

Analyse Single Coplanar Plane Wave resonator (CPW) using pyEPR

We use QISKIT METAL along with pyEPR

EPR: Energy Participation Ratio: the ledger book of energy deposition that changes Hamiltonian

```
In [1]: import pyEPR as epr
import qiskit_metal as metal
from qiskit_metal import designs, draw
from qiskit_metal import Dict, Headings, MetalGUI
from qiskit_metal.analyses.quantization import EPRanalysis
from qiskit_metal.qlibrary.qubits.transmon_pocket import TransmonPocket
from qiskit_metal.qlibrary.terminations.open_to_ground import OpenToGround
from qiskit_metal.qlibrary.tlines.meandered import RouteMeander
```

```
In [2]: ##### Design and Build one resonator
```

```
In [3]: design = designs.DesignPlanar({}, True)
design.chips.main.size['size_x'] = '2mm'
design.chips.main.size['size_y'] = '2mm'
gui =MetalGUI(design)
```

Creating one Transmon

```
In [4]: design.delete_all_components()
q1=TransmonPocket(design, 'Q1',
                  options=dict(pad_width='425 um', pocket_height='650 um',
                              connection_pads=dict(readout=dict(loc_w+=1, l

gui.rebuild()
gui.autoscale()
```

Creating one CPW resonator and connecting to the transmon

```
In [5]: otg = OpenToGround(design, 'open_to_ground', options=dict(pos_x='1.75mm', p
RouteMeander(design, 'readout', Dict(
    total_length='6 mm',
    hfss_wire_bonds = True,
    fillet='90 um',
    lead = dict(start_straight='100um'),
    pin_inputs=Dict(
        start_pin=Dict(component='Q1', pin='readout'),
        end_pin=Dict(component='open_to_ground', pin='open')), ))

gui.rebuild()
gui.autoscale()
```

Creating one analysis object dedicated to the readout

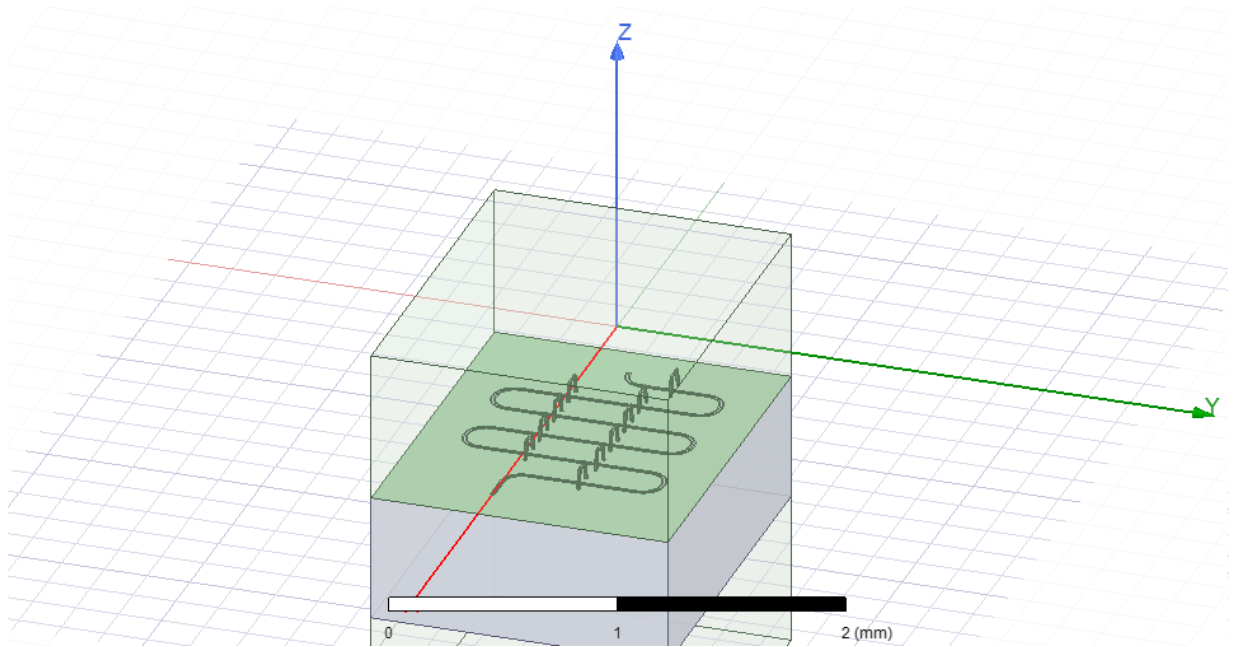
- Readout will be analyzed in isolated condition
- Readout will be terminated with an "OPEN" on both the ends
- This analysis is being selected for both "readout" component and "open-to-ground" component.

```
In [6]: eig_rd = EPRanalysis(design, "hfss")
```

```
In [7]: eig_rd.sim.run(name="Readout",
                      components=['readout', 'open_to_ground'],
                      open_terminations=[('readout', 'start'), ('readout', 'end')])
eig_rd.sim.plot_convergences()
```

```
INFO 02:42PM [connect_project]: Connecting to Ansys Desktop API...
INFO 02:42PM [load_ansys_project]:      Opened Ansys App
INFO 02:42PM [load_ansys_project]:      Opened Ansys Desktop v2020.2.0
INFO 02:42PM [load_ansys_project]:      Opened Ansys Project
      Folder:      D:/Users/Abhijit Bhattacharyy/Documents/ANSYS_EM/
      Project:      Project1
INFO 02:42PM [connect_design]: No active design found (or error getting active design).
INFO 02:42PM [connect]:      Connected to project "Project1". No design detected
INFO 02:42PM [connect_design]: Opened active design
      Design:      Readout_hfss [Solution type: Eigenmode]
WARNING 02:42PM [connect_setup]:      No design setup detected.
WARNING 02:42PM [connect_setup]:      Creating eigenmode default setup.
INFO 02:42PM [get_setup]:      Opened setup `Setup` (<class 'pyEPR.ansys.HfssEMSetup'>)
INFO 02:42PM [get_setup]:      Opened setup `Setup` (<class 'pyEPR.ansys.HfssEMSetup'>)
INFO 02:42PM [analyze]: Analyzing setup Setup
02:43PM 41s INFO [get_f_convergence]: Saved convergences to D:\Qiskit_Metals\TIFR\School\SingleResonator\hfss_eig_f_convergence.csv
```

```
In [8]: eig_rd.sim.save_screenshot()
```



Out[8]: WindowsPath('D:/Qiskit_Metals/TIFR/School/SingleResonator/ansys.png')

Recover Eigenmode frequencies for each variations

In [9]: `eig_rd.get_frequencies()`

```
Design "Readout_hfss" info:
  # eigenmodes 1
  # variations 1
Design "Readout_hfss" info:
  # eigenmodes 1
  # variations 1
```

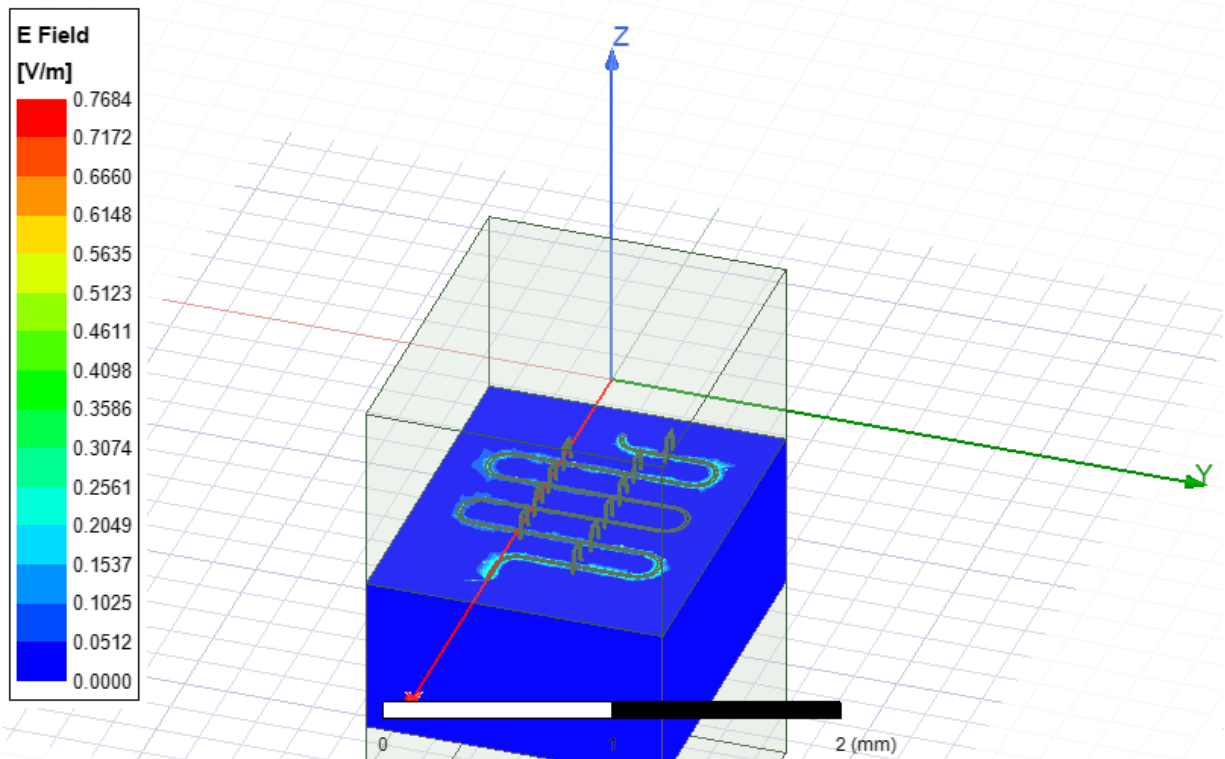
Out[9]:

		Freq. (GHz)	Quality Factor
variation	mode		
0	0	9.699888	inf

Plot E-Field on the Chip surface

In [10]: `eig_rd.sim.plot_fields('main')`
`eig_rd.sim.save_screenshot()`

INFO 02:47PM [get_setup]: Opened setup `Setup` (<class 'pyEPR.ansys.HfssEMSetup'>)



Out[10]: WindowsPath('D:/Qiskit_Metals/TIFR/School/SingleResonator/ansys.png')

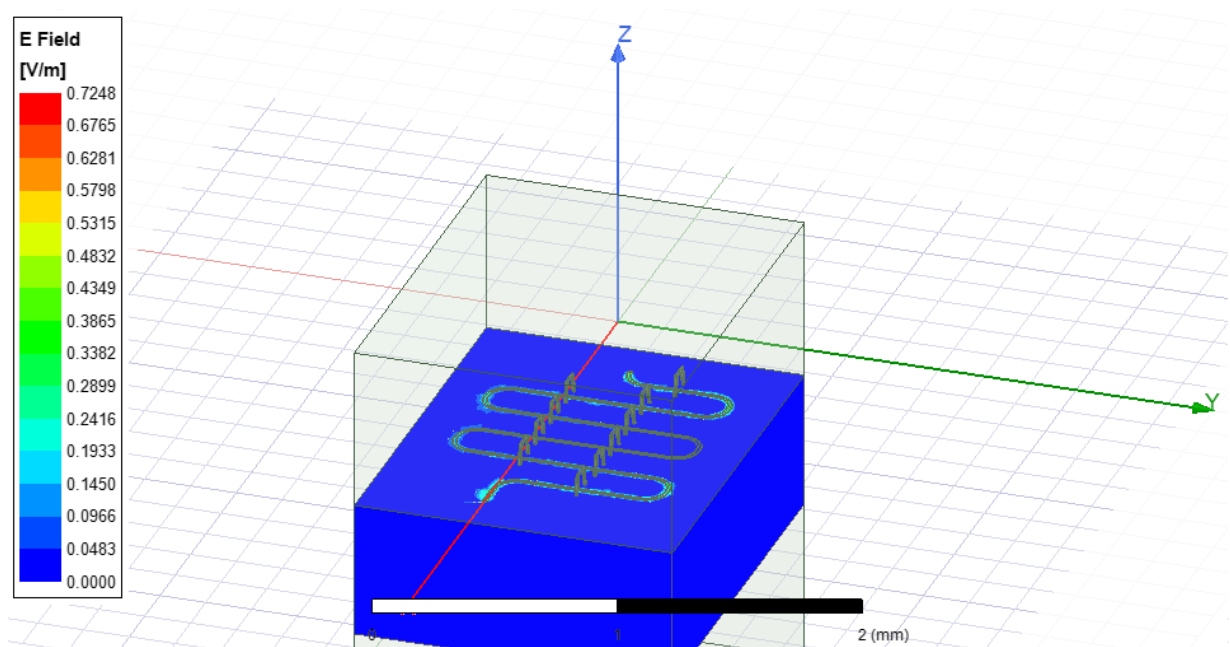
If EM field is not clear one may update number of passes and re-run

```
In [11]: eig_rd.sim.setup.max_passes = 15
eig_rd.sim.run()
eig_rd.sim.plot_convergences()
```

```
INFO 02:49PM [get_setup]:      Opened setup `Setup` (<class 'pyEPR.ansys.H
fssEMSetup'>)
INFO 02:49PM [analyze]: Analyzing setup Setup
02:51PM 17s INFO [get_f_convergence]: Saved convergences to D:\Qiskit_Metals
\TIFR\School\SingleResonator\hfss_eig_f_convergence.csv
```

```
In [12]: eig_rd.sim.plot_fields('main')
eig_rd.sim.save_screenshot()
```

```
INFO 02:52PM [get_setup]:      Opened setup `Setup` (<class 'pyEPR.ansys.H
fssEMSetup'>)
```



```
Out[12]: WindowsPath('D:/Qiskit_Metals/TIFR/School/SingleResonator/ansys.png')
```

EPR Analysis to find electric and Magnetic field energy stored in the readout system

```
In [13]: eig_rd.run_epr(no_junctions=True)
```

```
Design "Readout_hfss" info:
```

```
# eigenmodes 1
```

```
# variations 1
```

```
Design "Readout_hfss" info:
```

```
# eigenmodes 1
```

```
# variations 1
```

```
energy_elec_all = 3.54608697113699e-24
```

```
energy_elec_substrate = 3.23234658483469e-24
```

```
EPR of substrate = 91.2%
```

```
energy_mag = 3.54608758919348e-24
```

```
energy_mag % of energy_elec_all = 100.0%
```

```
In [ ]:
```

```
In [15]: gui.main_window.close()
         eig_rd.sim.close()
```

```
In [ ]:
```