

Second Reporting Period Technical and Financial Report

May 23rd, 2024 – Marburg

VILA VITA ROSENPARK Hotel

CHIARA MARAZZI



This project has received funding from the European Union's Horizon 2020 research and innovation programme under grant agreement No 101008548

From the HITRIplus GA - Annex 2

Beneficiary	Budgeted MM	Initial MGA	Prefinancing Net Guarantee Fund
CNAO	58,86	857.051,50 €	414.242,00 €
BEVATECH	10,87	100.000,00 €	48.333,00 €
CEA	9,05	87.000,00 €	42.050,00 €
CERN	24,39	342.000,00 €	165.300,00 €
CIEMAT	9,89	65.000,00 €	31.417,00 €
COSYLAB	22,50	158.562,50 €	76.639,00 €
GSI	73,27	679.000,00 €	328.183,00 €
UKHD/HIT	41,92	726.029,00 €	350.914,00 €
INFN	10,66	184.000,00 €	88.933,00 €
MEDA	24,80	375.807,00 €	181.640,00 €
MARBURG	24,16	325.850,00 €	157.494,00 €
PSI	0,87	13.000,00 €	6.283,00 €
SEEIIST	79,55	845.440,00 €	408.629,00 €
MALTA	6,45	47.260,00 €	22.842,00 €
UNI MARBURG	3,74	55.000,00 €	26.583,00 €
UPPSALA	3,61	36.000,00 €	17.400,00 €
WIGNER	5,49	18.000,00 €	8.700,00 €
RIGA	19,43	85.000,00 €	41.083,00 €
	429,52	5.000.000,00 €	2.416.665,00 €

Recap: 1-18 M – First Reporting Period

Declared Costs and Requested Contribution

Ben Name	Declared person-months	Declared Costs	EC Requested Funding
CNAO	14,13	180.510,76 €	180.510,76 €
BEVA	13,57	101.690,88 €	100.000,00 €
CEA	0,39	3.872,81 €	3.872,81 €
CERN	22,28	164.954,08 €	164.954,08 €
CIEMAT	2,31	18.511,65 €	18.511,65 €
CSL	9,28	68.492,00 €	68.492,00 €
GSI	22,49	209.167,39 €	209.167,39 €
UKHD/HIT	6	120.044,65 €	120.044,65 €
INFN	31,96	167.599,51 €	167.599,51 €
MEDA	2,97	39.915,90 €	39.915,90 €
UKGM	0	- €	- €
PSI	0,17	2.854,15 €	1.247,19 €
SEEIIST	36,07	341.568,56 €	341.568,56 €
UM	2,65	16.832,25 €	16.832,25 €
UMR	0	6.453,48 €	6.453,48 €
UU	0,3	3.576,35 €	3.576,35 €
Wiegner RCP	1,79	5.144,28 €	5.144,28 €
RTU	22,95	63.287,34 €	63.287,34 €
TOTAL	189,31	1.514.476,03 €	1.511.178,19 €

BEVA and PSI
requested less
than what was
declared for
different reasons

Amendment – submitted and approved

New figures as of May 2023

Ben Name	Budgeted person-months Post Amd	Initial MGA	MGA Post Amd
CNAO	58,86	857.051,50 €	857.051,50 €
BEVA	10,87	100.000,00 €	100.000,00 €
CEA	9,05	87.000,00 €	87.000,00 €
CERN	24,39	342.000,00 €	329.500,00 €
CIEMAT	9,89	65.000,00 €	65.000,00 €
CSL	22,50	158.562,50 €	158.562,50 €
GSI	73,27	679.000,00 €	711.500,00 €
UKHD	35,95	726.029,00 €	726.029,00 €
<i>HIT</i>	19,97		
INFN	10,66	184.000,00 €	184.000,00 €
MEDA	24,80	375.807,00 €	375.807,00 €
UKGM	24,16	325.850,00 €	325.850,00 €
PSI	0,87	13.000,00 €	13.000,00 €
SEEIIST	78,91	845.440,00 €	825.440,00 €
UM	6,45	47.260,00 €	47.260,00 €
UMR	3,74	55.000,00 €	55.000,00 €
UU	3,61	36.000,00 €	36.000,00 €
Wiegner RCP	5,49	18.000,00 €	18.000,00 €
RTU	19,43	85.000,00 €	85.000,00 €
TOTAL	442,9	5.000.000,00 €	5.000.000,00 €

GSI 26K from SEEIIST ODC for activities related to WP2.1 WP2.2 WP2.3 and WP5.1 – **new personnel costs + 3 MM**

SEEIIST: 10K from CERN personnel costs (-1 MM) for activities related to WP7.4 – **new personnel costs + 2,91 MM**

BEN UKHD has a **new affiliated entity: HIT**. This change entails redistribution of tasks and therefore redistribution of budget provisions between UKHD and the new consortium partner.

Overview of Payments and First Reporting Period Redistribution criteria

The redistribution criterion the coordinator chose was proportional, based on the proportion between the amount declared for the 1RP and the MGA of the beneficiary.

If the beneficiary declared costs below the 25% threshold, the interim payment is null.

If the beneficiary declared costs above the 25% threshold but below 85%, the beneficiary gets the 85% of its MGA.

BEVA was assigned 100% of its MGA, against a request of 101.6%.

INFN was assigned the entire requested amount, which amounts to 91.09% of its MGA.

OVERVIEW OF PAYMENTS

Maximum Grant Amount (total consortium)	5.000.000,00 €
Interim Payment ceiling	4.500.000,00 €
Pre-financing (total consortium)	2.666.666,67 €
Pre-financing Net Guarantee Fund (total consortium)	2.416.665,00 €
Guarantee Fund (total consortium)	250.001,67 €
First Interim Payment (total consortium)	1.511.178,19 €
Pre-financing and interim payments paid (total consortium)	4.177.844,86 €

Redistribution of the First Interim Payment May 2023

Ben Name	MGA Post Amd	Prefinancing	1RP declared costs	First Interim Payment	Funds on Hold at M36
CNAO	857.051,50 €	414.242,00 €	180.510,76 €	- €	414.242,00 €
BEVATECH	100.000,00 €	48.333,00 €	101.690,88 €	51.667,00 €	100.000,00 €
CEA	87.000,00 €	42.050,00 €	3.872,81 €	- €	42.050,00 €
CERN	329.500,00 €	165.300,00 €	164.954,08 €	114.775,00 €	280.075,00 €
CIEMAT	65.000,00 €	31.417,00 €	18.511,65 €	23.833,00 €	55.250,00 €
COSYLAB	158.562,50 €	76.639,00 €	68.492,00 €	58.139,13 €	134.778,13 €
GSI	711.500,00 €	328.183,00 €	209.167,39 €	276.592,00 €	604.775,00 €
UKHD	726.029,00 €	350.914,00 €	120.044,65 €	- €	350.914,00 €
<i>HIT</i>					
INFN	184.000,00 €	88.933,00 €	167.599,51 €	78.666,51 €	167.599,51 €
MEDA	375.807,00 €	181.640,00 €	39.915,90 €	- €	181.640,00 €
UKGM	325.850,00 €	157.494,00 €	- €	- €	157.494,00 €
PSI	13.000,00 €	6.283,00 €	2.854,15 €	- €	6.283,00 €
SEEIIST	825.440,00 €	408.629,00 €	341.568,56 €	292.995,00 €	701.624,00 €
UM	47.260,00 €	22.842,00 €	16.832,25 €	17.329,00 €	40.171,00 €
UMR	55.000,00 €	26.583,00 €	6.453,48 €	- €	26.583,00 €
UU	36.000,00 €	17.400,00 €	3.576,35 €	- €	17.400,00 €
Wiegner RCP	18.000,00 €	8.700,00 €	5.144,28 €	6.600,00 €	15.300,00 €
RTU	85.000,00 €	41.083,00 €	63.287,34 €	31.167,00 €	72.250,00 €
Totals	5.000.000,00 €	2.416.665,00 €	1.514.476,04 €	951.763,64 €	3.368.428,64 €

Preparation for the Second Reporting Period

For the second reporting period, we asked:

1. A precise allocation of **all ben costs to the corresponding WP** – not only cat A. Direct personnel costs, but also cat B. Direct costs of subcontracting (if any), cat D. Other Direct Costs and cat. F Special unit costs.
2. A **short description of the Use of Resources** (in terms of ben average monthly personnel costs and ODC).

We are still waiting for the exact figures of few beneficiaries – some of them gave only an accurate estimate, due to internal audit procedures and other delays. Therefore the following figures are not final.

Second Reporting Period: Monitoring

Excel file sent by the coordinator in April

Partner Details	Overview	End	2024	3
Partner Short name	<p>PLEASE VERIFY THAT THE FIGURES YOU SUBMITTED TO THE COORDINATOR WITH THIS EXCEL FILE ARE THE EXACT SAME FIGURES YOU ENTER IN THE PORTAL, SO THAT THE COORDINATOR CAN HAVE A PRECISE USE OF RESOURCES BY WPs FOR THE SECOND REPORTING PERIOD.</p> <p>FOLLOWING TO THE REVIEWER REQUEST, WE WILL ASK THIS INFORMATION ALSO FOR THE FIRST REPORTING PERIOD.</p> <p>THE REQUEST WILL BE ADDRESSED TO ALL PARTNERS WITH SAME BUDGET COST CATEGORIES RELATED TO MORE THAN ONE WP.</p> <p>EX BEVATECH → NO REQUEST --- CNAO → REQUEST OF DETAIL</p>			
Reimbursement				
Overhead rate (%)				
Person months	TOTALS			
Direct personnel	0,00			
Travel cost (D.1)	€ -			
Equipment (D.2)	€ -			
Other goods and Internally invoiced	€ -			
Total of Other direct	€ -			
Costs for providing	€ -			
Costs for providing	€ -			
Special Unit Costs	€ -			
Indirect costs (fixed)	€ -			
Subtotal	€ -			
Direct costs subtotal	€ -			
Total costs	€ -			
Requested EC contribution	€ -			
Average Person				

Recap: 18 -36 M – Second Reporting Period Declared Costs and Requested Contribution

Ben Name	Declared person-months	Declared Costs	EC Requested Funding
CNAO	35	337.990,90 €	337.990,90 €
BEVATECH	0,3	4.462,35 €	4.462,35 €
CEA	3,21	61.420,46 €	61.420,46 €
CERN	17,15	200.152,70 €	200.152,70 €
CIEMAT	10,57	80.784,66 €	80.784,66 €
COSYLAB	4,6	42.021,50 €	42.021,50 €
GSI	24,8	229.481,28 €	229.481,28 €
UKHD			
<i>HIT</i>	3,88	52.518,65 €	52.518,65 €
INFN	11,13	117.031,83 €	117.031,83 €
MEDA	5,17	111.858,83 €	111.858,83 €
UKGM	0	- €	- €
PSI	0	- €	- €
SEEIIST	29,29	282.346,40 €	282.346,40 €
UM	3,42	25.598,58 €	25.598,58 €
UMR	1,61	17.958,68 €	17.958,68 €
UU	0	- €	- €
Wiegner RCP	4,09	11.600,26 €	11.600,26 €
RTU	4,93	13.150,08 €	13.150,08 €
Total	159,15	1.588.377,13 €	1.588.377,13 €

so far ...

Please note that these figures are not final, are an estimate
We are missing financial data for few beneficiaries.

Some figures are still in phase of amendment.

The figures will be final once the report will be submitted on May 31st.

Recap: 18 - 36 M

Use of resources

During the second reporting period, **SEEIIST** reallocated budget within the same Work Package. Funds initially for personnel costs were redirected to a service agreement with SENIS/SENTRONIS, a collaborating institute. This reallocation supports task 8.4, involving the design and construction of a magnetic measurement system for assessments at CIEMAT and CERN.

CNAO reported 23.4 PM instead of the budgeted 19 PM for more effort related to the management of the Regal registry activity (a new junior researcher, Federica Serra, for WP3 tasks, hired directly on the project).

UKHD adjusted personnel costs for the initial period after receiving EC approval to include HIT GmbH as an official third party, allowing for proper cost declarations in the second period.

MEDA, CEA, CSL and others reported an increase in the monthly average personnel costs.

RTU exceeded its planned contribution, achieving 27.88 PM instead of 19 PM due to employing additional students and a senior researcher, enhancing project outcomes and system integration efforts.

Consortium: Total Costs 1-36 M

TENTATIVE

Ben Name	MGA	Prefinancing net guarantee fund	1RP declared costs	First Interim Payment	Funds on Hold at M36	2RP declared costs	Total Costs Declared	% costs declared/effort on budget
CNAO	857.051,50 €	414.242,00 €	180.510,76 €	- €	414.242,00 €	337.990,90 €	518.501,66 €	60,50%
BEVATECH	100.000,00 €	48.333,00 €	101.690,88 €	51.667,00 €	100.000,00 €	4.462,35 €	106.153,23 €	106,15%
CEA	87.000,00 €	42.050,00 €	3.872,81 €	- €	42.050,00 €	61.420,46 €	65.293,27 €	75,05%
CERN	329.500,00 €	165.300,00 €	164.954,08 €	114.775,00 €	280.075,00 €	200.152,70 €	365.106,78 €	110,81%
CIEMAT	65.000,00 €	31.417,00 €	18.511,65 €	23.833,00 €	55.250,00 €	80.784,66 €	99.296,31 €	152,76%
COSYLAB	158.562,50 €	76.639,00 €	68.492,00 €	58.139,13 €	134.778,13 €	42.021,50 €	110.513,50 €	69,70%
GSI	711.500,00 €	328.183,00 €	209.167,39 €	276.592,00 €	604.775,00 €	229.481,28 €	438.648,67 €	61,65%
UKHD	726.029,00 €	350.914,00 €	120.044,65 €	- €	350.914,00 €		172.563,30 €	23,77%
<i>HIT</i>						52.518,65 €	52.518,65 €	
INFN	184.000,00 €	88.933,00 €	167.599,51 €	78.666,51 €	167.599,51 €	117.031,83 €	284.631,34 €	154,69%
MEDA	375.807,00 €	181.640,00 €	39.915,90 €	- €	181.640,00 €	111.858,83 €	151.774,73 €	40,39%
MARBURG	325.850,00 €	157.494,00 €	- €	- €	157.494,00 €	- €	- €	0,00%
PSI	13.000,00 €	6.283,00 €	2.854,15 €	- €	6.283,00 €	- €	2.854,15 €	21,96%
SEEIIST	825.440,00 €	408.629,00 €	341.568,56 €	292.995,00 €	701.624,00 €	282.346,40 €	623.914,96 €	75,59%
MALTA	47.260,00 €	22.842,00 €	16.832,25 €	17.329,00 €	40.171,00 €	25.598,58 €	42.430,83 €	89,78%
UNI MARBURG	55.000,00 €	26.583,00 €	6.453,48 €	- €	26.583,00 €	17.958,68 €	24.412,16 €	44,39%
UPPSALA	36.000,00 €	17.400,00 €	3.576,35 €	- €	17.400,00 €	- €	3.576,35 €	9,93%
WIGNER	18.000,00 €	8.700,00 €	5.144,28 €	6.600,00 €	15.300,00 €	11.600,26 €	16.744,54 €	93,03%
RIGA	85.000,00 €	41.083,00 €	63.287,34 €	31.167,00 €	72.250,00 €	13.150,08 €	76.437,42 €	89,93%
Totals	5.000.000,00 €	2.416.665,00 €	1.514.476,04 €	951.763,64 €	3.368.428,64 €	1.588.377,13 €	3.102.853,17 €	

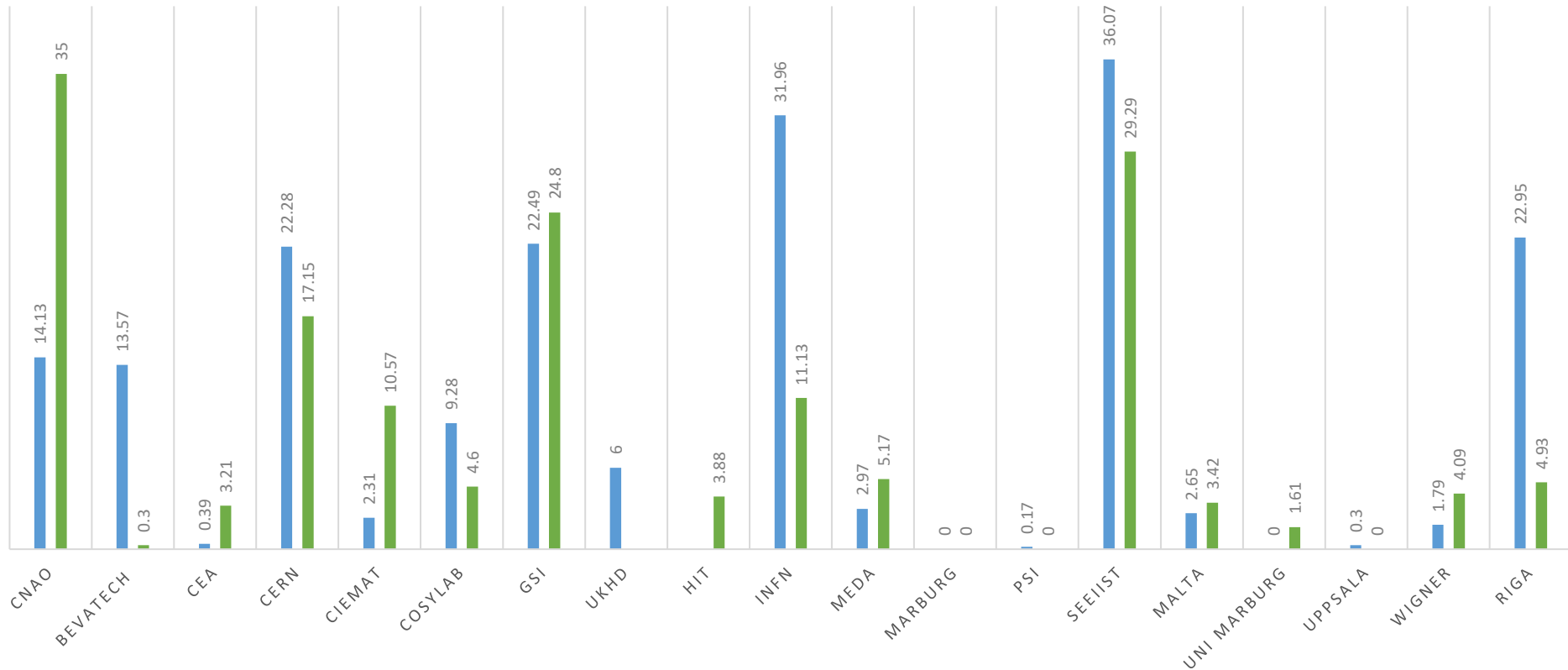
Consortium: Total Effort 1-36 M

TENTATIVE

Ben Name	Budgeted MM after Amd	1RP declared MM	2RP declared MM	Total effort declared	% effort declared/effort on budget
CNAO	58,86	14,13	35	49,13	83,47%
BEVATECH	10,87	13,57	0,3	13,87	127,59%
CEA	9,05	0,39	3,21	3,6	39,77%
CERN	24,39	22,28	17,15	22,28	91,36%
CIEMAT	9,89	2,31	10,57	12,88	130,20%
COSYLAB	22,50	9,28	4,6	13,88	61,69%
GSI	73,27	22,49	24,8	47,29	64,54%
UKHD	35,95	6		9,88	27,48%
<i>HIT</i>	19,97		3,88	3,88	
INFN	10,66	31,96	11,13	43,09	404,33%
MEDA	24,80	2,97	5,17	8,14	32,82%
MARBURG	24,16	0	0	0	0,00%
PSI	0,87	0,17	0	0,17	19,45%
SEEIIST	78,91	36,07	29,29	65,36	82,83%
MALTA	6,45	2,65	3,42	6,07	94,11%
UNI MARBURG	3,74	0	1,61	1,61	42,99%
UPPSALA	3,61	0,3	0	0,3	8,31%
WIGNER	5,49	1,79	4,09	5,88	107,01%
RIGA	19,43	22,95	4,93	27,88	143,50%
Totals	442,88	189,31	159,15	335,19	

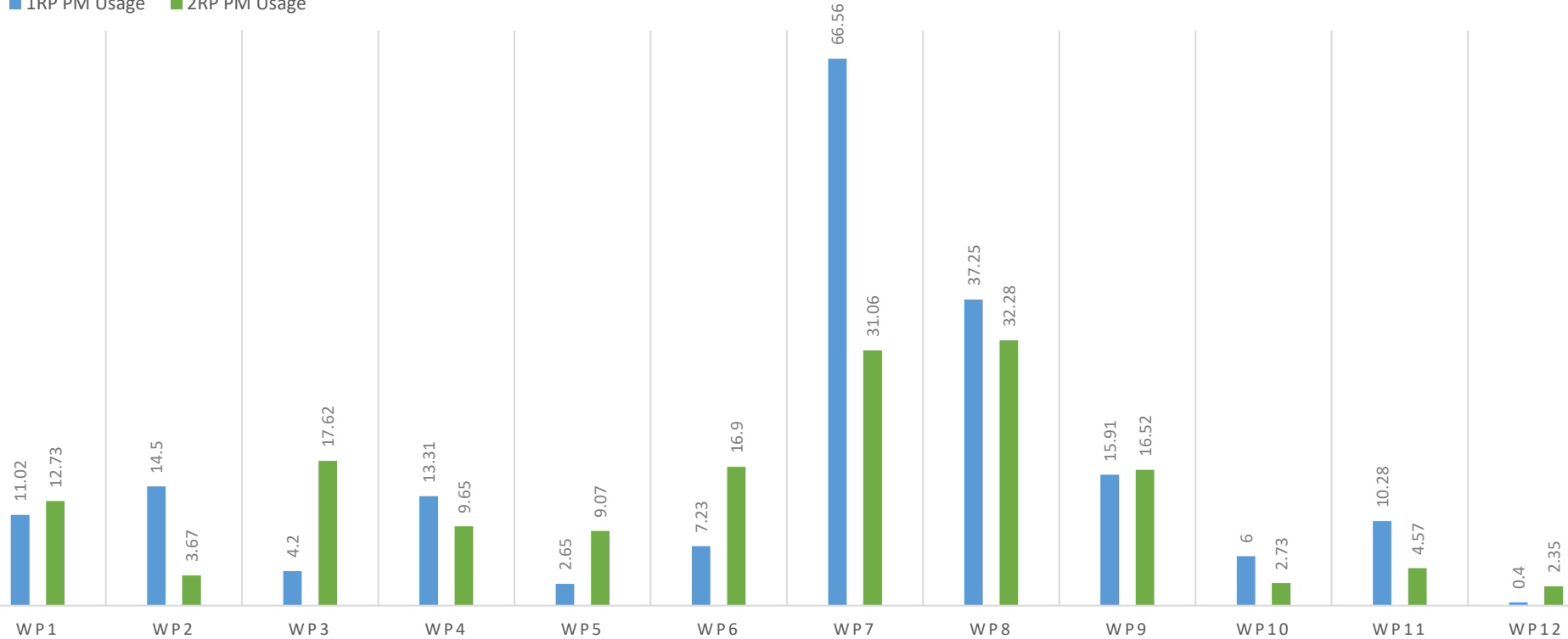
PM USAGE FOR THE FIRST AND SECOND REPORTING PERIOD BY BENEFICIARY (TENTATIVE)

■ 1RP declared MM ■ 2RP declared MM



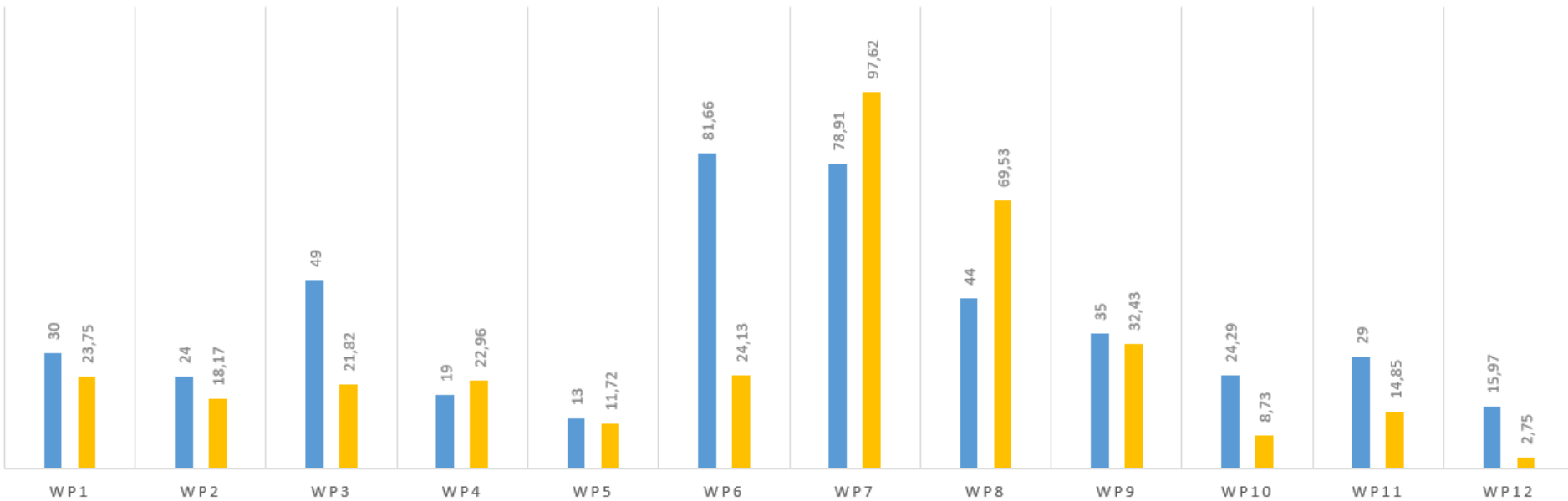
PM USAGE FOR THE FIRST AND SECOND REPORTING PERIOD BY WP (TENTATIVE)

■ 1RP PM Usage ■ 2RP PM Usage



M36: PM USAGE BY WP, COMPARED TO TOTAL BUDGETED

■ Budgeted PM ■ Total Approximate PM Usage at M36



Maximum cost declared - Recommendations

Maximum Grant Amount = 5 Millions Euro



In order to get 5 Millions from the EC we must declare total costs (and total requested funding) **not lower than 5 Millions**

REAL COSTS EXCEEDING THE TOTAL BUDGET



If declared and included in the total requested funding, **they must be justified to the EC in case of a financial audit**



If not declared and not included in the total requested funding, **they should be monitored internally** – *therefore please take tracks of all the activities related to the extra costs, justification documents and timesheets as if they were to be declared to the EC.*
Be prepared to provide this information upon the coordinator's request during this final reporting period.

The extra costs will be taken into consideration in case other partners would underperform.

WE NEED YOUR IMMEDIATE ACTION!

Next Friday, May 31st, the EU Funding and Tender Portal will close for the HITRI^{plus} Project.

You would need to enter your figures in the Portal as soon as possible, ideally by the end of this week.

The screenshot displays the 'RESEARCH & INNOVATION Grant Management Services' interface. The user is logged in as MARIA VITTORIA LIVRAGA. The main content area is divided into three sections:

- Project Monitoring for Consortium PMOC-101008548-2** (18 Apr 2024): A progress bar shows stages: Started, Informed, Assessed, Completed.
- Periodic Reporting** (01 Apr 2024): A progress bar shows stages: Draft, Submitted, Observations, Paid. Tasks include: Technical Part contribution (Lock for review), Financial Part CNAO [PIC 998528089] (Revalidate), and Periodic Report composition (Submit to EU).
- Continuous Reporting** (01 Apr 2021): A progress bar shows stages: Started, Completed. Task: Continuous reporting data.

On the left, the 'MY PROJECT' sidebar for HORIZON 2020 provides details: Call: H2020-INFRAIA-2020-1, Type of Action: RIA, Acronym: HITRIplus, Current Phase: Grant Management, Number: 101008548, Duration: 54 months, GA based on the: H2020, General MGA: Multi - S.null, Start Date: 01 Apr 2021, Estimated Project Cost: €5,000,000.00, Requested EU Contribution: €5,000,000.00, Contact: Anna SANTORO. Navigation buttons include Latest Legal Data, Active Processes, Document Library, Communication Centre, and Archived Processes. An 'ONLINE MANUAL' button and a 'HOW TO' icon are also visible.




This project has received funding from the European Union's Horizon 2020 research and innovation programme under grant agreement No 101008548

Periodic Report Composition [Period No: 2 (01 Oct 2022 - 31 Mar 2024), Project No: 101008548]

Report Item	Status	Action
<ul style="list-style-type: none"> Technical report <ul style="list-style-type: none"> Technical Part contribution 	Draft	
<ul style="list-style-type: none"> Financial report <ul style="list-style-type: none"> 1 (0/1) Financial Part CNAO [PIC 998528089] 2 (0/1) Financial Part BEVA [PIC 897822980] 3 (0/1) Financial Part CEA [PIC 999992401] 4 (0/1) Financial Part CERN [PIC 999988133] 5 (0/1) Financial Part CIEMAT [PIC 999614877] 6 (0/1) Financial Statement CSL [PIC 991562034] 7 (0/1) Financial Statement GSI [PIC 999995214] 8 (0/2) Financial Part UKHD [PIC 999841081] <ul style="list-style-type: none"> Financial Part HIT [PIC 998907359] 9 (0/1) Financial Part INFN [PIC 999992789] 10 (0/1) Financial Part MEDA [PIC 998754293] 11 (0/1) Financial Part UKGM [PIC 892157889] 12 (0/1) Financial Statement PSI [PIC 999994923] 13 (0/1) Financial Part SEEIIST [PIC 898101273] 14 (0/1) Financial Part UM [PIC 999887059] 15 (0/1) Financial Part UMR [PIC 999848938] 16 (0/1) Financial Statement UU [PIC 999985029] 17 (0/1) Financial Part Wigner RCP [PIC 954722113] 18 (0/1) Financial Statement RTU [PIC 999920718] 	Draft Draft Draft Draft Draft Sent to CO Sent to CO Draft Draft Draft Draft Draft Sent to CO Draft Draft Draft Sent to CO Draft Sent to CO	 Redo Include Redo Include Redo Include Redo Include Redo Include

HOW TO (1)




101008548 (HITRIplus) RIA

HORIZON 2020

Period No: 2 Duration (months): 18
Reporting Period : [01 Oct 2022 - 31 Mar 2024]

Project Periodic Report

ntivrama (EXTERNAL)




Beneficiary 1: CHAO

Legal Name: FONDAZIONE CENTRO NAZIONALE DI ADROTERAPIA ONCOLOGICA

PIC: 998528089 Status: VALIDATED

Legal Address: STRADA CAMPEGGI 53 , 27100 , PAVIA PV Italy

Financial Statement



Financial Statement SAVE

[Use of Resources](#) [Export Use of Resources to PDF](#)

Financial information from contract

The payment resulting from this Periodic Report (if any) will be made to this account: IT04J031111130000000045867
Note that if you need to change the bank account, you must do it by submitting an amendment.

No contribution requested? Yes No

Financial Statements [Add Adjustment](#)

Period	Adjustment	Requested Contribution	Actions
01 Oct 2022 - 31 Mar 2024 (Period No. 2)	No	337,990.90 €	

Financial Statement for period '2' - (01 Oct 2022 - 31 Mar 2024)

Eligible costs:

Cost Category	Unit cost	Number of Units	Subtotal	Total	Actions
a) Direct personnel costs declared as actual costs				172,677.12 €	
b) Direct personnel costs declared as unit costs (average costs)				0.00 €	
d) Direct costs of subcontracting				0.00 €	
e) Direct costs of providing financial support to third parties				0.00 €	
f) Other direct costs				51,602.12 €	
h) Costs of internally invoiced goods and services				0.00 €	
i) Indirect costs (= 0.25 * (a + b + f + h - p))				56,069.81 €	
▼ y) Special unit costs covering direct and indirect costs				57,641.85 €	
y1) Costs for providing trans-national access to research infrastructure			57,641.85 €		
k) Total costs (= a + b + d + e + f + h + i + y)				337,990.90 €	
n) Maximum EU contribution (= 100% * k)				337,990.90 €	
o) Requested EU contribution				337,990.90 €	

Additional Information for indirect costs:
Use of 'costs of in-kind contributions not used on premises?' (p) Yes No

[Validate](#)

HOW TO (2)

Validation Report PIC 998528089

[Expand All](#) [Collapse All](#)

Periodic Report

Partner Normal Financial Statement (1. CNAO / 998528089)

FormCCostBreakDown

Cost Cell (Other direct costs TOTAL)

An explanation must be provided for major cost items up to the amount that exceeds 15% of the Personnel Cost

[PDF Download Report](#)

Direct personnel costs declared as actual costs

Persons/month per WP

[+ Add Detail](#)

No.	Person Months	Associated Work Package	Actions
1	<input type="text" value="12.10"/>	+ WP1	×
2	<input type="text" value="20.24"/>	+ WP3	×
3	<input type="text" value="5.50"/>	+ WP6	×

Use of in kind contribution from third party

[+ Add Detail](#)

There are no Use of Resources provided

[Ok](#) [Cancel](#)

PLEASE DO NOT ENTER THE FIGURES ON THE PORTAL AT THE LAST MINUTE!

My Project: Actions

HITRIplus

Details **Consortium**

Project ID: 101008548 Programme: H2020 DG/Agency: REA Need help?

COORDINATOR	Organisation - FONDAZIONE CENTRO NAZIONALE DI ADROTERAPIA ONCOLOGICA - CNAO	EDIT ROLES
BENEFICIARY	Organisation - BEVATECH GMBH	EDIT ROLES
BENEFICIARY	Organisation - COMMISSARIAT A L ENERGIE ATOMIQUE ET AUX ENERGIES ALTERNATIVES - CEA	EDIT ROLES
BENEFICIARY	Organisation - ORGANISATION EUROPEENNE POUR LA RECHERCHE NUCLEAIRE - EUROPEAN ORGANIZATION FOR NUCLEAR RESEARCH	EDIT ROLES
BENEFICIARY	Organisation - CENTRO DE INVESTIGACIONES ENERGETICAS MEDIOAMBIENTALES Y TECNOLOGICAS - CIEMAT	EDIT ROLES
BENEFICIARY	Organisation - COSYLAB LABORATORIJ ZA KONTROLNE SISTEME DD - COSYLAB	EDIT ROLES

MAKE SURE YOU HAVE YOUR ROLES ARE DEFINED AND YOU HAVE A PFSIGN READY

Roles for the organisation:

FONDAZIONE CENTRO NAZIONALE DI ADROTERAPIA ONCOLOGICA
In project: HITRIplus

Results: 6

Organisation: FONDAZIONE CENTRO NAZIONALE DI ADROTERAPIA ONCOLOGICA

ROLE	NAME	EMAIL	USERNAME	TEAM	ACTIONS
Coordi					
Coordi					
Primar					
Project					
Project					
Team M					

If you can't find the FSIGN, then you need to add this role in your organization by:

1. Logging in with the LEAR credentials
2. Clicking on "My Organization"
3. Clicking the "Modify Roles" action button
4. Selecting the person who will act as FSIGN for the project. Lear con do that as well

1 10

[Go back](#) [Add roles](#) [Disable Lear Access](#)

SAVE AND VALIDATE

Financial Statement SAVE

No contribution requested? Yes No

Financial Statements

+ Add Adjustment

Period	Adjustment	Requested Contribution	Actions
01 Apr 2017 - 30 Sep 2018 (Period No. 2)	No	18,750.00 €	

Financial Statement for period '2' - (01 Apr 2017 - 30 Sep 2018)

Eligible costs: ?

Cost Category	Total	Actions
a) Direct personnel costs declared as actual costs	12,000.00 €	
b) Direct personnel costs declared as unit costs (average costs)	0.00 €	
d) Direct costs of subcontracting	0.00 €	
e) Direct costs of providing financial support to third parties	0.00 €	
f) Other direct costs	3,000.00 €	
h) Costs of internally invoiced goods and services	0.00 €	
i) Indirect costs (= 0.25 * (a + b + f + h - p))	3,750.00 €	
k) Total costs (= a + b + d + e + f + h + i)	18,750.00 €	
n) Maximum EU contribution (= 100% * k)	18,750.00 €	
o) Requested EU contribution	18,750.00 €	

Additional information for indirect costs:
Use of 'costs of in-kind contributions not used on premises' (p) Yes No

Validate

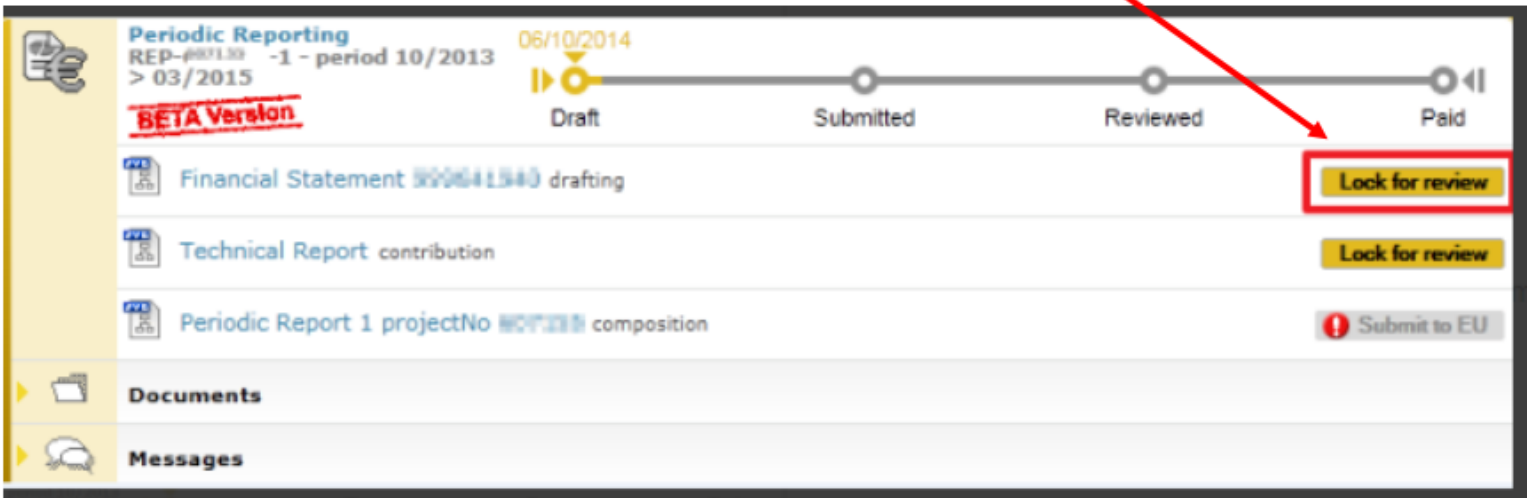
1. Click on "SAVE" to save all your data
2. Click on "VALIDATE" to check for any error



This project has received funding from the European Union's Horizon 2020 research and innovation programme under grant agreement No 101008548

LOCK FOR REVIEW

Click the "Lock for Review" button, which will prevent further editing and generate a pdf document



Participant Contacts (or Coordinator Contacts) of the main beneficiary perform this action



This project has received funding from the European Union's Horizon 2020 research and innovation programme under grant agreement No 101008548

SIGN THE FINANCIAL STATEMENT

Click the "SIGN & SUBMIT" button to send the Financial Statement to the coordinator

The screenshot displays a web interface for 'Periodic Reporting'. At the top, a progress bar shows the stages: Draft (06/10/2014), Submitted, Reviewed, and Paid. Below the progress bar, there are three document entries: 'Financial Statement' with a 'Sign & Submit' button highlighted in red, 'Technical Report' with a 'Lock for review' button, and 'Periodic Report 1' with an information icon. The left sidebar shows 'Documents' and 'Messages' sections.

Only users with the role Project Financial Signatory (PFSIGN) can perform this action.

PLEASE CONTACT US IF YOU NEED ASSISTANCE

Chiara Marazzi: chiara.marazzi@cnao.it

Maria Vittoria Livraga: mariavittorialivraga@cnao.it



NEED HELP?

A photograph showing several hands holding up large, red, 3D block letters that spell out the words "NEED HELP?". The hands are of various skin tones and are positioned around the letters, giving the impression of a group of people presenting the message.

ASK US!

A photograph showing several hands holding up large, red, 3D block letters that spell out the words "ASK US!". The hands are of various skin tones and are positioned around the letters, giving the impression of a group of people presenting the message.

THANKS!

