


# Search for emerging jets using CMS Run 2 data

Claire Savard on behalf of the CMS collaboration

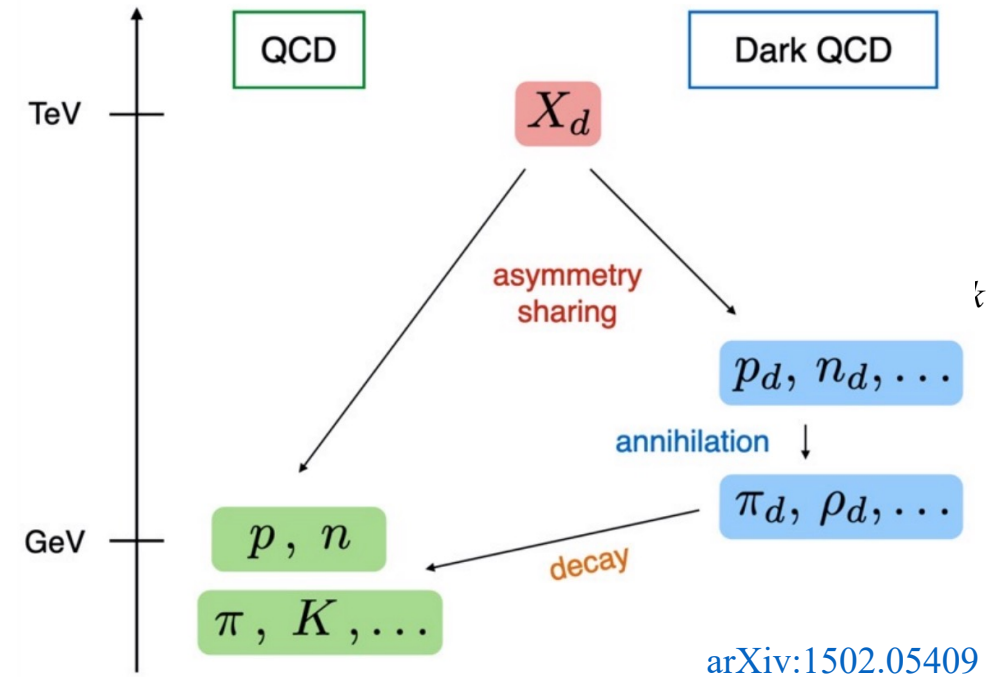
University of Colorado, Boulder

3 July 2024



# Emerging jets (EMJ) theory

- Dark matter model = QCD-like hidden sector
- Dark hadrons with  $\sim \Lambda_{dark}$  (GeV), dark pions unstable  $m_{\pi_{dark}} < \Lambda_{dark}$
- Heavy mediator particle  $\sim$  TeV couples to dark and visible sectors
- Energy scales reachable at LHC

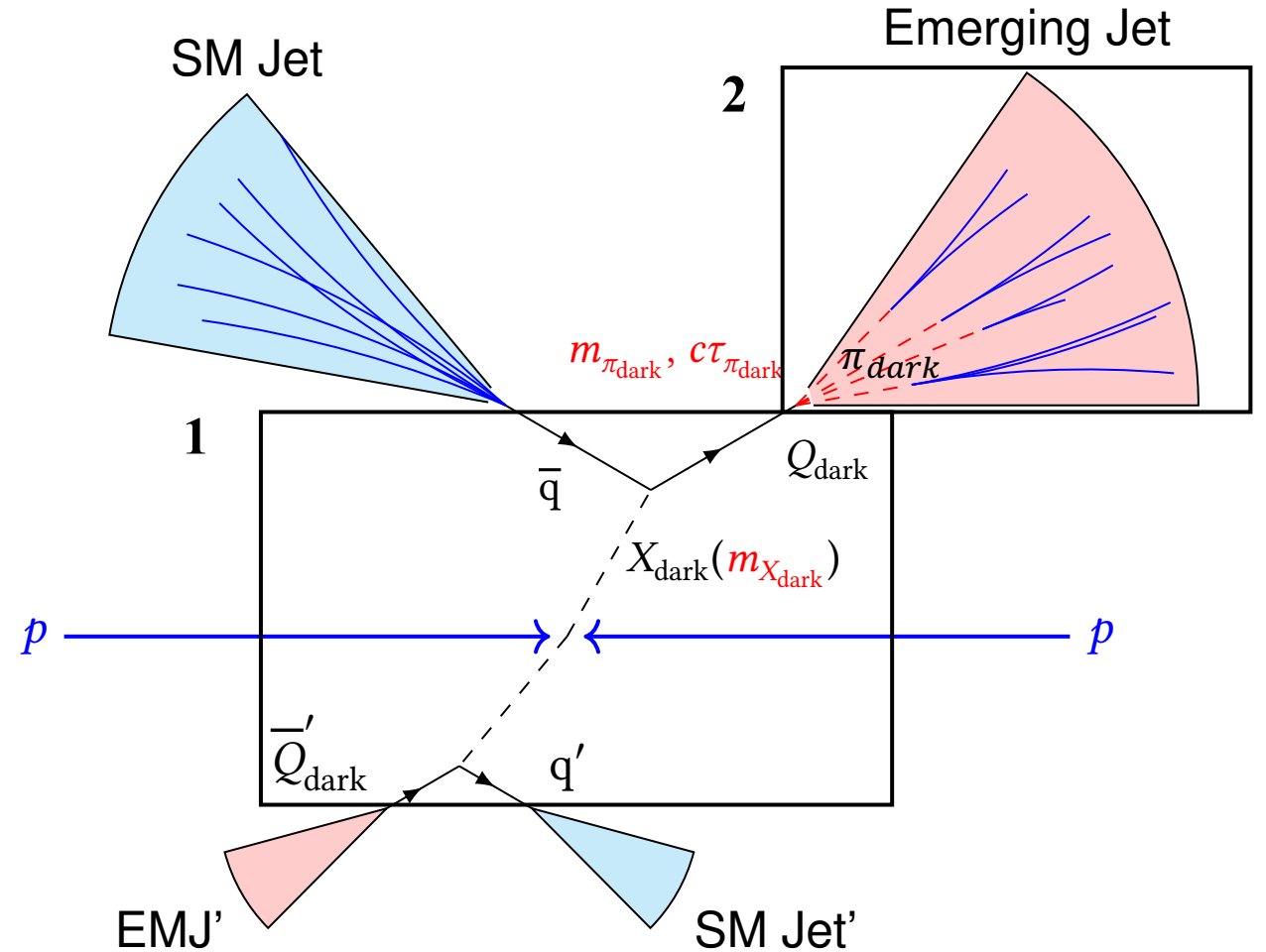


# EMJ production at the LHC

1.  $pp \rightarrow 2X_{\text{dark}} \rightarrow 2(qQ_{\text{dark}})$
2.  $Q_{\text{dark}} \xrightarrow{\text{hadronizes}} N \pi_{\text{dark}} \quad \&$   
 $\pi_{\text{dark}} \xrightarrow{\text{travel } c\tau} \text{SM particles}$

Free parameters:

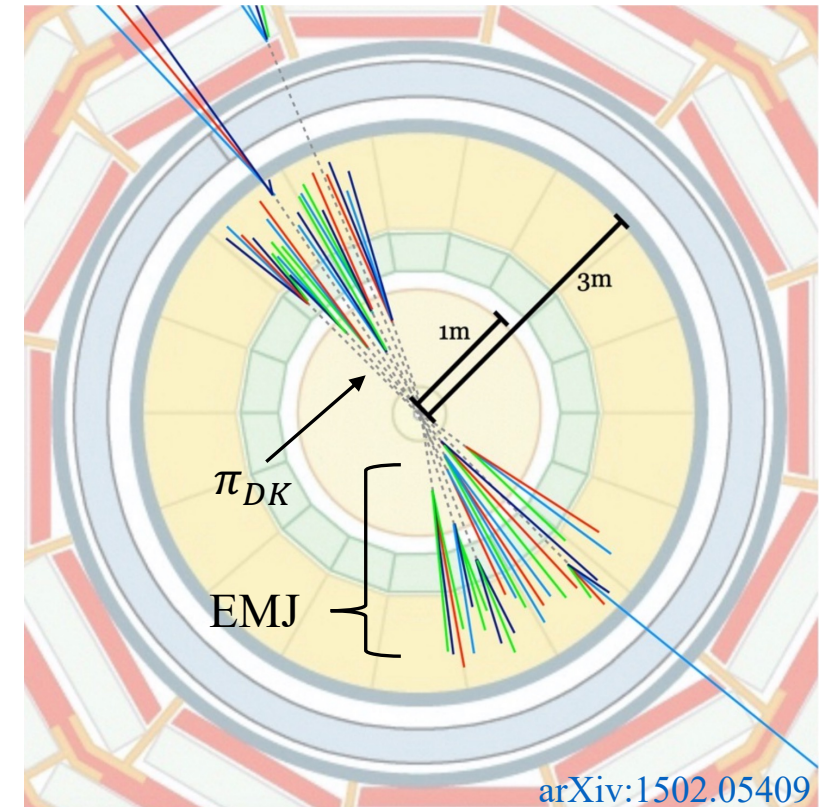
- $m_X$ : [1, 2.5] TeV
- $m_{\pi_{\text{dark}}}$ : [6, 20] GeV
- $c\tau_{\pi_{\text{dark}}}$ : [1, 1000] mm



# EMJs in CMS detector

- General-purpose particle detector
- Silicon tracker:
  - Charged particle reconstruction
  - Within 3.8 T solenoid for momentum resolution
  - Vertex  $z_0$  resolution of  $\sim 15 \mu\text{m}$
  - Extends from collision point to 1 m
- $c\tau_{\pi_{dark}}$  1 – 1000 mm, contained in tracker

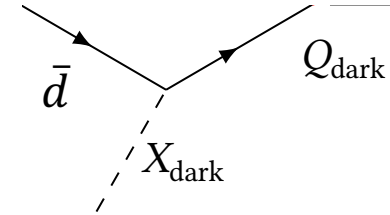
CMS cross section



# EMJ coupling scenarios

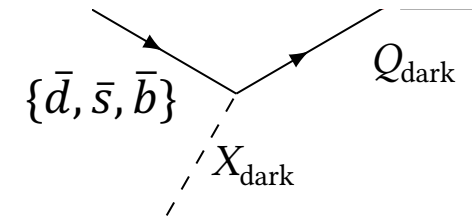
## 1. Unflavored down scenario

- Dark quarks couple to down quarks ONLY
- All  $\pi_{dark}$  have same  $c\tau$
- Previous CMS search ([arXiv:1810.10069](https://arxiv.org/abs/1810.10069))



## 2. Flavor-aligned down scenario

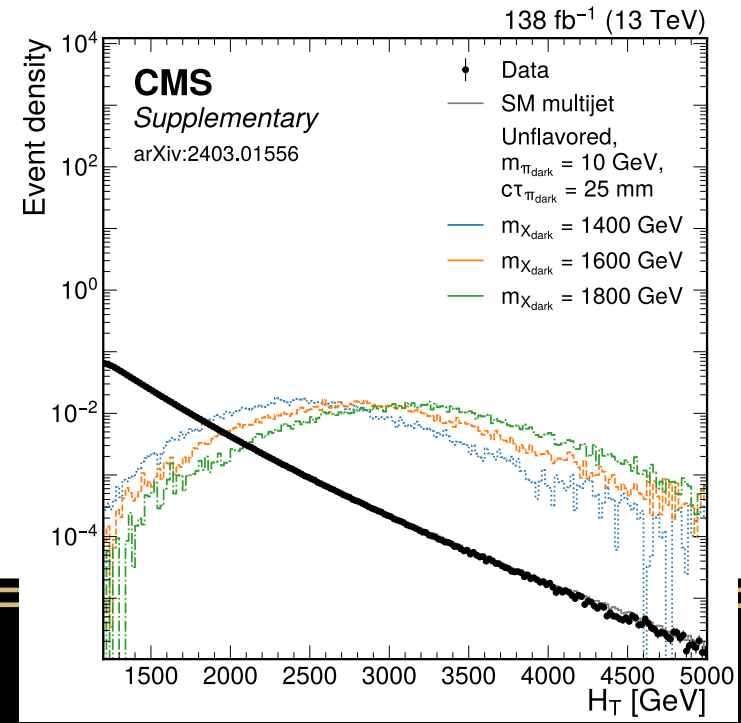
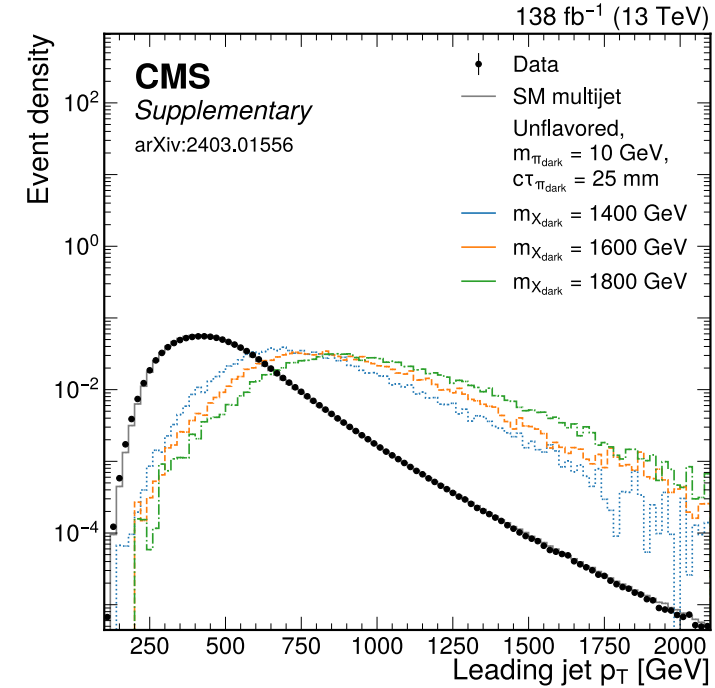
- Dark quarks couple to down-type quarks ONLY (d, s, b)
- $\pi_{dark}$  lifetime depends on dark pion composition



- Scenarios phenomenologically different, search methods tuned separately

# Event selection

- $\geq 4$  high  $p_T$  jets
- High event  $H_T$  ( $= \sum_{jets} p_T$ )
- $\geq 2$  EMJ-tagged jets



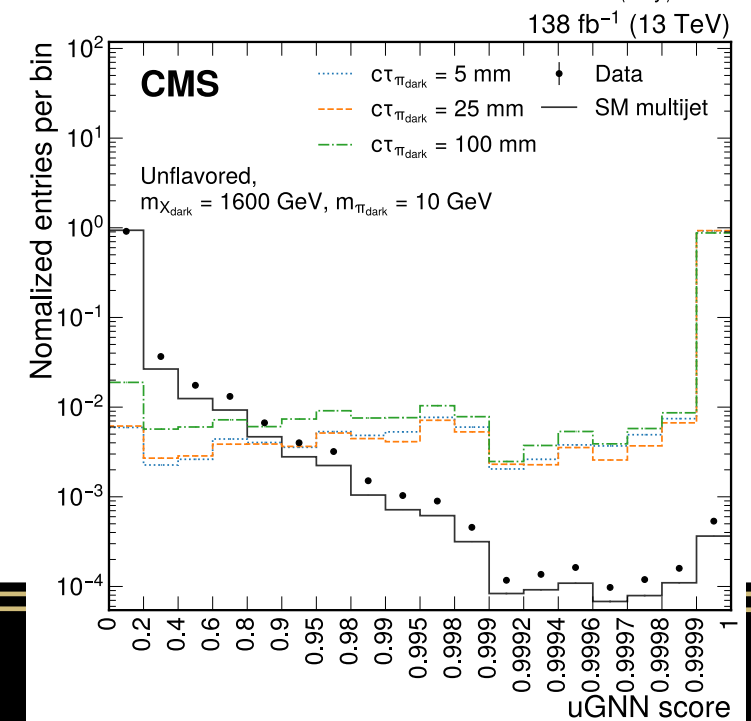
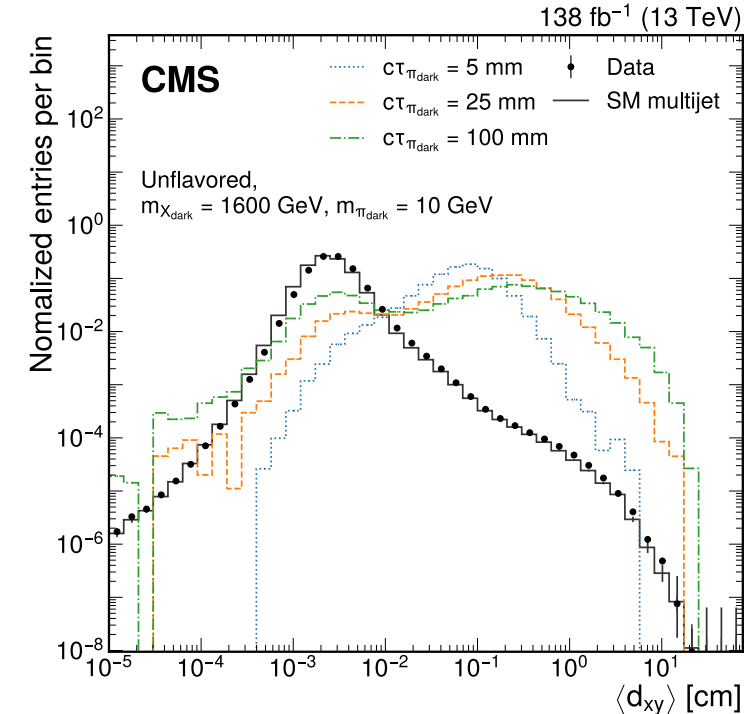
# Jet tagging

## 1. Jet variable selections (cut-based)

- Unflavored: leverage track displacement
- Flavor-aligned: leverage track multiplicity

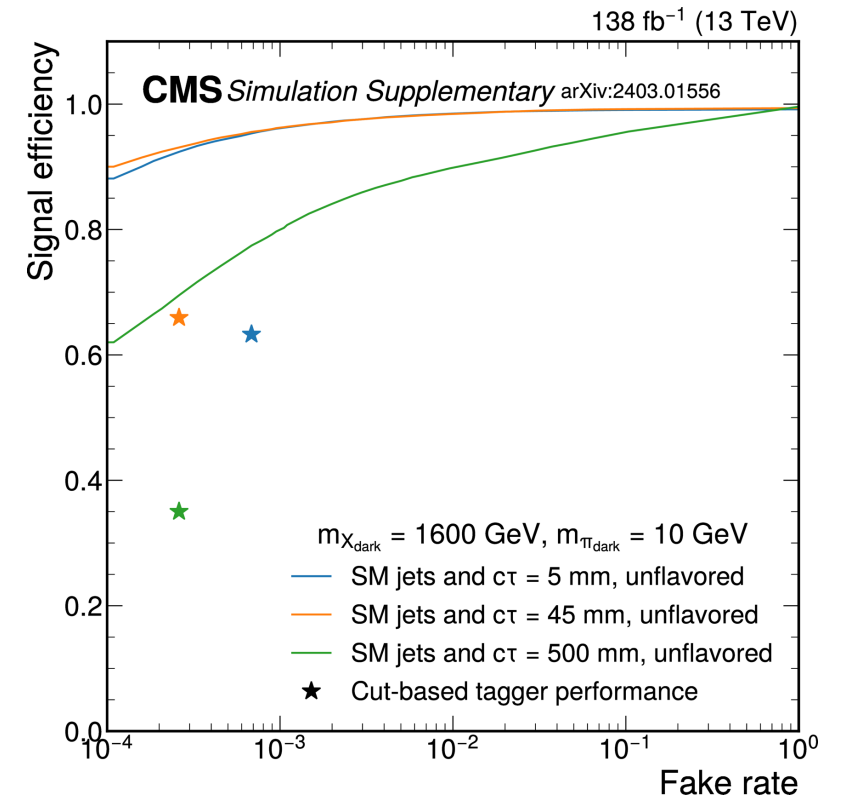
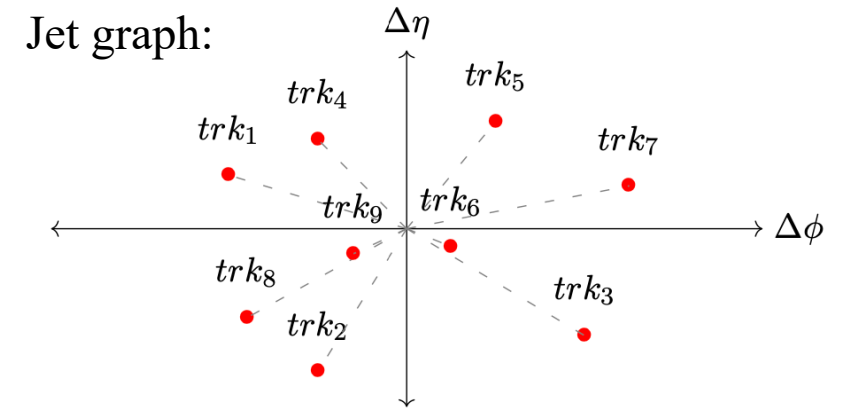
## 2. Graph neural network classifier

- 2 models trained separately on unflavored and flavor-aligned scenarios



# GNN jet tagger\*

- Associate tracks to jets within 0.8 angular separation from jet axis
- Track coordinates with respect to jet axis ( $\Delta\phi$ ,  $\Delta\eta$ )
- Track features within jet:
  - Angular separation  $\Delta R$
  - $p_T$  and  $p_T$  fraction
  - Impact parameters  $d_{xy}$  and  $d_z$
- Increased tagging performance from cut-based tagger for each EMJ model tested



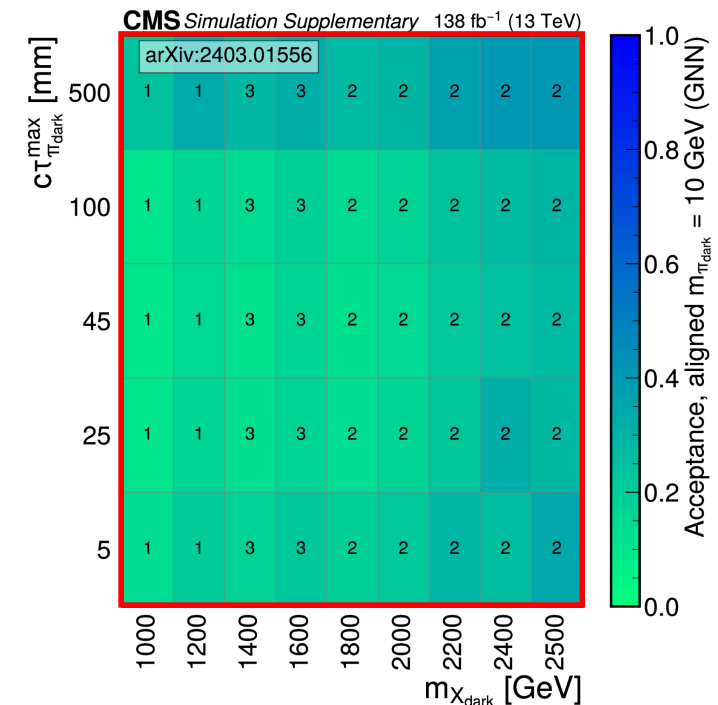
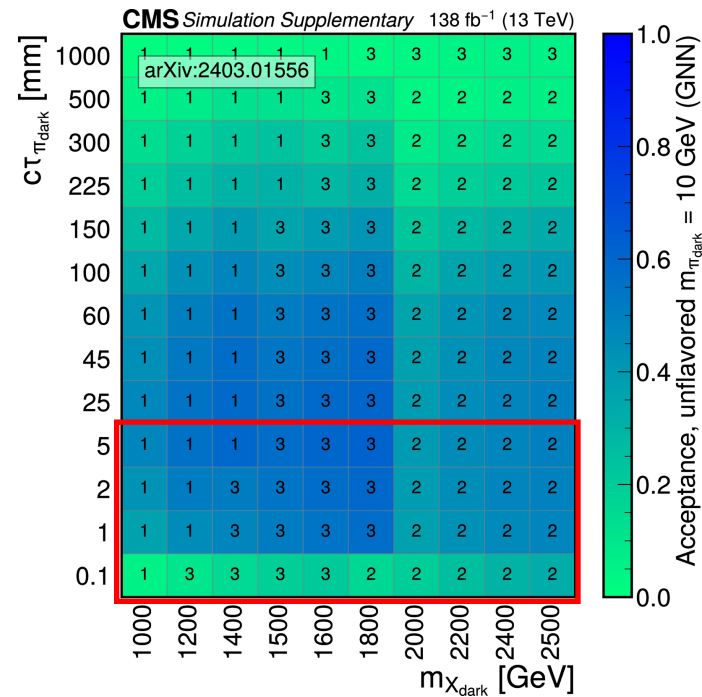
\*ParticleNet: [arXiv:1902.08570](https://arxiv.org/abs/1902.08570)



# Event-level acceptance (GNN selections)

- Unflavored: accept  $\sim 60\%$  signal,  $< 10^{-8}\%$  background
- Flavored: accept  $\sim 35\%$  signal,  $< 10^{-8}\%$  background

Significant signal acceptance gain over cut-based selections



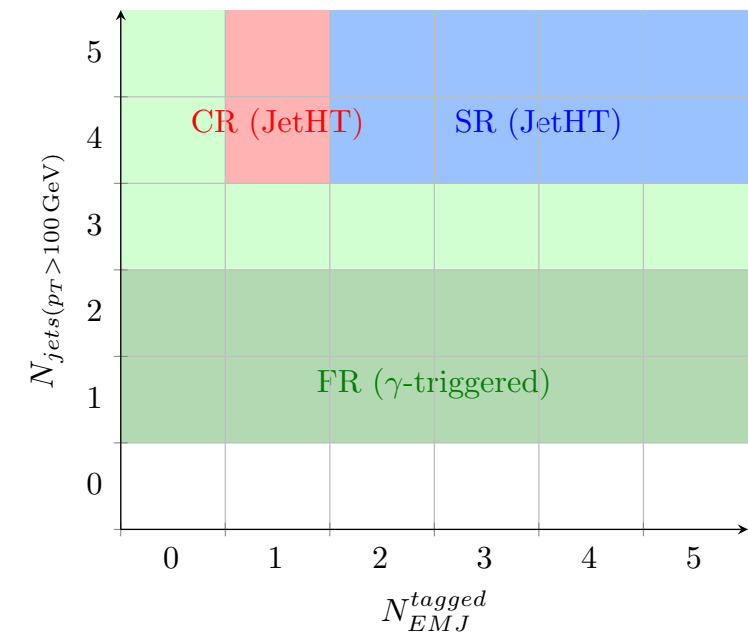
# Background estimation

Estimate # of bkg. events pass into SR using CR events and mistag rates from FR

$$N_{\text{SR}} = \sum_{\text{evt} \in \text{CR}} SF \sim \sum_{\text{evt} \in \text{CR}} \frac{1}{2} \sum_{j \notin \text{tagged}} \epsilon(p_{T,j})$$

FR (points to  $\epsilon(p_{T,j})$ )  
CR (points to  $\sum_{\text{evt} \in \text{CR}}$ )

- Fully data-driven estimation
- Mistag rate ( $\epsilon$ ) binned along jet  $p_T$



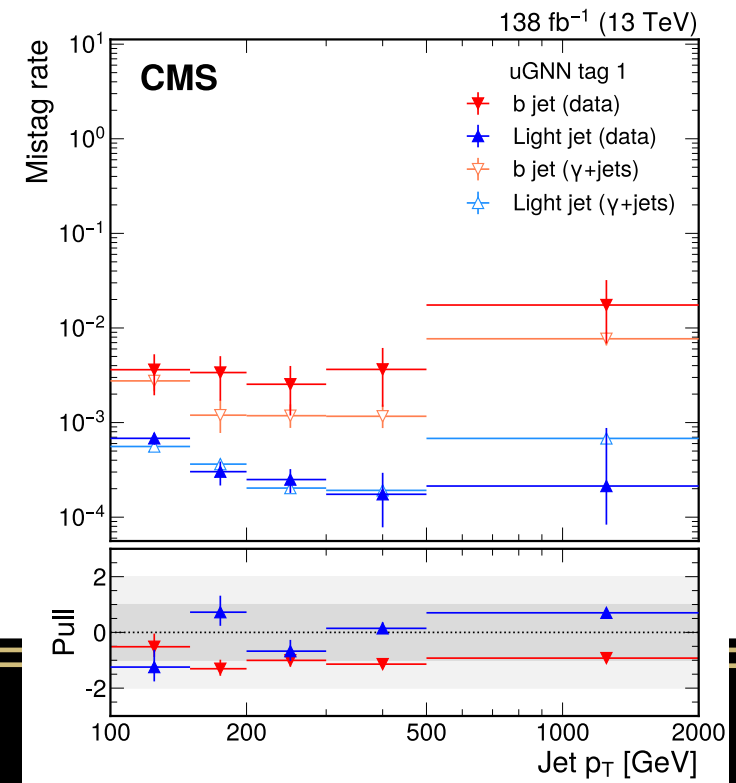
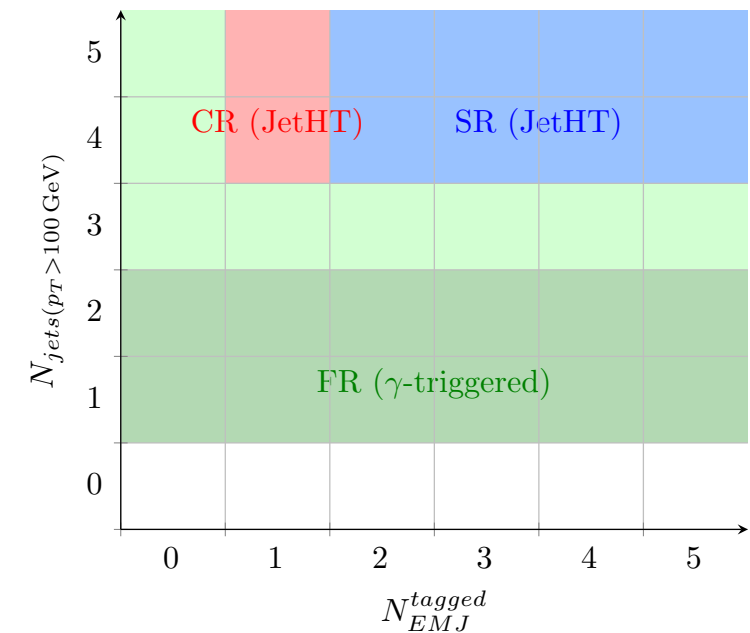
# Background estimation

Estimate # of bkg. events pass into SR using CR events and mistag rates from FR

$$N_{\text{SR}} = \sum_{\text{evt} \in \text{CR}} SF \sim \sum_{\text{evt} \in \text{CR}} \frac{1}{2} \sum_{j \notin \text{tagged}} \epsilon(p_{T,j})$$

FR (points to  $\epsilon(p_{T,j})$ )  
CR (points to  $\sum_{\text{evt} \in \text{CR}}$ )

- Fully data-driven estimation
- Mistag rate ( $\epsilon$ ) binned along jet  $p_T$



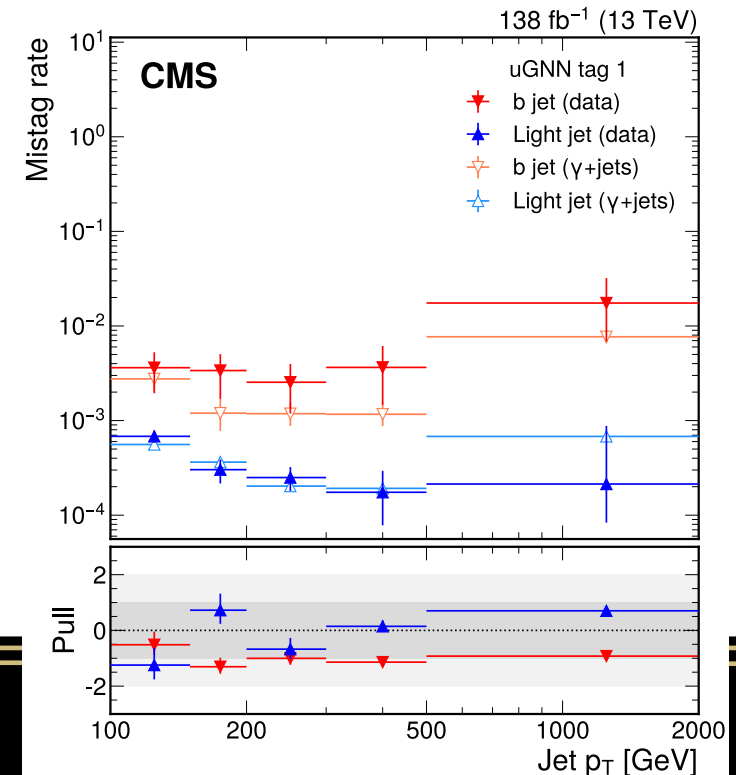
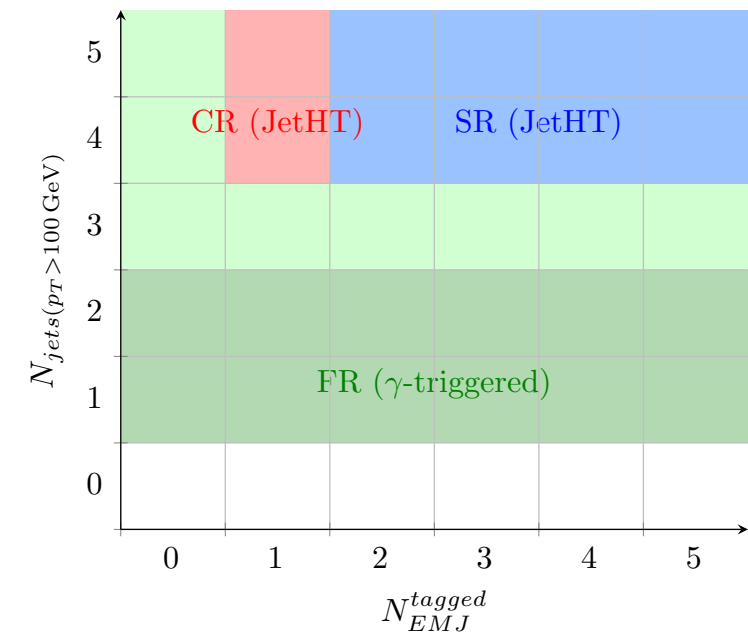
# Background estimation

Estimate # of bkg. events pass into SR using CR events and mistag rates from FR

$$N_{\text{SR}} \sim \sum_{\text{evt} \in \text{CR}} \frac{1}{2} \sum_{j \notin \text{tagged}} B^{\text{CR}} \epsilon(b, p_{T,j}) + (1 - B^{\text{CR}}) \epsilon(l, p_{T,j})$$

FR (points to  $B^{\text{CR}}$  and  $\epsilon(l, p_{T,j})$ )  
CR (points to  $\epsilon(b, p_{T,j})$  and  $\epsilon(l, p_{T,j})$ )

- Fully data-driven estimation
- Mistag rate ( $\epsilon$ ) binned along jet  $p_T$
- B-jet discriminator to calculate mistag on bs separately and b-jet fraction ( $B^{\text{CR}}$ )



# Results

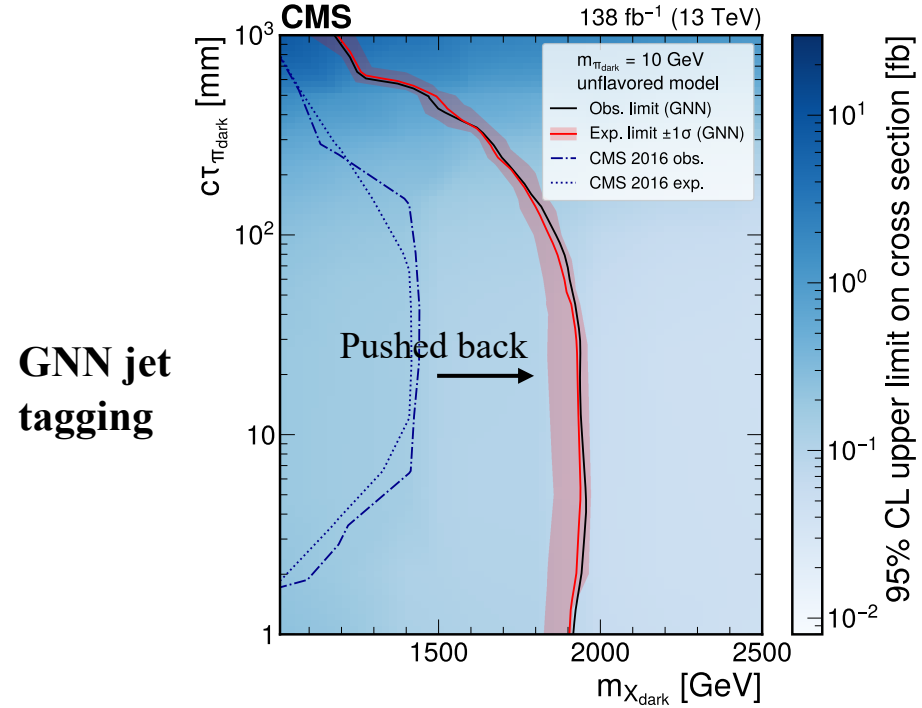
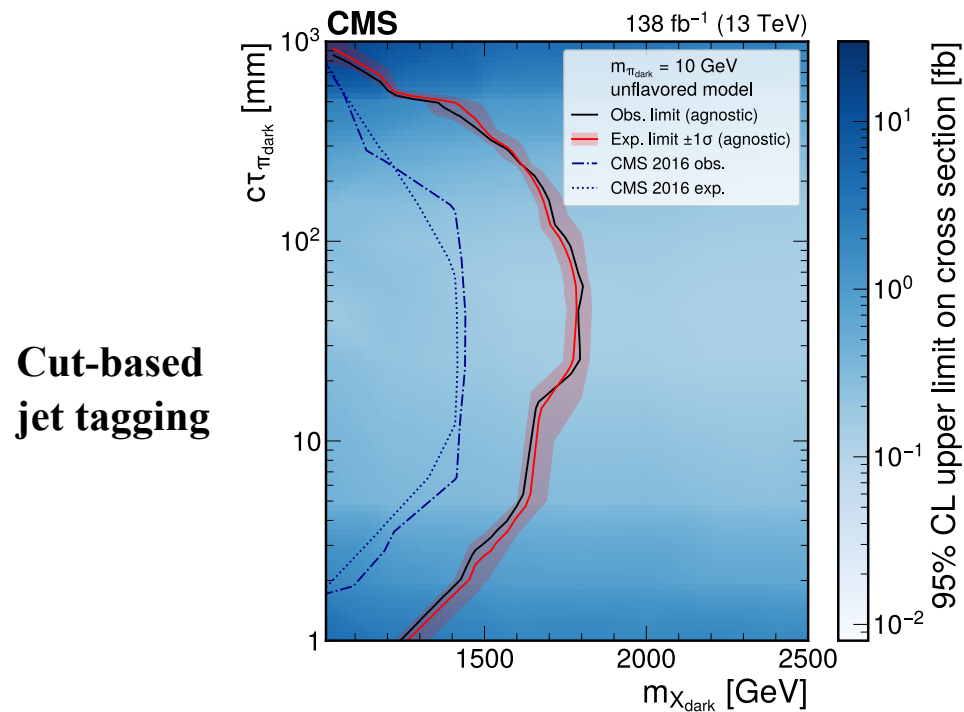
- Different event selection criteria for various EMJ free parameters ( $m_{X_{dark}}, m_{\pi_{dark}}, C\tau_{\pi_{dark}}$ )
- Systematic uncertainties on  $\epsilon$  parameterization, jet flavor estimation, CR/FR selection

	Selection set	Estimation	$\pm$ stat.	$\pm$ syst.	Observed yield
Cut-based unflavored	u-set 1	56	$\pm \frac{9}{5}$	$\pm 20$	67
	u-set 2	20.0	$\pm \frac{4.3}{2.5}$	$\pm 7.0$	21
	u-set 3	22.9	$\pm \frac{7.3}{2.1}$	$\pm 4.9$	24
	u-set 4	7.9	$\pm \frac{2.0}{1.6}$	$\pm 2.2$	10
	u-set 5	11.3	$\pm \frac{2.7}{1.9}$	$\pm 2.0$	13
Cut-based flavored	a-set 1	8.8	$\pm \frac{2.4}{1.0}$	$\pm 2.0$	16
	a-set 2	1.67	$\pm \frac{0.49}{0.23}$	$\pm 0.38$	3
	a-set 3	1.97	$\pm \frac{0.47}{0.22}$	$\pm 0.37$	2
	a-set 4	2.30	$\pm \frac{0.81}{0.30}$	$\pm 0.39$	3
	a-set 5	10.2	$\pm \frac{2.3}{1.1}$	$\pm 3.4$	16
GNN unflavored	uGNN set 1	15.6	$\pm \frac{5.4}{1.9}$	$\pm 3.8$	18
	uGNN set 2	0.73	$\pm \frac{0.44}{0.16}$	$\pm 0.27$	0
	uGNN set 3	7.6	$\pm \frac{3.5}{1.3}$	$\pm 2.3$	9
GNN flavored	aGNN set 1	45	$\pm \frac{18}{8}$	$\pm 16$	59
	aGNN set 2	0.30	$\pm \frac{0.23}{0.07}$	$\pm 0.18$	1
	aGNN set 3	3.8	$\pm \frac{2.2}{0.7}$	$\pm 2.0$	5

No statistically significant excess between estimated and observed # of events

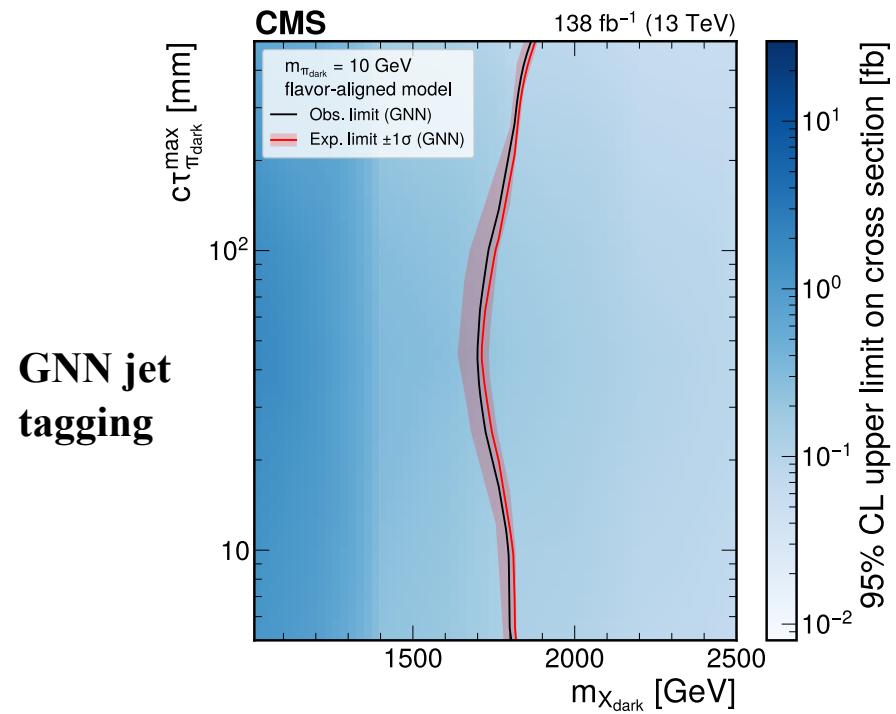
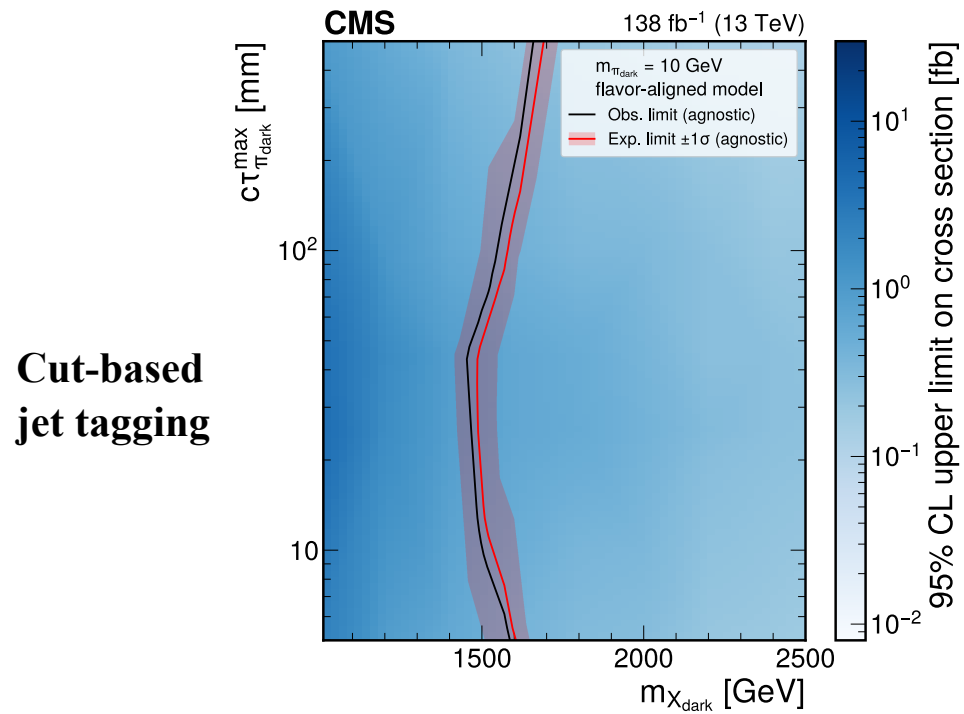
# Exclusion limit results – unflavored

- Large gain in sensitivity using GNN at lower  $c\tau_{\pi_{dark}}$
- Limits pushed back by  $\sim 400$  GeV compared to previous publication



# Exclusion limit results – flavor-aligned

- Completely new limits, GNN has best sensitivity
- Exclusion of up to  $\sim 1950$  GeV in  $m_{X_{\text{dark}}}$



# Conclusions

- Pushed back previous limits on unflavored  $m_{\pi_{dark}} = 10$  GeV models
- Completely new limits for:
  - Unflavored  $m_{\pi_{dark}} = 20$  GeV
  - All flavor-aligned models
- One of first analyses to use GNN tagger
- GNN has better limits than cut-based algorithm by 150 – 600 GeV in  $m_{X_{dark}}$  everywhere



Thank you for your attention!

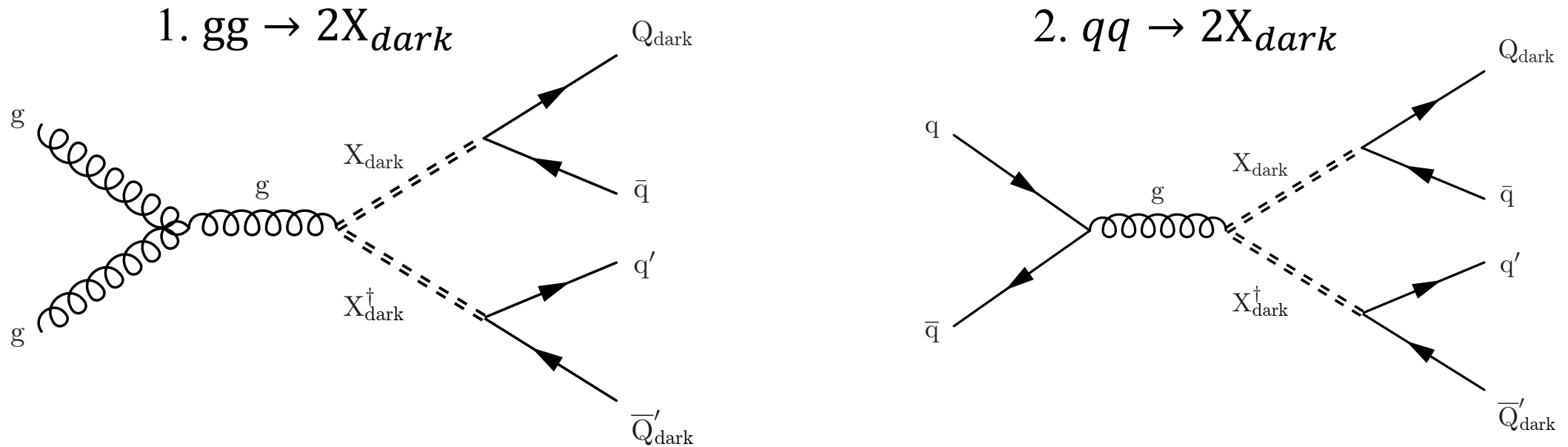


# Backup



# EMJ production at LHC

- 2 methods of  $X_{dark}$  production:



- Pairs of  $X_{dark}$  from gluon ( $g$ ), decay to visible ( $q$ ) and dark quarks ( $\bar{Q}_{dark}$ )

# Mistag rate calculations

Mistag rate equations:

$$\begin{aligned} FR_E: & \quad \epsilon^E(p_T) = B^E(p_T) \epsilon(b, p_T) + (1 - B^E) \epsilon(l, p_T) \\ FR_S: & \quad \epsilon^S(p_T) = B^S(p_T) \epsilon(b, p_T) + (1 - B^S) \epsilon(l, p_T) \end{aligned}$$

2 equations, 2 unknowns: solve for  $\epsilon(b/l, p_T)$   
(inverse method)

b-enhanced and b-suppressed region defined using b-jet discriminator on a jet in FR, can measure mistag rate directly

Calculate b-jet fraction using DeepJet discriminator template

# Mistag rate scale factor (SF)

Use flavor averaging\* to get final background estimation:

$$N_{SR} \sim \sum_{evt \in CR} \frac{1}{2} \sum_{j \notin \text{tagged}} \epsilon(f_j, p_{T,j})$$

$$N_{SR} \sim \sum_{evt \in CR} \frac{1}{2} \sum_{j \notin \text{tagged}} B^{CR} \epsilon(b, p_{T,j}) + (1 - B^{CR}) \epsilon(l, p_{T,j})$$

\*Same method implemented in [arXiv:1810.10069](https://arxiv.org/abs/1810.10069)

# Background uncertainties

Most accurate background estimation

$$Est_{true}^{JetHT} \left( \epsilon_{true}^{JetHT} (\vec{\theta}_{\infty}) \right)$$

Cannot evaluate  $\epsilon$  in infinitely fine jet kinematics bins

$$Est_{true}^{JetHT} \left( \epsilon_{true}^{JetHT} (p_T) \right)$$

Cannot evaluate  $\epsilon$  in SR, potential signal contamination

$$Est_{true}^{JetHT} \left( \epsilon_{true}^{\gamma+jets} (p_T) \right)$$

Cannot determine flavor directly in data

$$Est_{avg}^{JetHT} \left( \epsilon_{inv}^{\gamma+jets} (p_T) \right)$$

Each change leads to uncertainty in final estimation

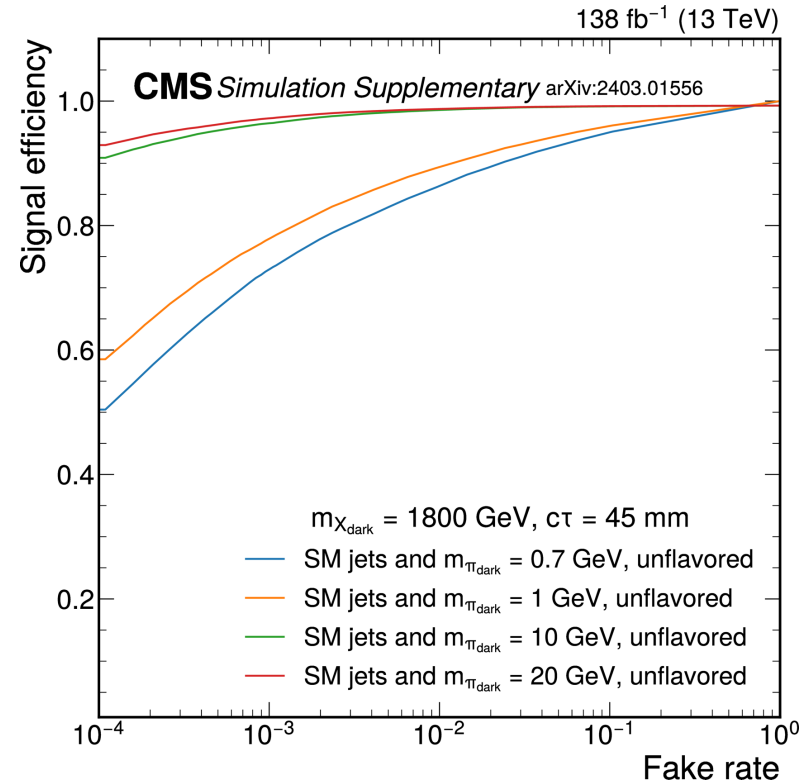
What we CAN evaluate

# Signal uncertainties

Uncertainty source	Model-agnostic taggers				ML-based taggers			
	Unflavored mean	Unflavored std.	Flavor-aligned mean	Flavor-aligned std.	Unflavored mean	Unflavored std.	Flavor-aligned mean	Flavor-aligned std.
Integrated luminosity	1.8	0.6	1.8	0.6	1.8	0.6	1.8	0.6
Trigger efficiency	0.3	0.1	0.3	0.1	0.3	0.1	0.3	0.1
JES	1.0	1.3	0.8	0.7	1.3	0.9	0.7	0.4
JER	0.3	0.4	0.3	0.3	0.2	0.3	0.2	0.1
Pileup reweighting	1.6	1.4	1.4	1.2	0.9	0.8	1.0	0.9
Track modeling in sim.	0.2	0.3	1.4	1.8	0.3	0.8	0.5	0.6
PDF	<0.1	<0.1	<0.1	<0.1	<0.1	<0.1	<0.1	<0.1
$\mu_F, \mu_R$	<0.1	<0.1	<0.1	<0.1	<0.1	<0.1	<0.1	<0.1

Evaluated per EMJ signal sample

# Generalizability of GNN



- Works well on what it was trained for, but significant performance degradation on things it wasn't trained for