

Energy Recovery Linacs (ERL) – R&D Roadmap

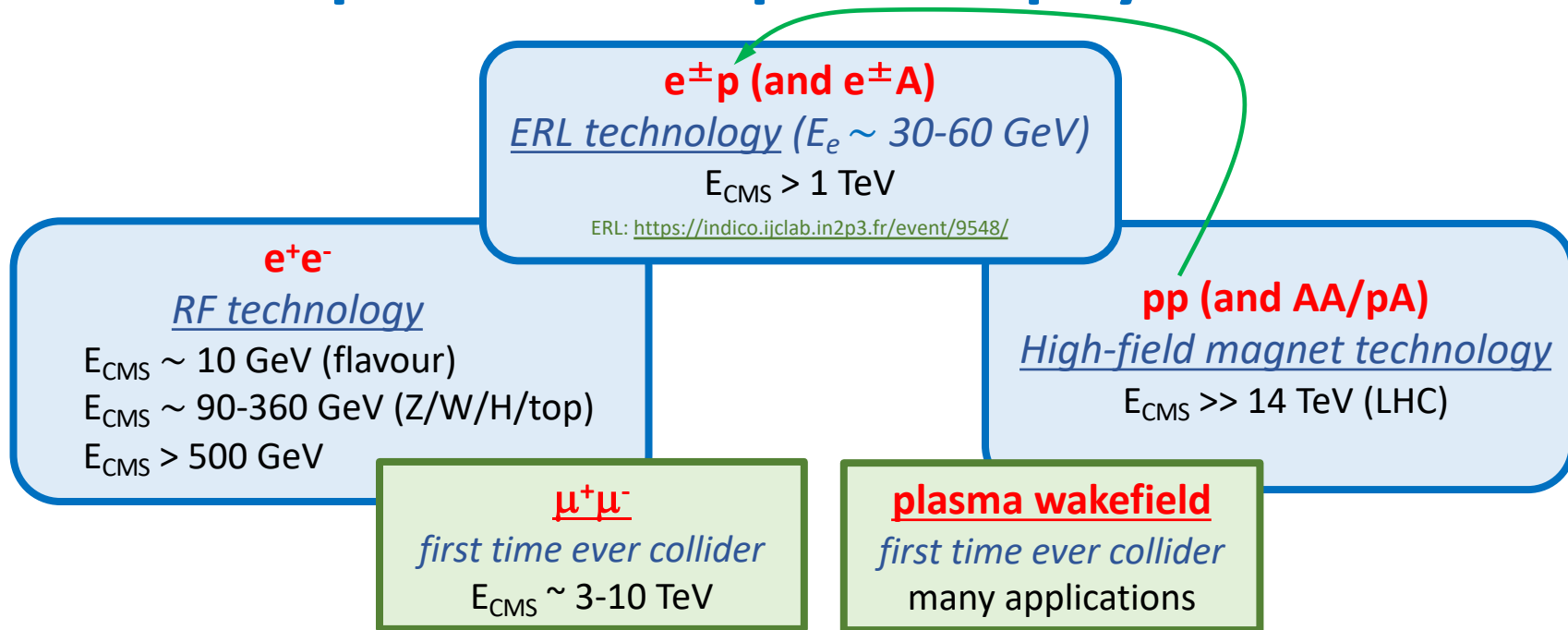


Jorgen D'Hondt
Vrije Universiteit Brussel



LDG Open meeting, BNL, 6-7 June 2024

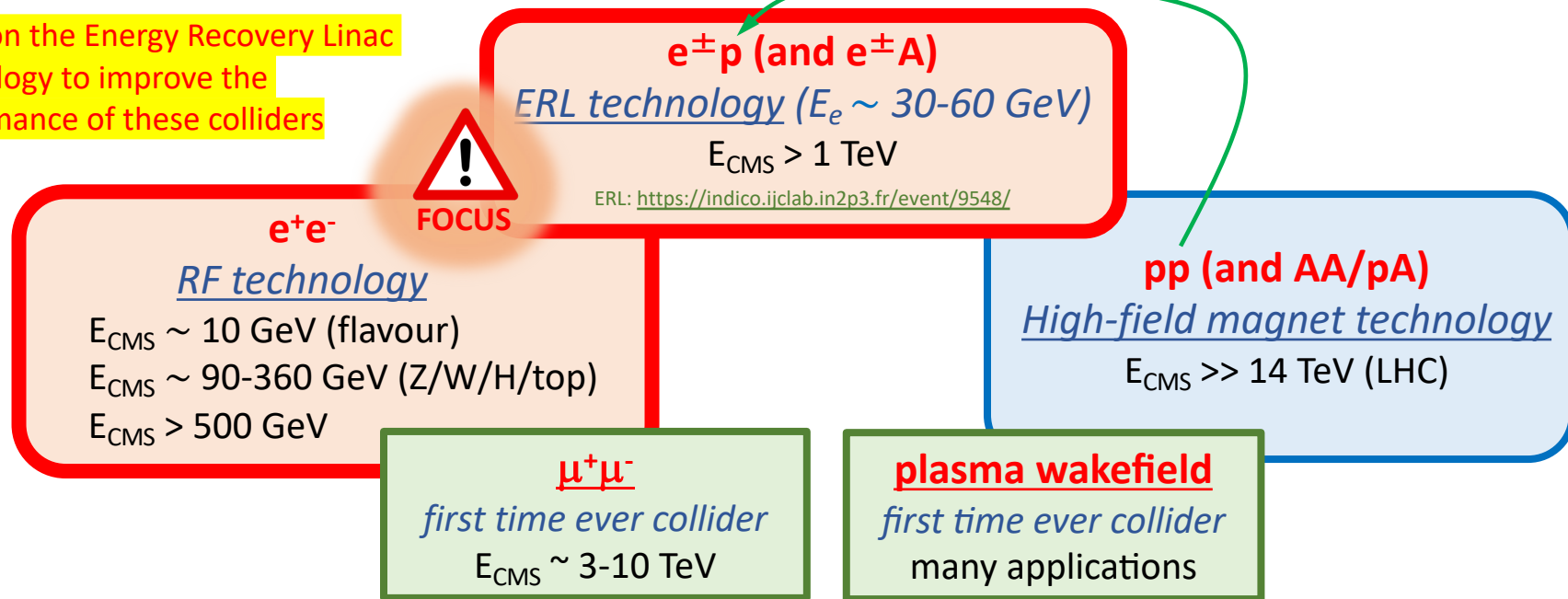
The landscape of future particle physics colliders



Accelerator R&D Roadmap prioritizes progress on these technologies to enable future particle accelerators in a timely, affordable and sustainable way

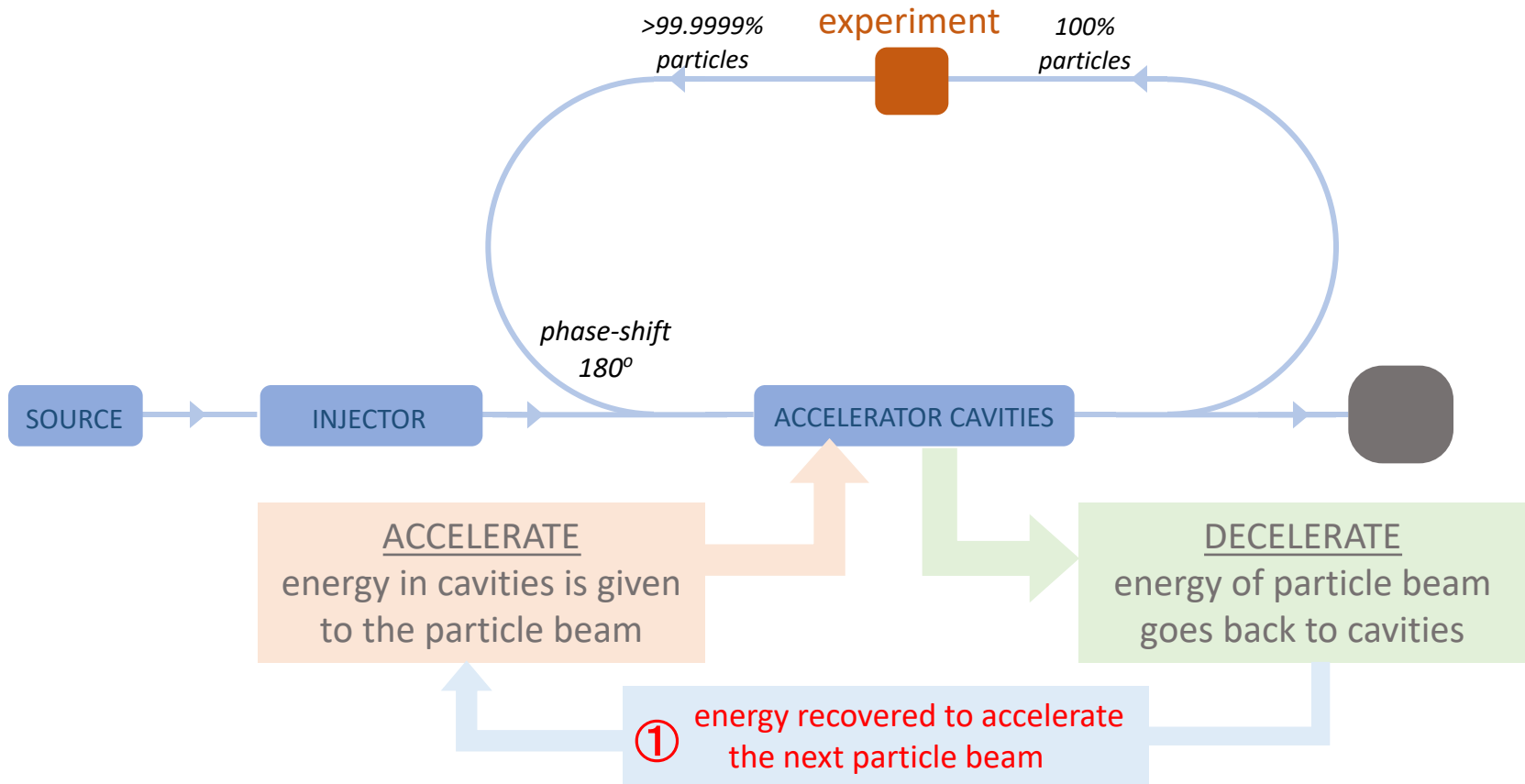
The landscape of future particle physics colliders

Focus on the Energy Recovery Linac technology to improve the performance of these colliders

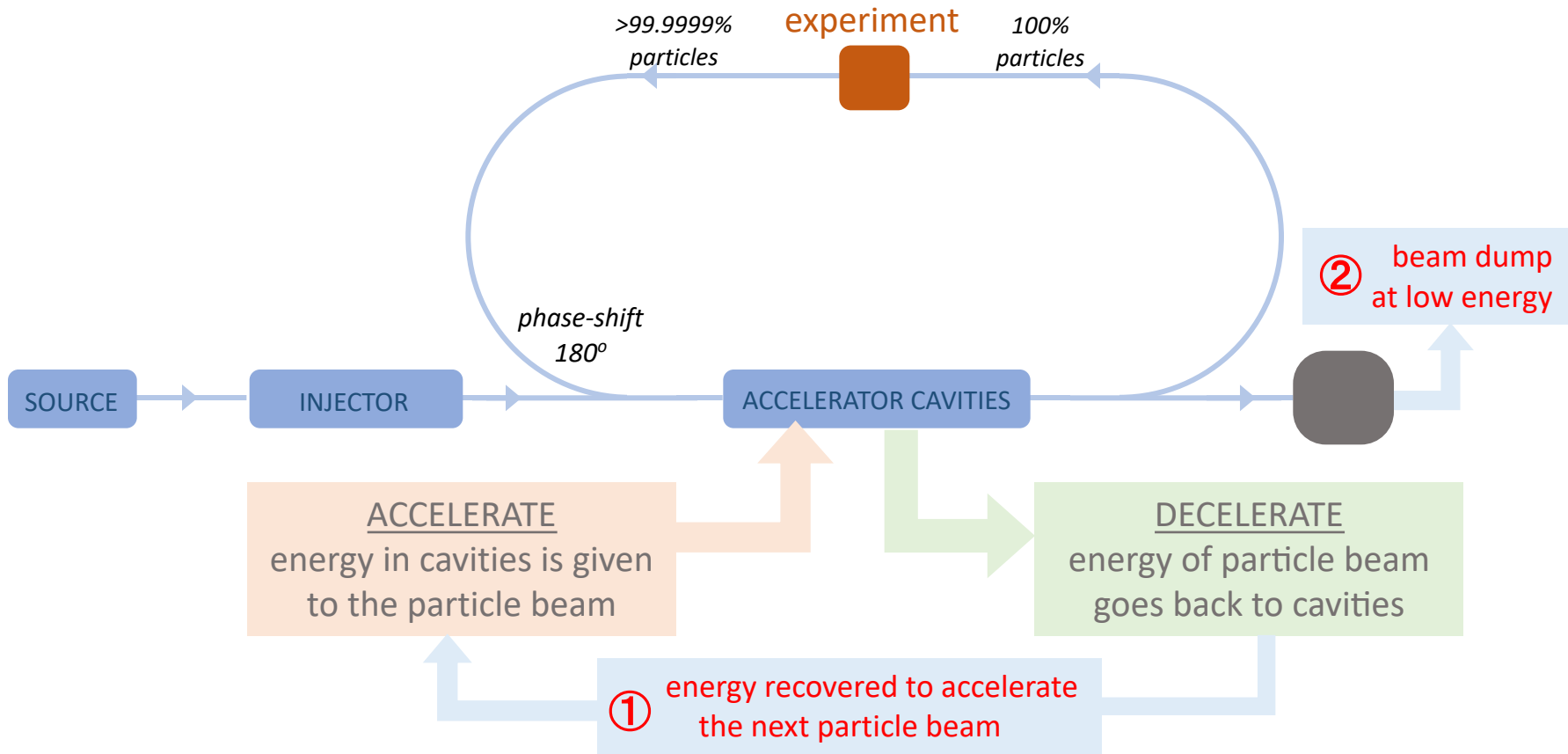


Accelerator R&D Roadmap prioritizes progress on these technologies to enable future particle accelerators in a timely, affordable and sustainable way

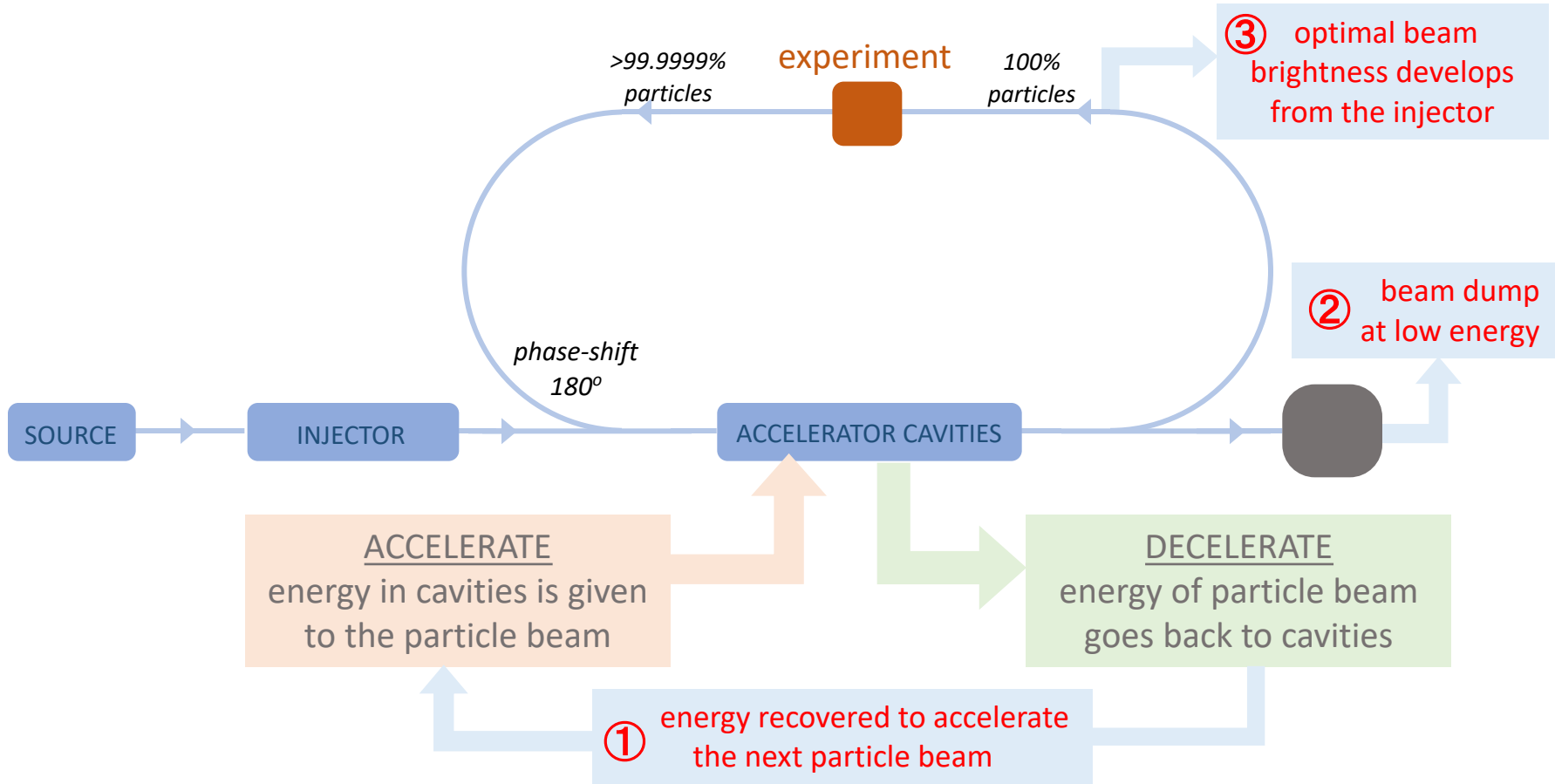
The principle of Energy Recovery Linacs



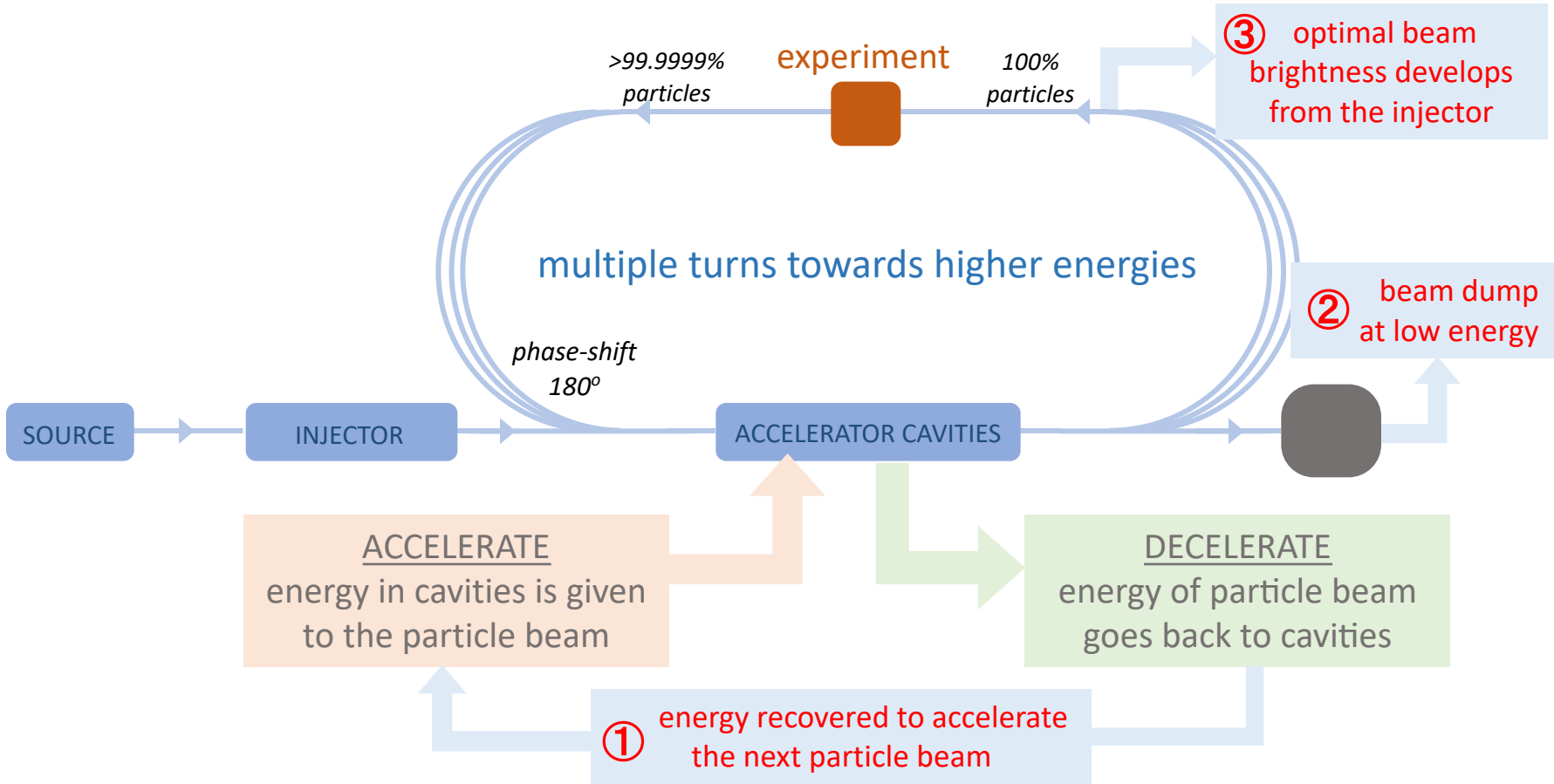
The principle of Energy Recovery Linacs



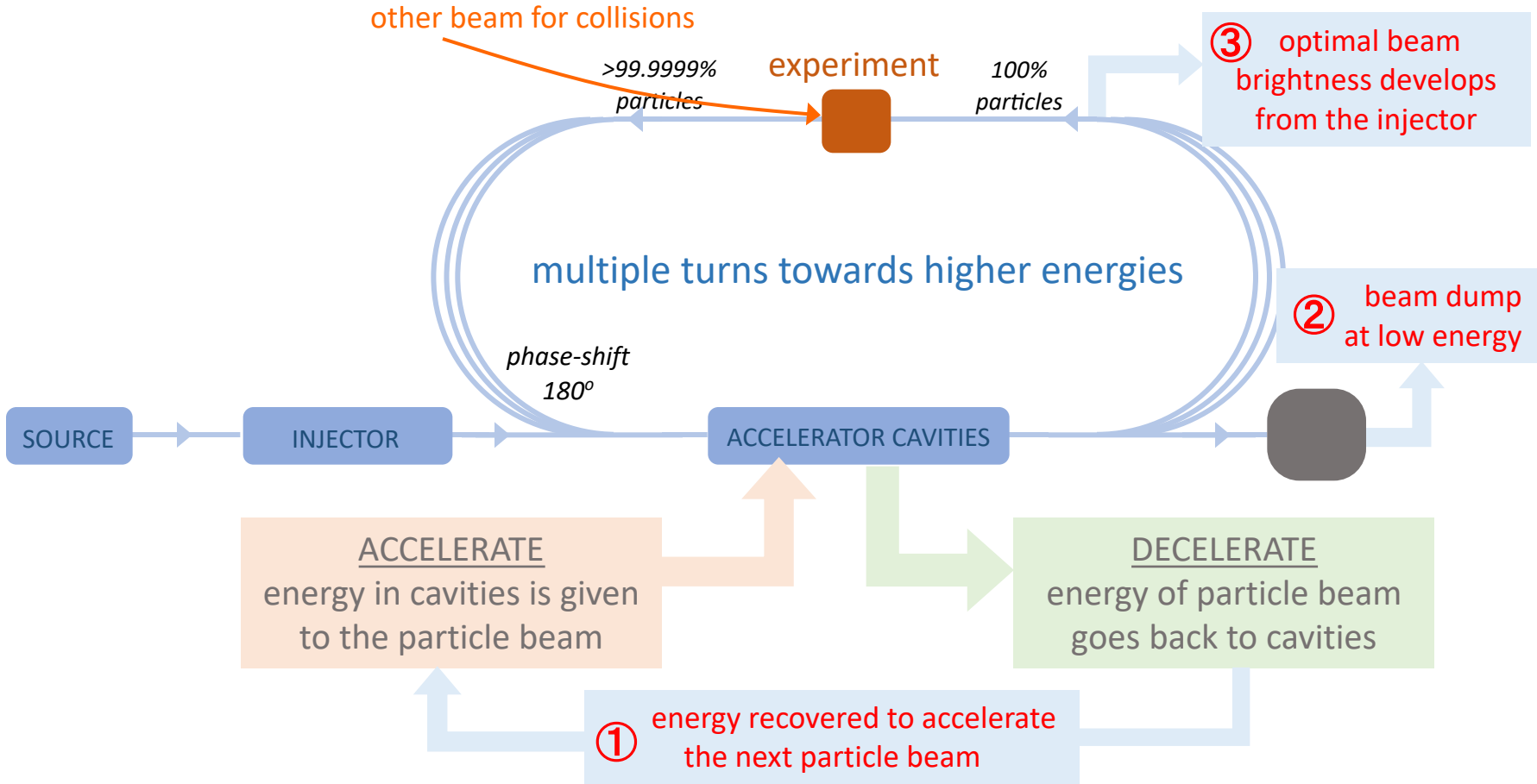
The principle of Energy Recovery Linacs



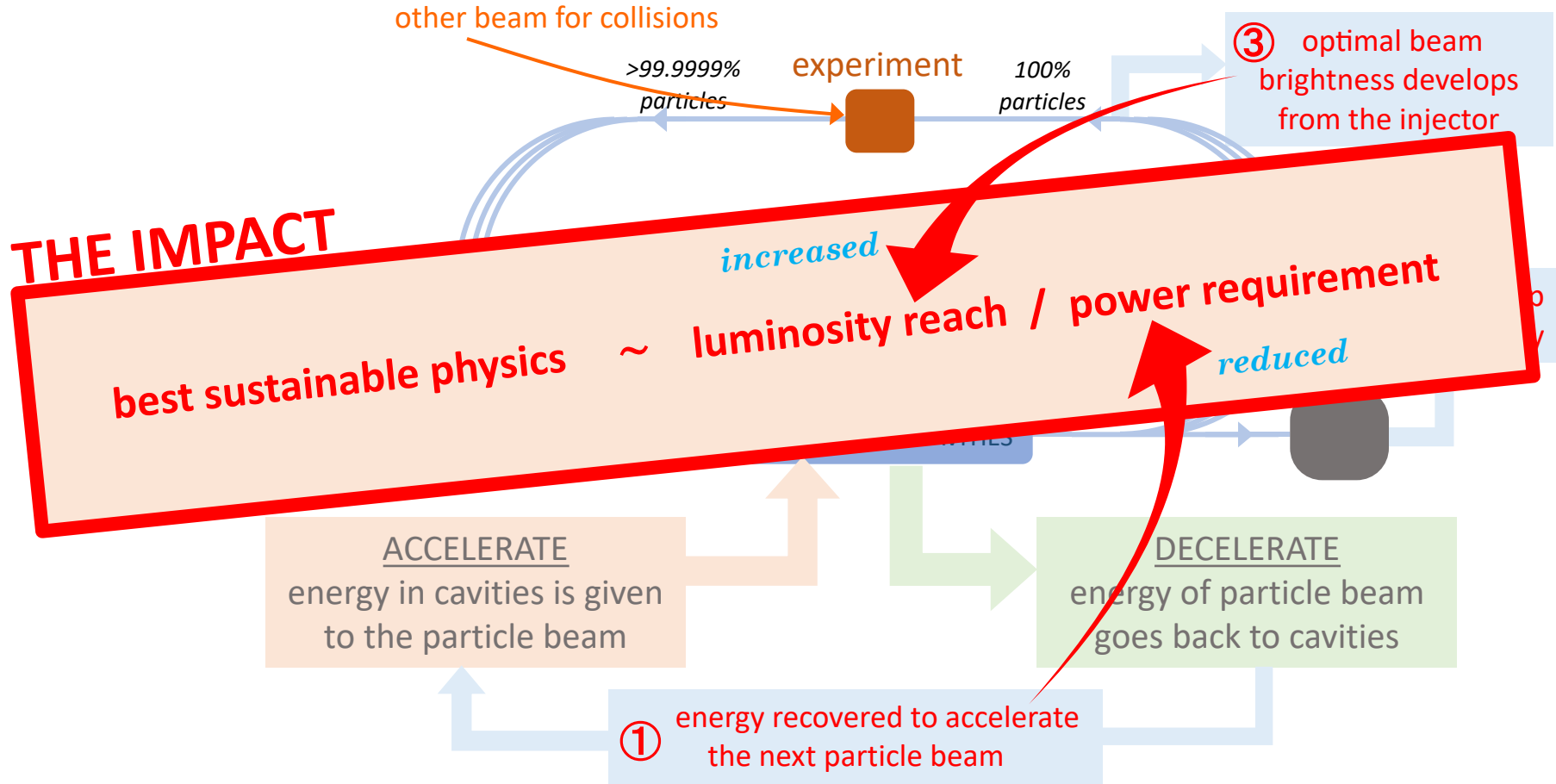
The principle of Energy Recovery Linacs



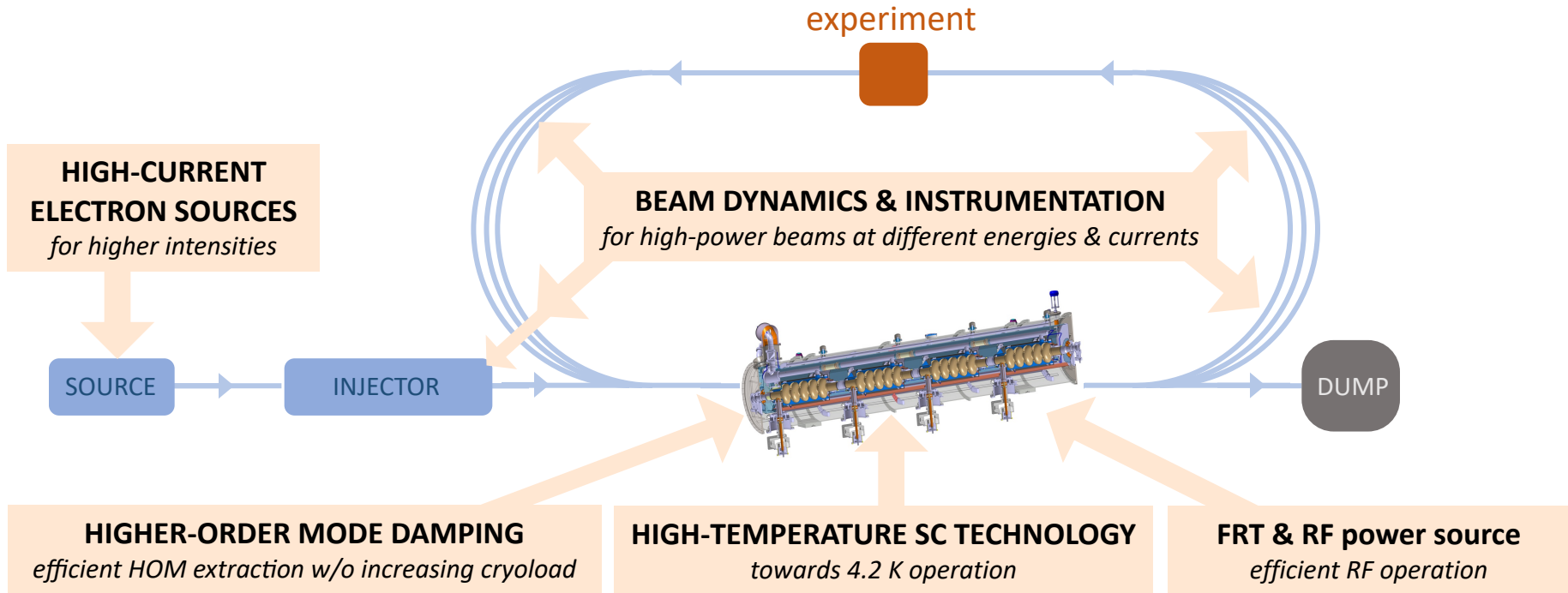
The principle of Energy Recovery Linacs



The principle of Energy Recovery Linacs



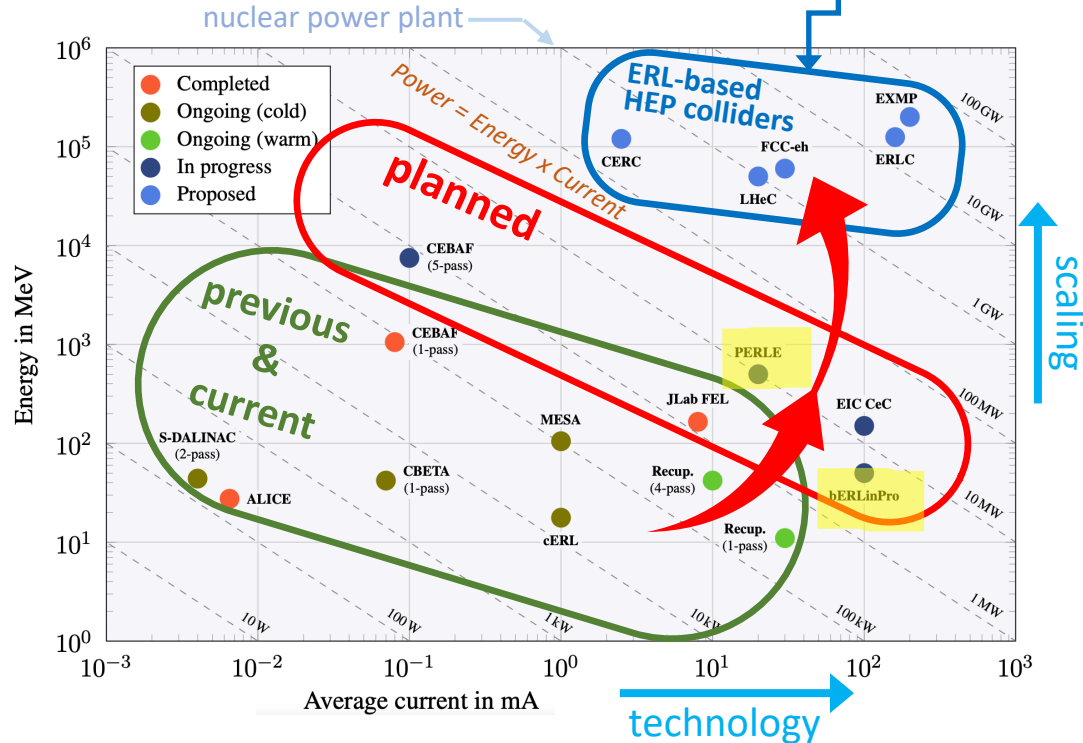
Accelerator R&D objectives



The Development of Energy-Recovery Linacs

[arXiv:2207.02095](https://arxiv.org/abs/2207.02095), 237 pages, 5 July 2022

ERL to enable high-power beams that would otherwise require one or more nuclear power plants



Future ERL-based Colliders

H, HH, ep/eA, muons, ...

R&D Roadmap

bERLinPro & PERLE

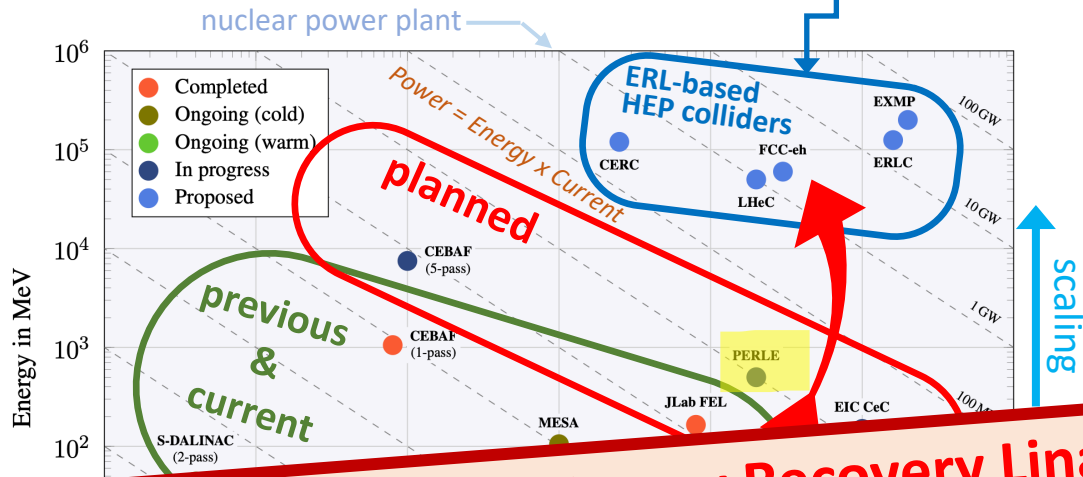
essential accelerator R&D labs with ambitions overlapping with those of the particle physics community

towards high energy & high power

Energy Recovery demonstrated

great achievements on all aspects and large research infrastructures based on Energy Recovery systems have been operated successfully

ERL to enable high-power beams that would otherwise require one or more nuclear power plants



Future ERL-based Colliders

H, HH, ep/eA, muons, ...

R&D Roadmap

bERLinPro & PERLE

essential accelerator R&D labs with ambitions overlapping with those of the particle physics community

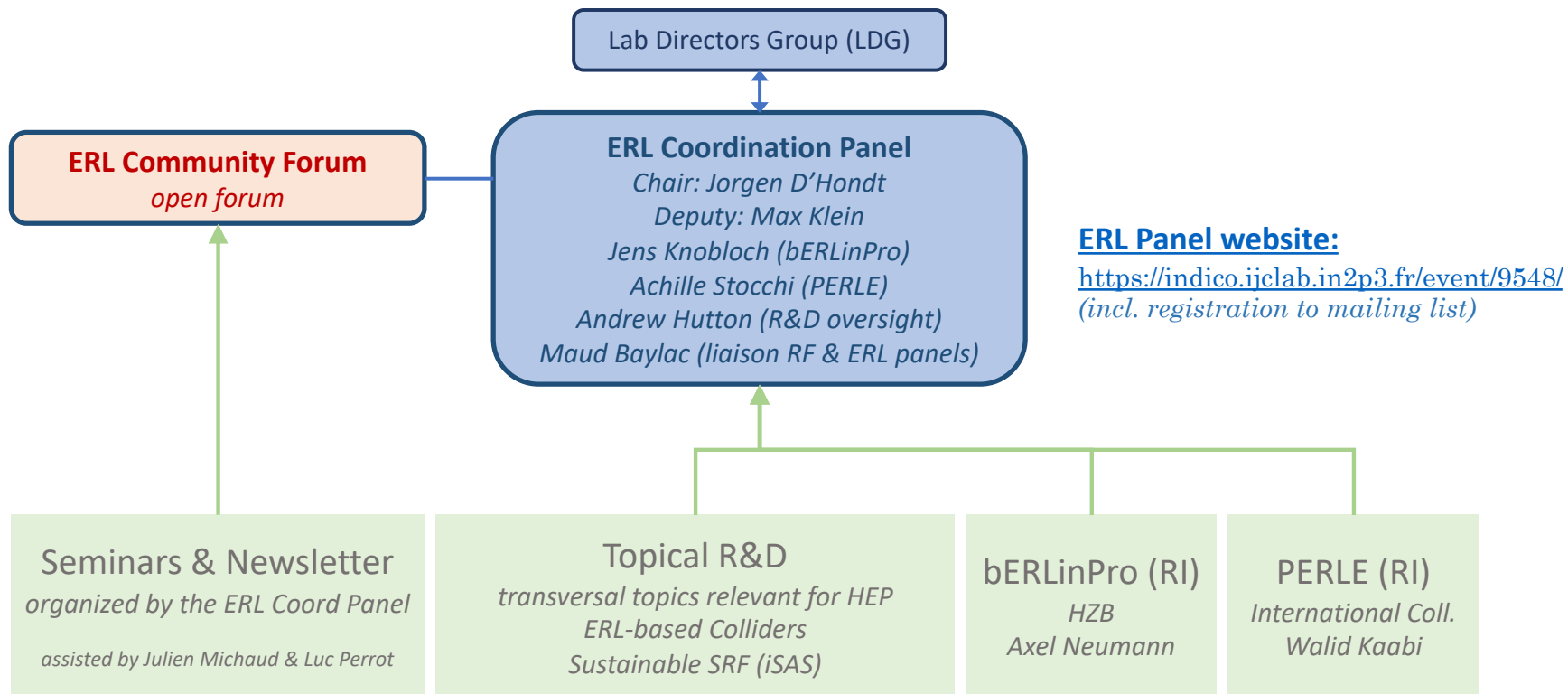
towards high energy & high power

The planned R&D on Energy Recovery Linacs will enable the path to provide ~1 GW electron beams for ep or e⁺e⁻ collisions with only ~100 MW power

based on Energy Recovery systems have been operated successfully

Organising the European R&D for ERL in HEP

strengthen collaboration across the field to reach the HEP-related R&D objectives together



PERLE – Powerful Energy Recovery Linac for Experiments


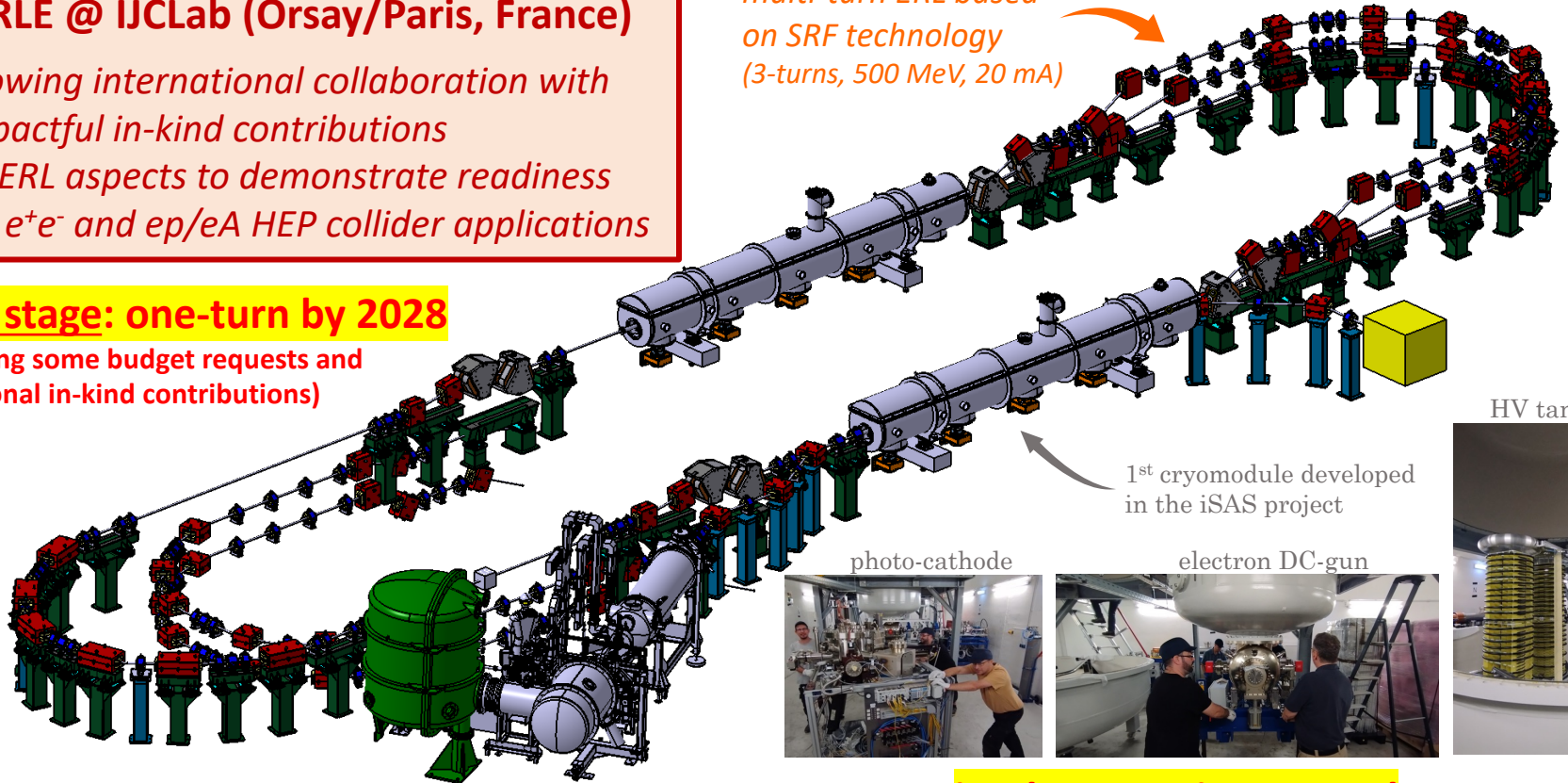
PERLE @ IJCLab (Orsay/Paris, France)

- growing international collaboration with impactful in-kind contributions
- all ERL aspects to demonstrate readiness
- for e^+e^- and ep/eA HEP collider applications

First stage: one-turn by 2028

(pending some budget requests and additional in-kind contributions)

multi-turn ERL based
on SRF technology
(3-turns, 500 MeV, 20 mA)



implementation started

PERLE – Powerful Energy Recovery Linac for Experiments

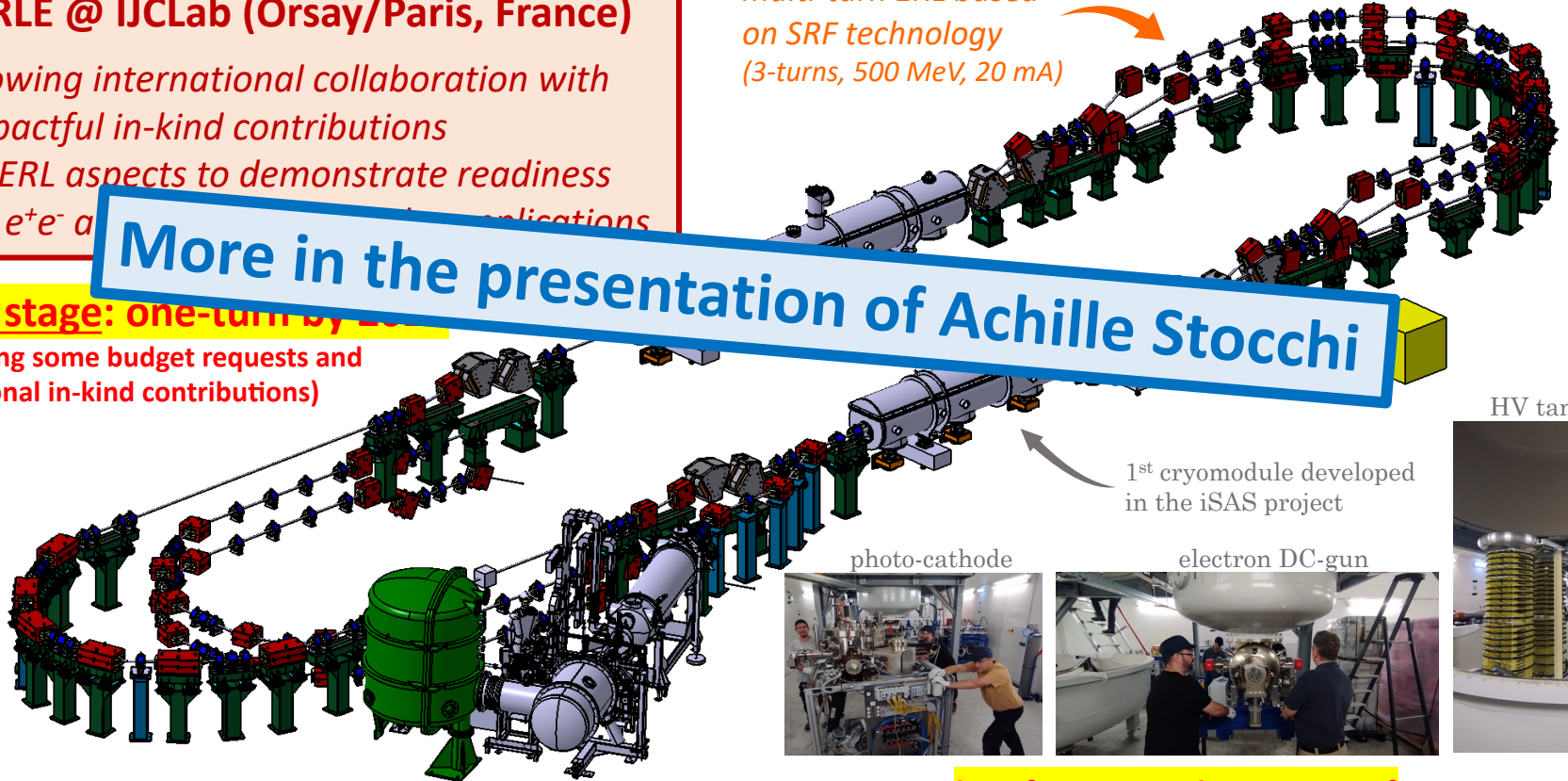
PERLE @ IJCLab (Orsay/Paris, France)

- growing international collaboration with impactful in-kind contributions
- all ERL aspects to demonstrate readiness
- for e^+e^- and other applications

multi-turn ERL based
on SRF technology
(3-turns, 500 MeV, 20 mA)

More in the presentation of Achille Stocchi

First stage: one-turn by 2025
(pending some budget requests and additional in-kind contributions)



1st cryomodule developed
in the iSAS project

photo-cathode

electron DC-gun

HV tanks

implementation started

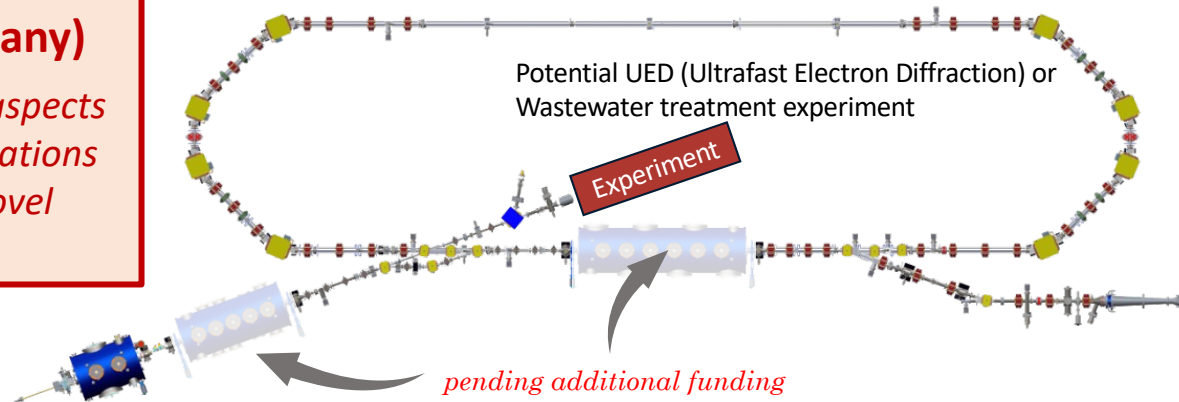

bERLinPro – Berlin Energy Recovery Linac Project

bERLinPro @ HZB (Berlin, Germany)

- generic accelerator R&D with several aspects as stepping stones towards HEP applications
- potential for developing and testing novel energy-saving technologies

commissioning for beam in 2024

10-mA SRF gun + merger + recirculation + dump + proof-of-principle UED exp (booster module is funded)



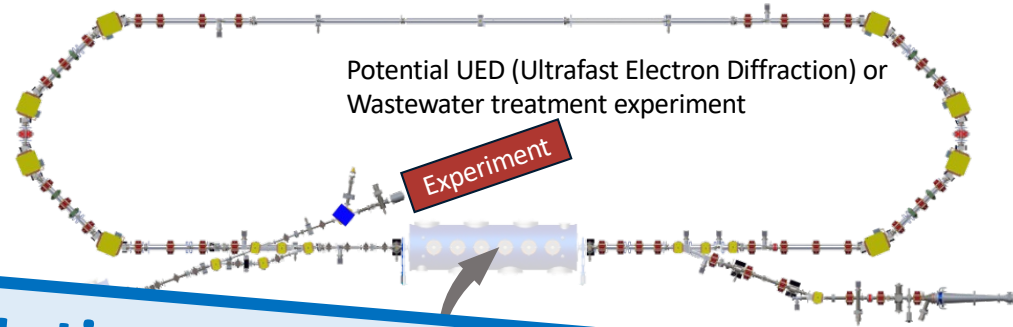
The current installation will allow high-power beam studies of the injector (up to 100 mA in long-pulse mode).

**first beam from injector
end of 2024**

bERLinPro – Berlin Energy Recovery Linac Project

bERLinPro @ HZB (Berlin, Germany)


- generic accelerator R&D with several aspects as stepping stones towards HEP applications
- potential for developing and testing novel energy-saving technologies



More in the presentation of Axel Neumann

commissioning for beam

10-mA SRF gun + merger + recirculation + dump + proof-of-principle UED exp (booster module is funded)

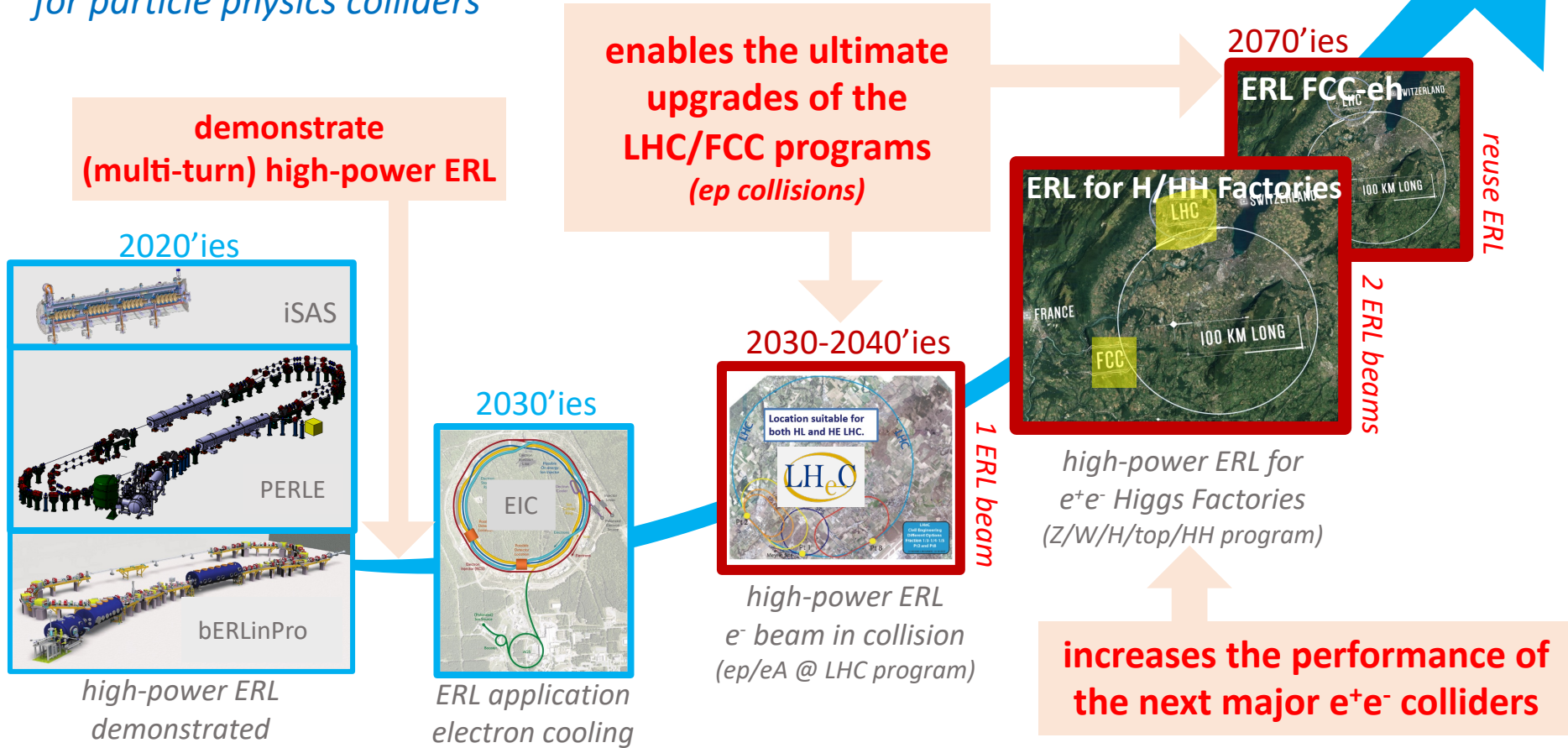


The current installation will allow high-power beam studies of the injector (up to 100 mA in long-pulse mode).

first beam from injector
end of 2024

Potential impact of ERL technology

for particle physics colliders



Potential impact of ERL technology

for particle physics colliders

demonstrate

(n

ERL

enables the ultimate upgrades of the LHC/FCC programs (for collisions)

2070'ies

ERL FCC-eh

ERL for H/HH Factories

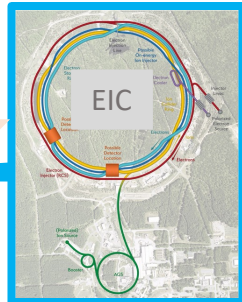
reuse ERL

More in the presentation of Andrew Hutton

on the required R&D towards ERL and energy-efficient colliders

based on his review: *Nature Reviews Physics* (vol 5), 708–716 (2023)

2030'ies



ERL application electron cooling



high-power ERL e^- beam in collision (ep/eA @ LHC program)

1 ERL beam

high-power ERL for e^+e^- Higgs Factories (Z/W/H/top/HH program)

increases the performance of the next major e^+e^- colliders



PERLE

bERLinPro

high-power ERL demonstrated

2 ERL beams



Innovate for Sustainable Accelerating Systems (iSAS)

reducing the energy footprint of SRF accelerators



Jorgen D'Hondt
Vrije Universiteit Brussel



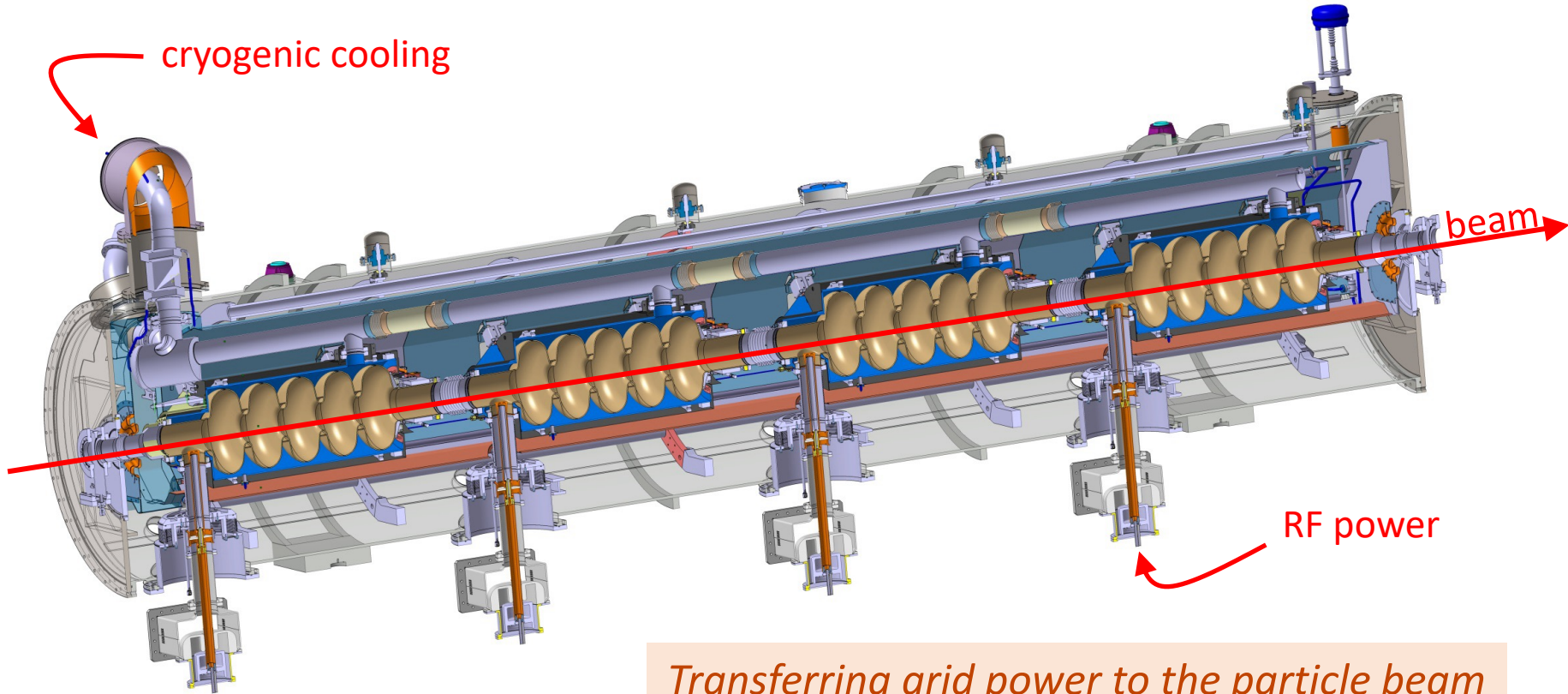
The energy efficiency of present and future accelerators [...] is and should remain an area requiring constant attention.

A detailed plan for the [...] saving and re-use of energy should be part of the approval process for any major project.

European Strategy for Particle Physics 2020

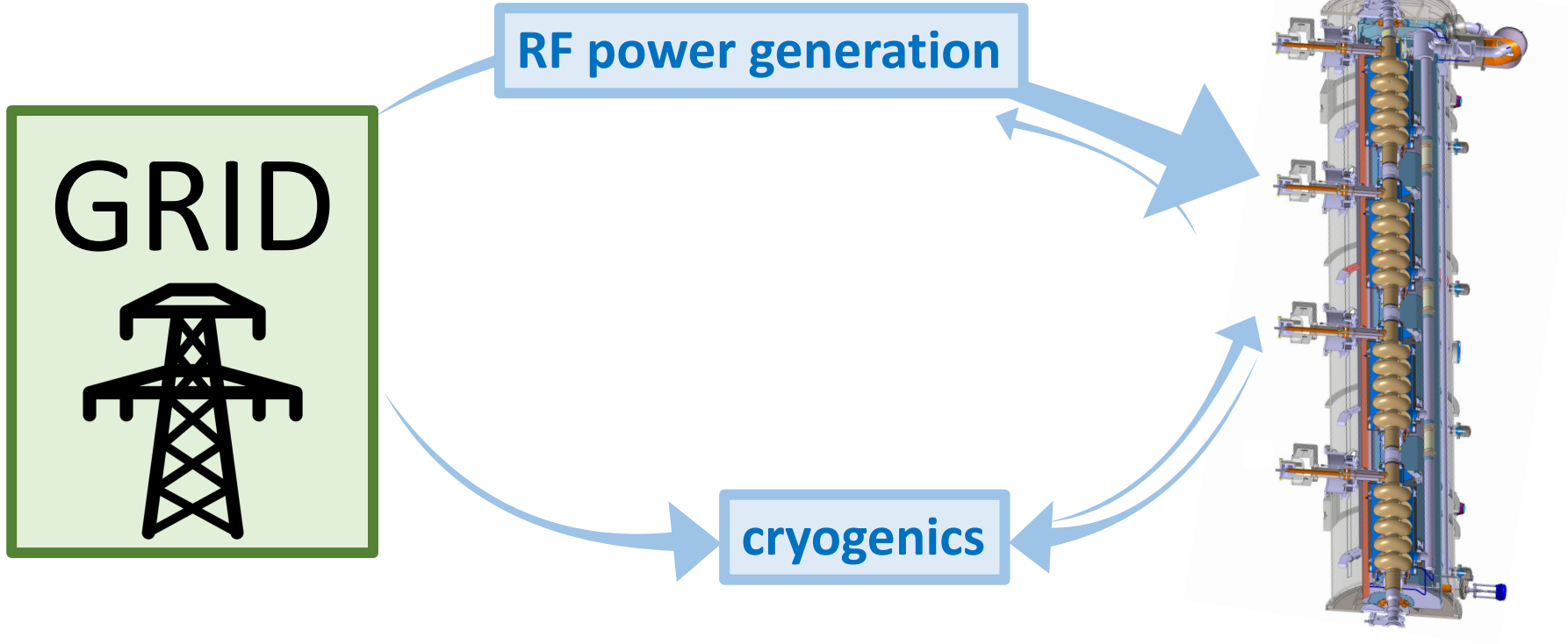
Key building block for beam acceleration: the SRF cryomodule

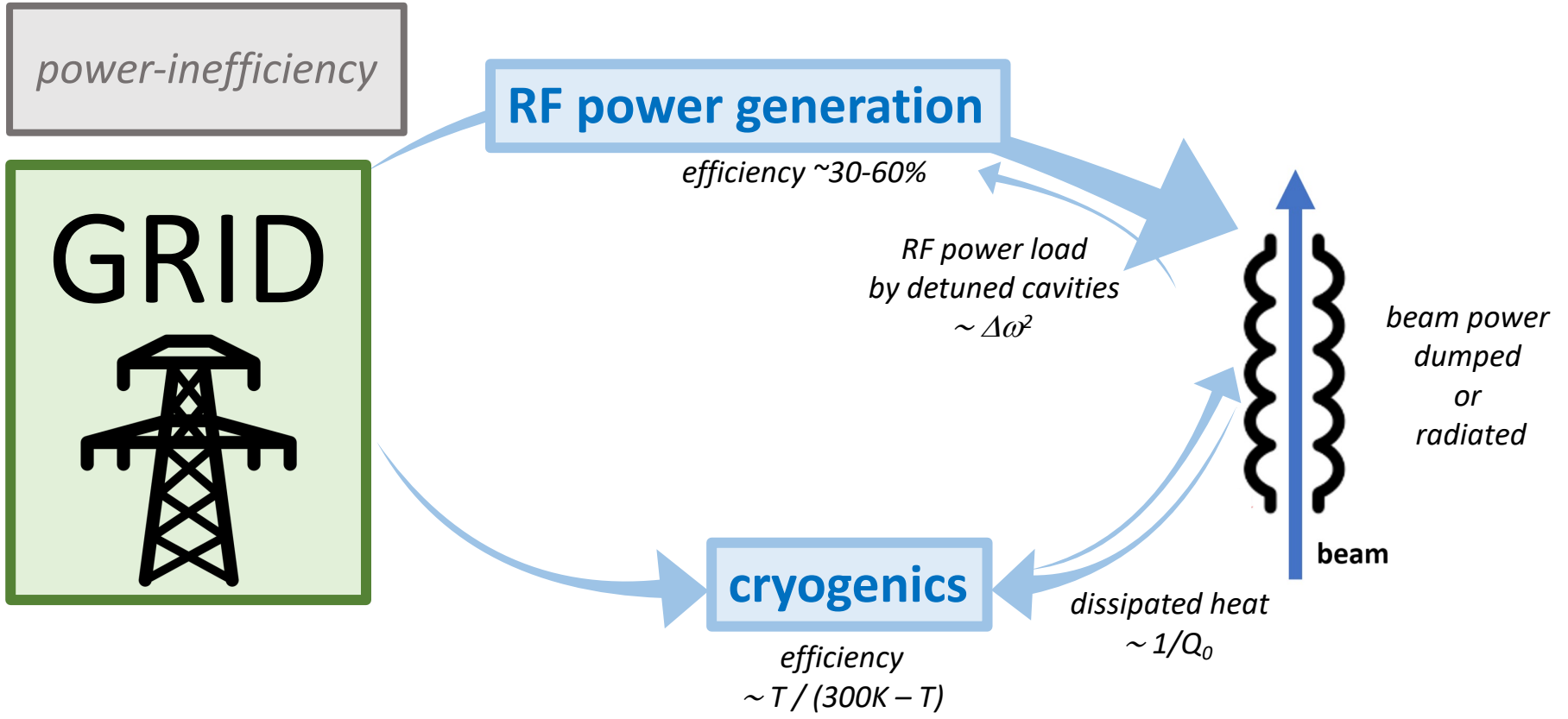
SRF: Superconducting Radio Frequency



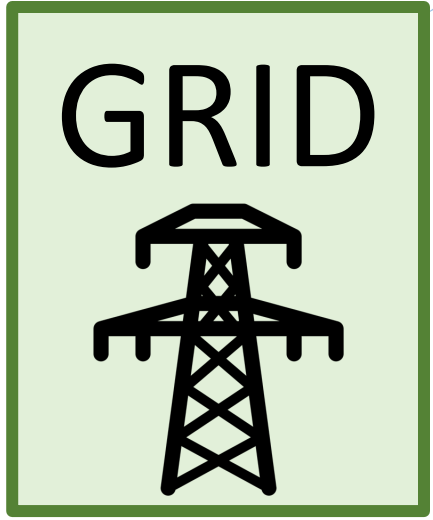
Transferring grid power to the particle beam

Sustainable Accelerating Systems – from Grid to Beam





power-inefficiency



mitigation with novel technologies

improve amplifier efficiency

e.g. solid state amplifiers for oscillating power demands

RF power generation

efficiency ~30-60%

RF power load
by detuned cavities
 $\sim \Delta\omega^2$

dealing with microphonics

e.g. Fast Reactive Tuners

cryogenics

efficiency
 $\sim T / (300K - T)$

operate cavities at higher T & improve Q₀ of cavities

e.g. Nb₃Sn from 2K to 4.4K → 3x less cooling power needed

recover the energy from the beam

e.g. ERL reaching 100% recovery

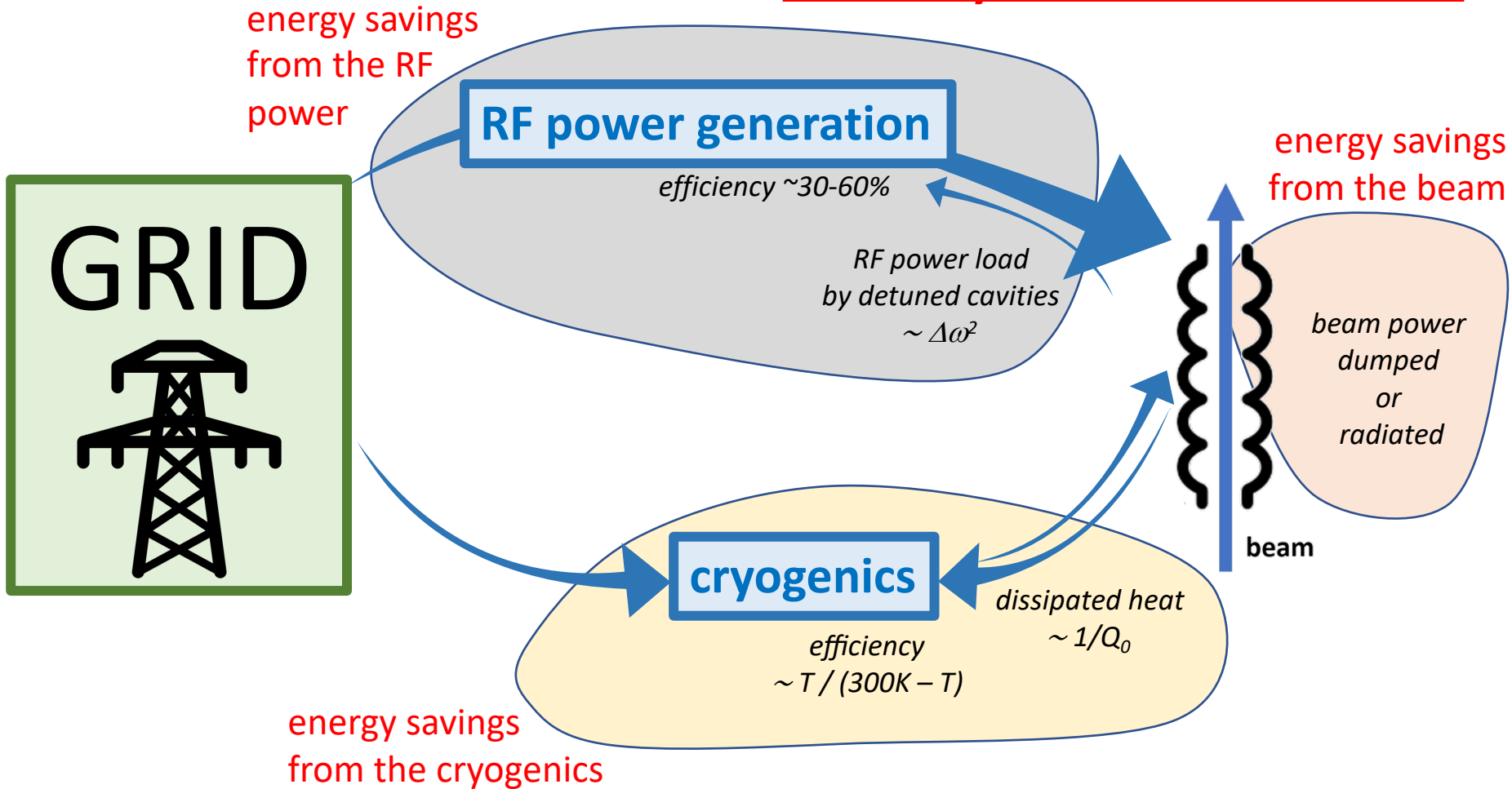


beam power
dumped
or
radiated

beam

dissipated heat
 $\sim 1/Q_0$

Three key innovation directions



Three key innovation directions

energy savings

Reducing the power requirement calls for
a coherent R&D programme on
“Sustainable Accelerating Systems”

achieving an ALARA principle for power requirements of SRF accelerators
ALARA = As Low As Reasonably Achievable

energy savings
from the cryogenics

cryogenics

$$\text{efficiency} \sim T / (300\text{K} - T)$$

dissipated heat
 $\sim 1/Q_0$

beam

radiated

ings
eam

er

energy savings

**Reducing the power requirement calls for
a coherent R&D programme on
“Sustainable Accelerating Systems”**

achieving an ALARA principle for power requirements of SRF accelerators
ALARA = As Low As Reasonably Achievable

Innovate for Sustainable Accelerating Systems (iSAS)

*develop a new design of an SRF cryomodule
integrating the most impactful energy-saving technologies (incl. RF & ERL aspects)*

Kick-off meeting 15-16 April 2024 @ IJCLab: <https://indico.ijclab.in2p3.fr/event/10302/>
(period: 2024-2028; ~13M EUR total budget; ~1000 person months; 17 partners)

Horizon Europe



from the cryogenics

iSAS is now an approved and ongoing Horizon Europe project

Spread over 4 years: ~1000 person-months of researchers and ~12.6M EUR
(of which 5M EUR was requested to Horizon Europe)



UK Research
and Innovation



Lancaster
University



+ **industrial companies:** *ACS Accelerators and Cryogenic Systems (France), RI Research Instruments GmbH (Germany), Cryoelectra GmbH (Germany), TFE Thin Film equipment srl (Italy), Zanon Research (Italy), EuclidTechLab (USA)*



“Innovate for Sustainable Accelerating Systems” – *brief abstract*

AMBITION – Innovate those technologies related to the cryomodule that have been identified as being a common core of SRF accelerating systems and that have the largest leverage for energy savings with a view to minimizing the intrinsic energy consumption in all phases of operation.

METHODOLOGY – Several interconnected technologies will be developed, prototyped, and tested, each enabling significant energy savings. The new energy-saving technologies will be coherently integrated into the parametric design of a new accelerating system, a LINAC SRF cryomodule, optimised to achieve high beam-power in accelerators with an as low as reasonably possible energy consumption.

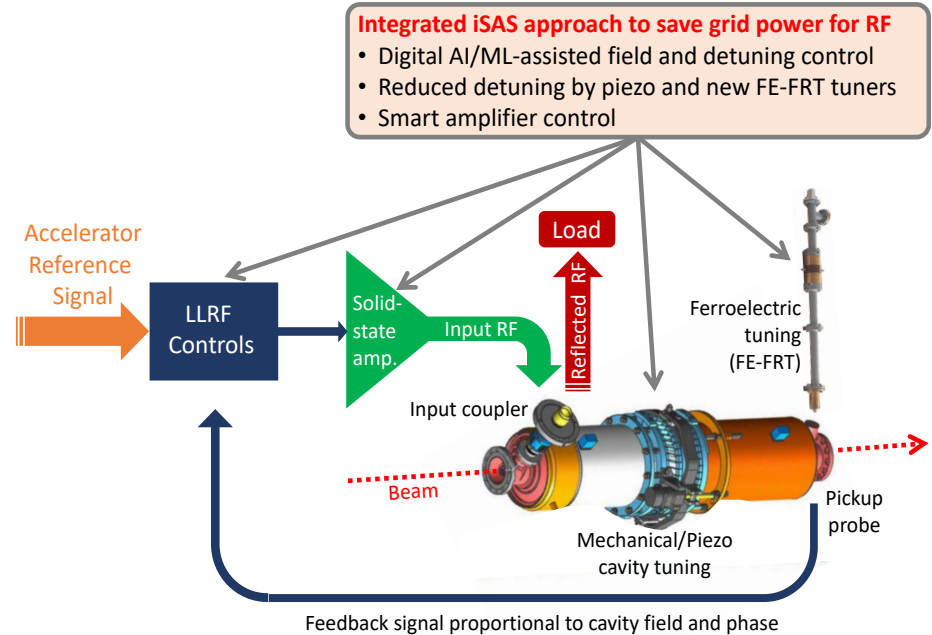
IMPACT – The long-term ambition is to reduce the energy footprint of SRF accelerators in future research infrastructures by half, and even more when the systems are integrated in Energy-Recovery LINACs.

iSAS develops, prototypes & validates SRF energy-saving technologies

TA#1: energy-savings from RF power

The objective is to significantly reduce the RF power sources and wall plug power for all SRF accelerators with **ferro-electric fast reactive tuners (FE-FRTs)** for control of transient beam loading and detuning by microphonics, and with **optimal low level radio frequency (LLRF)** and detuning control with legacy piezo based systems.

iSAS will demonstrate operation of a superconducting cavity with FE-FRTs coherently integrated with AI-smart digital control systems to achieve low RF-power requirements.



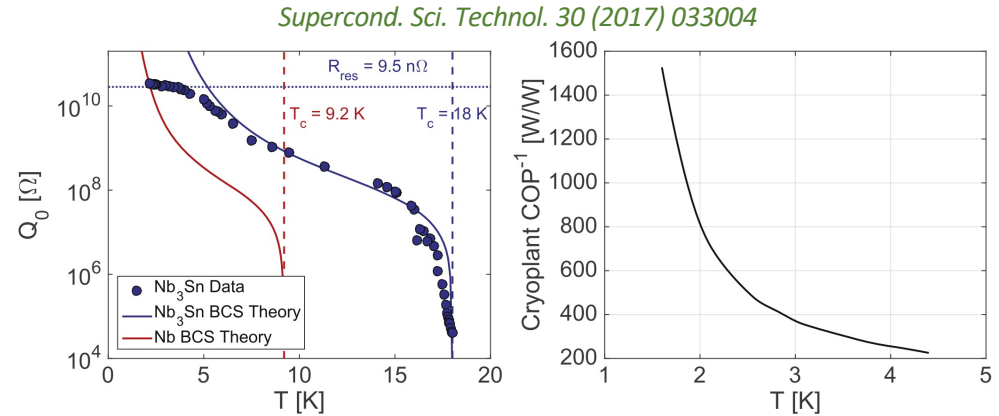
Schematic overview to compensate detuning with new FE-FRTs avoiding large power overhead and to compensate with AI-smart control loop countermeasures via the LLRF steering of the RF amplifier the disturbances in SRF cavities that impact field stability

iSAS develops, prototypes & validates SRF energy-saving technologies

TA#2: energy-savings from cryogenics

The objective is focused on the development of thin-film cavities and aims to transform conventional superconducting radio-frequency technology based on off-shelf bulk niobium operating at 2 K, into a technology operating at 4.2 K using a highly functionalized material, where individual functions are addressed by different layers.

iSAS will optimize the coating recipe for Nb_3Sn on copper to optimize tunability and flux trapping of thin-film superconducting cavities and to validate a prototype beyond the achievements of the ongoing Horizon Europe I.FAST project, and the various US-based achievements (e.g., GARD).



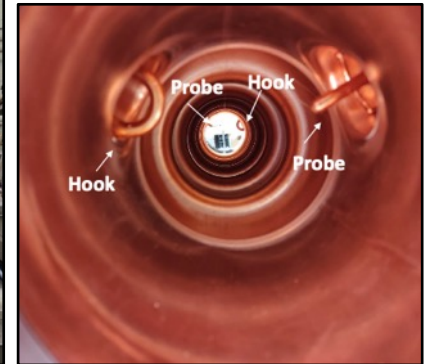

The higher critical temperature (T_c) of Nb_3Sn allows for the maximum value of quality factor Q_0 for 1.3 GHz cavities to be achieved at operating temperatures of about 4 K compared to 2 K for Nb (left figure). The graph on the right shows the efficiency of a cryogenic plant (COP) as a function of temperature achieving about 3 times higher COP efficiency when operating at a temperature of 4.2 K than at 2 K. This suggests that operating a cryogenic plant at 4.2 K with Nb_3Sn SRF cavities, can lead to significant better performances and energy savings.

iSAS develops, prototypes & validates SRF energy-saving technologies

TA#3: energy-savings from the beam


The objective is to reduce the total power deposited into the cryogenics circuits of the cryomodule of the **Higher-Order Mode (HOM) couplers and fundamental power couplers (FPCs)** leading to a significant reduction of the heat loads and the overall power consumption.

iSAS will improve the energy efficiency of the FPCs and HOM couplers by designing and building prototypes that will be **integrated into a LINAC cryomodule capable of energy-recovery operations** and to be tested in accelerator-like conditions.



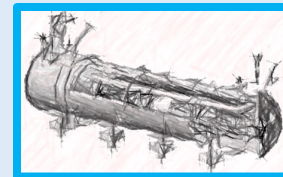
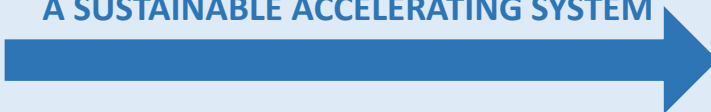
Accelerator R&D for Particle Physics – Energy Recovery Linacs (ERL)

<https://indico.ijclab.in2p3.fr/event/9548/>



TODAY

**INNOVATE TECHNOLOGIES TOWARDS
A SUSTAINABLE ACCELERATING SYSTEM**

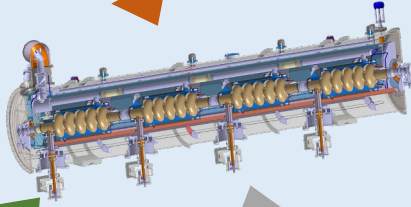


NEW DESIGN

**DEVELOP ENERGY-SAVING TECHNOLOGIES
ESSENTIAL TO INTEGRATE IN THE DESIGN OF A
SUSTAINABLE LINAC CRYOMODULE**

TA#1: energy-savings from RF power

*R&D Pathfinders
for new
energy-saving
technologies*



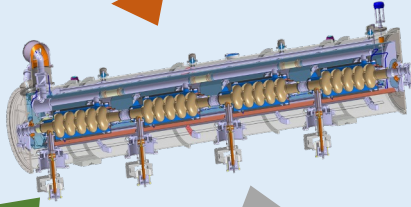
TA#2: energy-savings from the cryogenics

TA#3: energy-savings from the beam

**DEVELOP ENERGY-SAVING TECHNOLOGIES
ESSENTIAL TO INTEGRATE IN THE DESIGN OF A
SUSTAINABLE LINAC CRYOMODULE**

TA#1: energy-savings from RF power

*R&D Pathfinders
for new
energy-saving
technologies*

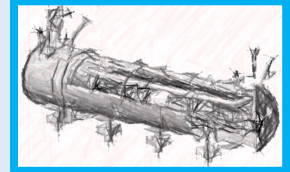


TA#2: energy-savings from the cryogenics

TA#3: energy-savings from the beam

INTEGRATING

INT#1

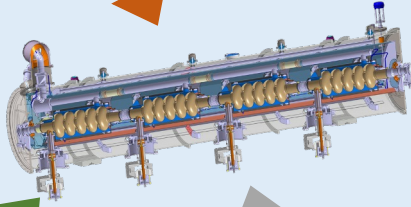


*integrating new technologies in the design
of a new sustainable LINAC cryomodule*

DEVELOP ENERGY-SAVING TECHNOLOGIES
ESSENTIAL TO INTEGRATE IN THE DESIGN OF A
SUSTAINABLE LINAC CRYOMODULE

TA#1: energy-savings from RF power

R&D Pathfinders
for new
energy-saving
technologies

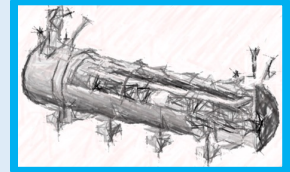


TA#2: energy-savings from the cryogenics

TA#3: energy-savings from the beam

INTEGRATING

INT#1



integrating new technologies in the design
of a new sustainable LINAC cryomodule

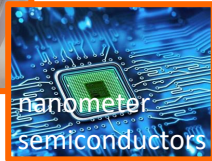


INT#2: full deployment of energy saving in current and future accelerator RIs

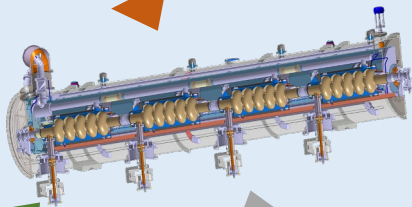
INT#3: accelerator turn-key solutions with breakthrough applications

DEVELOP ENERGY-SAVING TECHNOLOGIES
ESSENTIAL TO INTEGRATE IN THE DESIGN OF A
SUSTAINABLE LINAC CRYOMODULE

TA#1: energy-savings from RF power



R&D Pathfinders
for new
energy-saving
technologies

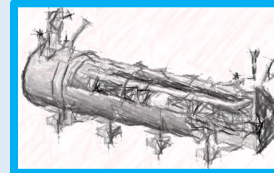


TA#2: energy-savings from the cryogenics


TA#3: energy-savings from the beam

INTEGRATING

INT#1



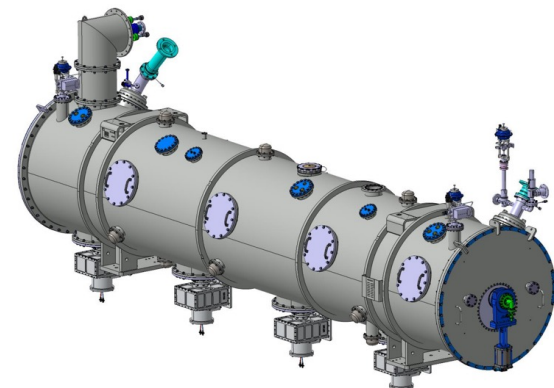
integrating new technologies in the design
of a new sustainable LINAC cryomodule



INT#2: full deployment of energy saving in current and future accelerator RIs

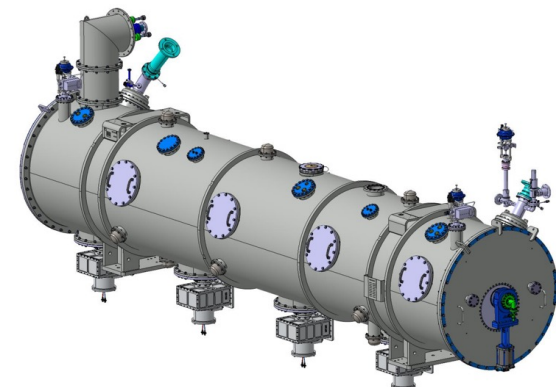
iSAS Objectives – *Integration Activities*

- **integration into the design of a LINAC cryomodule** – While LINAC cryomodules are designed for specific accelerators, the objective of iSAS is to address the common engineering challenges of integrating iSAS energy-saving technologies into **a parametric design of a new sustainable accelerator system**.
- **integration into existing RIs** – While various RIs envisage upgrades, the objective of iSAS is to **expedite the technical integration of energy-saving technologies by retrofitting existing accelerating systems**. An existing cryomodule will be adapted, ready to demonstrate energy recovery of high-power recirculating beams in the PERLE research facility, paving the way for high-energy, high-intensity electron beams with minimal energy consumption.
- **integration into industrial solutions** – While iSAS technologies are emerging, the objective of iSAS is to plan for **concrete co-developments with industry to expedite reaching a Technology Readiness Level (TRL) sufficiently advanced towards largescale deployment** of the new energy-saving solutions at current and future RIs as well as to prepare the path for industrial applications. For many future RIs and industrial applications SRF is the enabling technology.



iSAS Objectives – *Integration Activities*

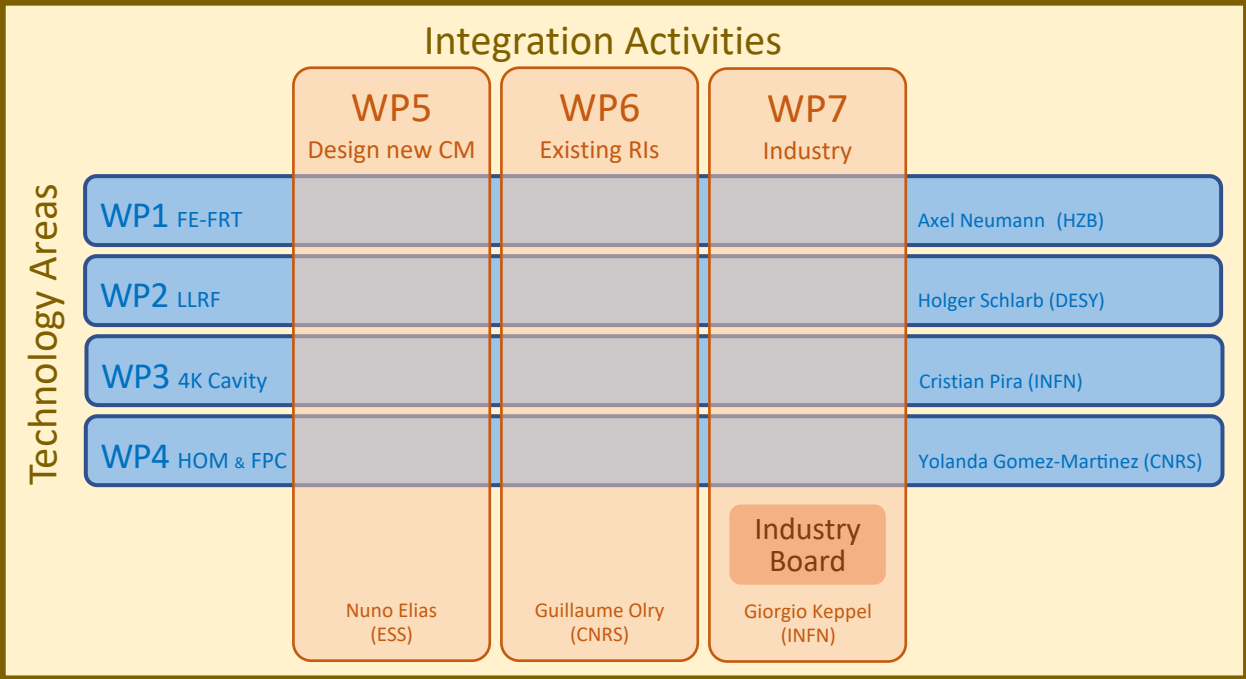
- **integration into the design of a LINAC cryomodule** – *While LINAC cryomodules are designed for specific accelerators, the objective of iSAS is to address the common engineering challenges of integrating iSAS energy-saving technologies into a parametric design of a new sustainable accelerator system.*
- **integration into existing RIs** – *While various RIs envisage upgrades, the objective of iSAS is to expedite the technical integration of energy-saving technologies by retrofitting existing accelerating systems. **An existing cryomodule will be adapted, ready to demonstrate energy recovery of high-power recirculating beams in the PERLE research facility, paving the way for high-energy, high-intensity electron beams with minimal energy consumption.***
- **integration into industrial solutions** – *While iSAS technologies are emerging, the objective of iSAS is to plan for concrete co-developments with industry to expedite reaching a Technology Readiness Level (TRL) sufficiently advanced towards largescale deployment of the new energy-saving solutions at current and future RIs as well as to prepare the path for industrial applications. For many future RIs and industrial applications SRF is the enabling technology.*



Governing Board
 Chair: Dave Newbold (STFC)
All (associate) partner institutes

Coordination Panel
 Scientific Coordinator: Jorgen D'Hondt (Uni Brussels)
 Deputy Scientific Coordinators: Giovanni Bisoffi (INFN) & Jens Knobloch (HZB)
 Project Coordinator and Office: Achille Stocchi (CNRS)
 External Relations: Maud Baylac (CNRS)
 Ex-officio: chair Governing Board & chair Advisory Board

Advisory Board
 Chair: Frederick Bordry (CERN)
International experts



Management WP9
Coordination & Management
 CNRS team coordinated by Ketel Turzo (CNRS)

Societal Impact WP8
 Task#1: Training & Early Career
 Task#2: Outreach & Dissemination
 Task#3: Diversity & Equity
 Task#4: Open Science
 CNRS team coordinated by Ketel Turzo (CNRS)

Steering Committee





Innovate for Sustainable Accelerating Systems

Kick-Off Meeting / 15-16 april 2024

IJCLab Orsay



université
PARIS-SACLAY



Happy iSAS Coordination Panel



Innovate for Sustainable Accelerating Systems

Kick-Off Meeting / 15-16 april 2024

IJCLab Orsay

Innovate for Sustainable Accelerating Systems (iSAS)

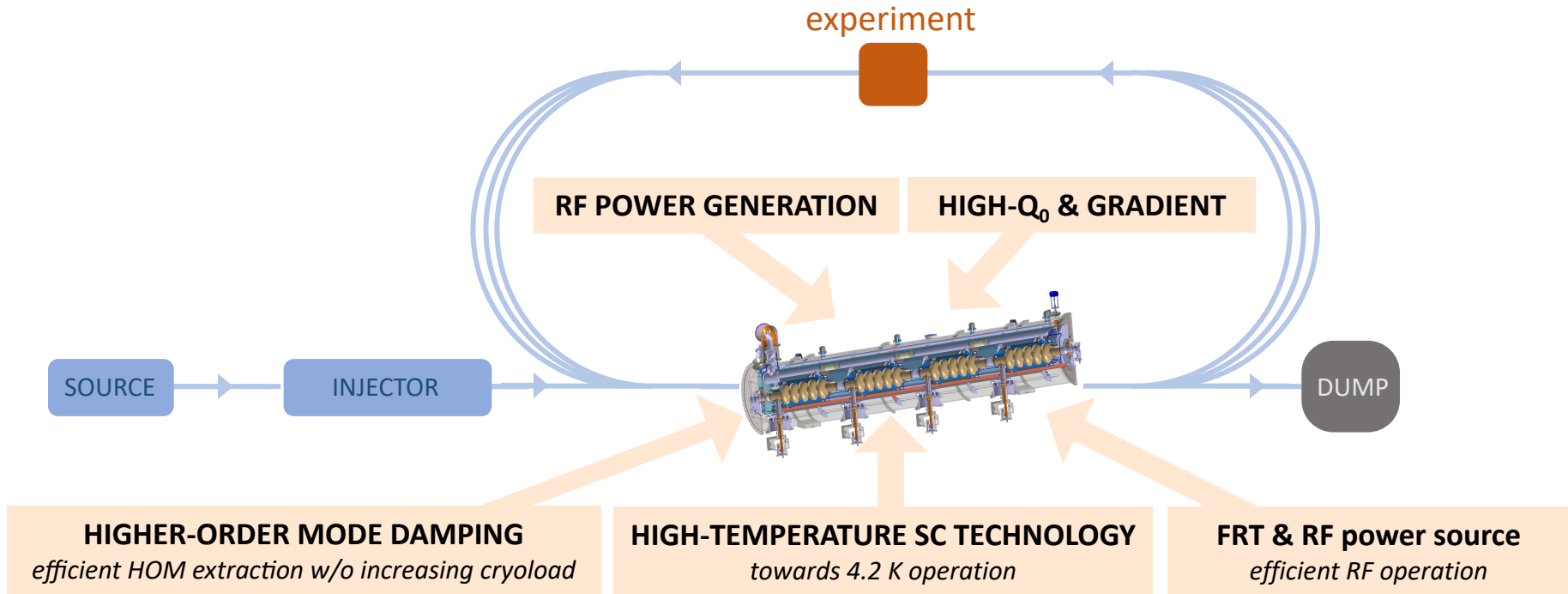
- **Enabling technologies for our most prominent future particle collider programs delivering breakthrough performances, i.e. best physics for least power**
- **Connects leading European institutions and industry to expedite the development of sustainable technologies that are essential to realize the ambition expressed in the European Strategy for Particle Physics**
- **iSAS will have a catalyzing effect to realize the Accelerator R&D Roadmap**
- **The energy saving technologies further developed in iSAS will enable industrial applications with SRF accelerators**

Innovate for Sustainable Accelerating Systems (iSAS)

- **Enabling technologies for our most prominent future particle collider programs delivering breakthrough performances, i.e. best physics for least power**
- **Connects leading European institutions and industry to expedite the development of sustainable technologies that are essential to realize the ambition expressed in the European Strategy for Particle Physics**
- **iSAS will have a catalyzing effect to realize the Accelerator R&D Roadmap**
- **The energy saving technologies further developed in iSAS will enable industrial applications with SRF accelerators**

EXTRA INFORMATION on iSAS

Key building block for beam acceleration: the SRF cryomodule



Key building block for beam acceleration

Innovate for Sustainable Accelerating Systems (iSAS)

develop a new design of an SRF cryomodule
integrating the most impactful energy-saving technologies (incl. RF & ERL aspects)

Horizon Europe

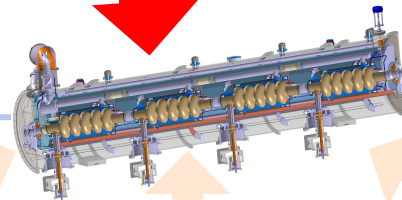


Kick-off meeting 15-16 April 2024 @ IJCLab: <https://indico.ijclab.in2p3.fr/event/10302/>
(period: 2024-2028; ~13M EUR total budget; ~1000 person months; 17 partners)



SOURCE

INJECTOR



DUMP

HIGHER-ORDER MODE DAMPING
efficient HOM extraction w/o increasing cryoload

HIGH-TEMPERATURE SC TECHNOLOGY
towards 4.2 K operation

FRT & RF power source
efficient RF operation

ENABLE EFFICIENT ENERGY RECOVERY & FURTHER REDUCE POWER REQUIREMENTS

iSAS Objectives – *Technology Areas*

- **TA#1: energy-savings from RF power** – *While great strides are being made in the energy efficiency of various RF power generators, the objective of iSAS is to ensure additional impactful energy savings through coherent integration of the RF power source with smart digital control systems and with novel tuners that compensate rapidly cavity detuning from mechanical vibrations, resulting in a further reduction of power demands by up to a factor of 3.*
- **TA#2: energy-savings from cryogenics** – *While major progress is being made in reusing the heat produced in cryogenics systems, the objective of iSAS is to develop superconducting cavities that operate with high performance at 4.2 K (i.e., up to 4.5 K depending on the cryogenic overpressure) instead of 2 K, thereby reducing the grid-power to operate the cryogenic system by a factor of 3 and requiring less capital investment to build the cryogenic plant.*
- **TA#3: energy-savings from the beam** – *Significant progress has been achieved in maintaining the brightness of recirculating beams to provide high-intensity collisions to experiments, but most of the particles lose their power through radiation or in the beam dump system. The objective of iSAS is to develop dedicated power couplers for damping the so-called Higher-Order Modes (HOMs) excited by the passage of high-current beams in the superconducting cavities, enabling efficient recovery of the energy of recirculating beams back into the cavities before it is dumped, resulting in energy reduction for operating, high-energy, high-intensity accelerators by a factor ten.*

iSAS develops, prototypes & validates SRF energy-saving technologies

very concrete

energy-savings from RF power (HZB, CERN, CNRS, Uni.Lancaster, DESY)

FE-FRT

- FE-FRT for Transient Beam Loading: design & performance tests for an LHC 400 MHz cavity in an existing cryomodule.
- FE-FRT for Microphonics: design, fabricate and validate in a cryomodule like setup for 1.3 GHz cavities, single-cell and multi-cell (TESLA/XFEL).
- FE-FRT for Microphonics compensation in Energy-Recovery LINAC (ERL) mode: for 800 MHz cavities and study the requirements for integration in a cryomodule.

LLRF

- Efficient field control for high loaded-quality factor ($Q_L > 5e7$) cavities in CW and long pulse operation (incl. a ML-based feedback controller).
- Vibration analysis and detuning control of cavities (incl. ML-based control).
- Integrate a FE-FRT with a digital LLRF system & demonstrate operation in a horizontal test stand.
- Energy efficient supervisory control and fault diagnosis (incl. ML-based diagnosis).

iSAS develops, prototypes & validates SRF energy-saving technologies

very concrete

energy-savings from cryogenics (INFN, CEA, HZB, UKRI)

- Flux trapping: study how trapped magnetic flux may affect the superconducting properties of the thin film and its RF surface resistance.
- RF tunability: study and improve mechanical properties of superconducting thin films to assess the impact of future cavity tuning during normal 4.2 K operation.
- Adaptive layers: developing suitable adaptive layers on Cu for subsequent Nb₃Sn deposition to reduce the detrimental effect of mechanical deformation on the superconducting properties of Nb₃Sn.
- Working cavity @ 4.2K: optimize the superconducting coating procedure of 1.3 GHz cavities including an adaptive layer and demonstrate suitability for 4.2 K operation (using Cu cavities originally produced for I.FAST).

iSAS develops, prototypes & validates SRF energy-saving technologies

very concrete

energy-savings from the beam (CNRS, INFN, CERN)

HOM

- HOM coupler design: with simulations for various models and mechanical integration issues in a cryomodule
- Fabrication of HOM couplers: R&D on fabrication strategy for prototypes at 800 MHz and 1.3 GHz
- Test of the HOM couplers: performance validation of the design with RF measurements on mock-up cavities

FPC

- RF coupler design: optimize cost, cooling, heat loads, fabrication time, and mechanical integration issues in a cryomodule
- Fabrication of RF couplers: build 4 prototypes
- Test of the RF couplers: performance validation of the design with RF conditioning in CW mode (50kW)

Technology Readiness Level (TRL)

The readiness of the energy-saving iSAS technologies will be improved to prepare them towards industrialisation and cost-effective mass production for current and future RIs.

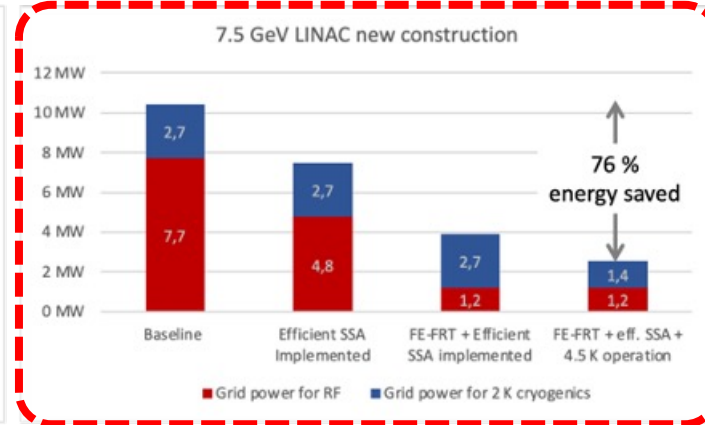
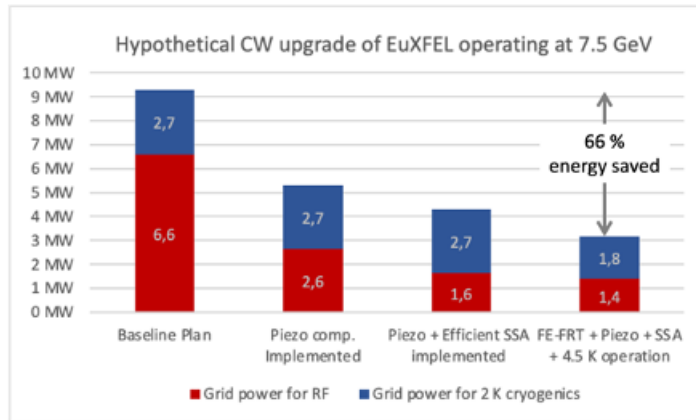
iSAS Technologies	initial TRL	target TRL
TA#1 FE-FRT for transient detuning @ 400 MHz	4	6
FE-FRT for transient detuning @ 800 MHz	1-2	4
FE-FRT for microphonics @ 400 MHz	3	5-6
FE-FRT for microphonics @ 800-1300 MHz	1-2	5-6
LLRF controls	3-4	7
LLRF + FE-FRT controls	2-3	6
TA#2 Nb ₃ Sn-on-Cu films for 4.2-K cavity operation	2-3	4-5
TA#3 Higher-Order Mode couplers	2-3	5
Fundamental Power Couplers	2-3	5

up to fully functional prototypes in relevant environment

The objective of iSAS is for RIs and European industry to co-develop industrial solutions for energy-savings technologies in accelerators, delivering applications that can be implemented across various accelerator-driven research and non-research infrastructures.

Impact of iSAS technologies on FELs

example EuXFEL



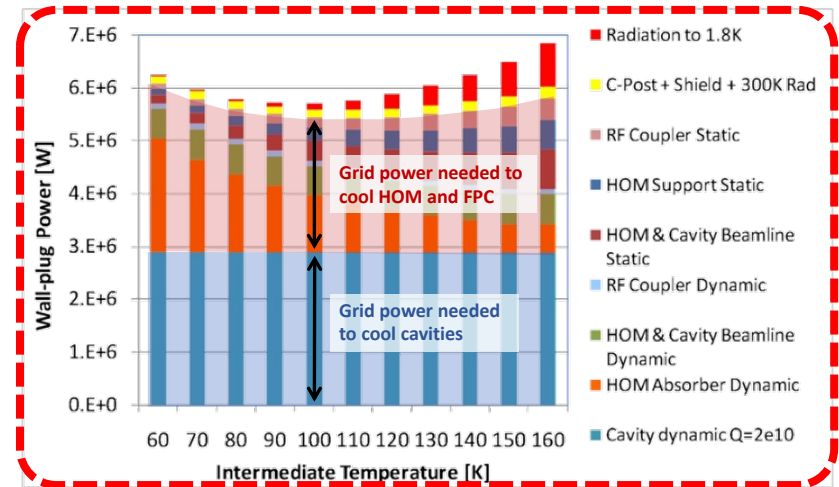
For an upgrade of EuXFEL to CW, a refurbishment of the injection LINAC cavities is being considered. This could provide the opportunity to retrofit some iSAS technology developments as well. The figure (left) depicts the expected energy savings if various iSAS developed technologies are implemented (assumption: 0.1 mA beam current), the degree of modifications, but also the benefits, are increasing from left to right. The achievable total energy savings amounts to 66%, more than 6 MW, avoiding 2.9 tons CO₂ per hour of operation for Germany's electrical energy mix (485 g CO₂/kWh). Future LINACs can be optimally designed to take full advantage of the iSAS technologies, as integrated in the cryomodule being designed in iSAS. The right figure shows that the full savings for a 7.5-GeV LINAC is of the order of 76% (RF + cryogenics cavity cooling). Not included here are the additional potential savings by optimizing the heat load from HOM and FPC couplers – for the Cornell system their load accounts for nearly 4 MW – or any scheme to recover the beam power (750 kW in these examples).

Impact of iSAS technologies on SRF accelerators

example Cornell ERL LINAC

iSAS develops new designs for both fundamental power couplers and HOM couplers dedicated to beam operation at very high currents while minimizing their static and dynamic heat loads in the cryogenic system. The reduction in the required cryogenic power will depend on the final design but the energy savings potential is expected to be large. As an example, the adjacent figure shows the grid power required to cool various parts of the cryomodules in the 5-GeV Cornell ERL LINAC design for different configurations of the cryogenics. The HOM and fundamental power couplers account for nearly half of the full cryogenic load. Even a moderate improvement can thus save powers in the MW range. The required cooling power scales linearly with the beam energy, so for the most ambitious future SRF accelerators, the savings in wall-plug power can be in the tens of MW and more range.

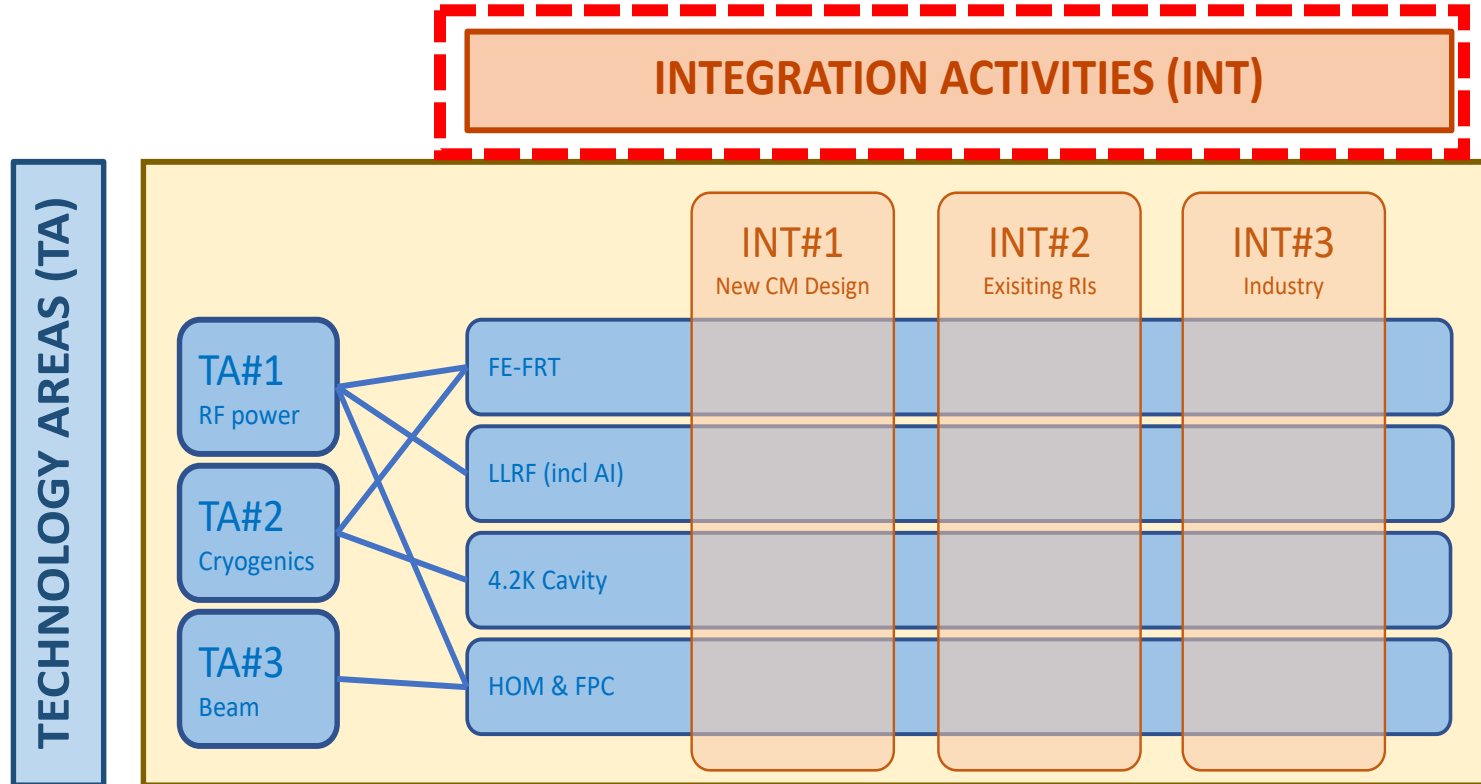
“Cornell Energy Recovery LINAC Project Definition Design Report”
G. Hoffstatter, S. Gruner, M. Tigner, eds. (2013)



Grid power for cooling the Cornell ERL LINAC.
(figure adapted from reference)

iSAS cross coordination

The ambition of iSAS is to pave the way by developing common solutions for the engineering and industrial challenges to expedite the integration of energy-saving solutions.



iSAS Objectives – *Integration Activities*

very concrete

- **integration into the design of a LINAC cryomodule** (ESS, CNRS, CERN, INFN, CERN, EPFL)
 - *Lessons learned with ESS cryomodules and benchmarking with other recent facilities will be compiled, and a roadmap will be developed towards a new sustainable CM design.*
 - *Sustainable criteria for LINAC cryomodule design will be developed.*
 - *Beam dynamics will be developed for ERL-based accelerators with the energy-efficient iSAS technologies.*
- **integration into existing RIs** (CNRS, Uni.Lanc., CEA, ESS, INFN)
 - *Retrofitting FE-FRT into existing cryomodules, HL-LHC oriented.*
 - *Adapt an existing ESS cryomodule to integrate new HOM couplers and FPC.*
 - *Fabrication and validation of cryomodule components (e.g., cavities).*
 - *Assembly and (cryogenic and RF) tests of adapted cryomodule.*
- **integration into industrial solutions** (INFN, CNRS)
 - *Relations with industries: engagement to expedite the evolution from low to higher TRL (involving an Industry Board involved in design reviews with a view on industrialization).*
 - *Business opportunities: develop an iSAS project repository and disseminate the innovative technologies.*