

ENTSO-E European R&D meeting

Developing Digital Twins for Accelerator Magnets

Melvin Liebsch

- TE-MS-C-TM -


Agenda

Learning from data through the lens of models is a way to exploit structure in an otherwise intractable problem [6]

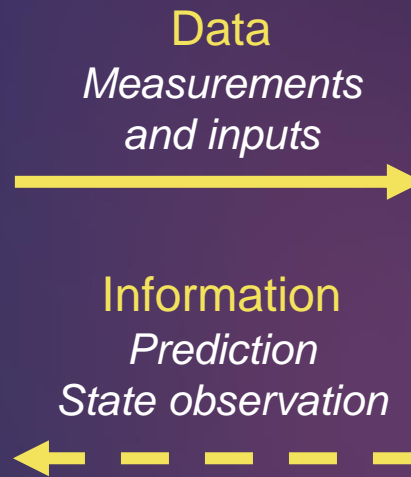
- The digital twin of the accelerator magnet
- Challenges
- Integration in the life cycle management
- Conclusion

The digital twin [1]

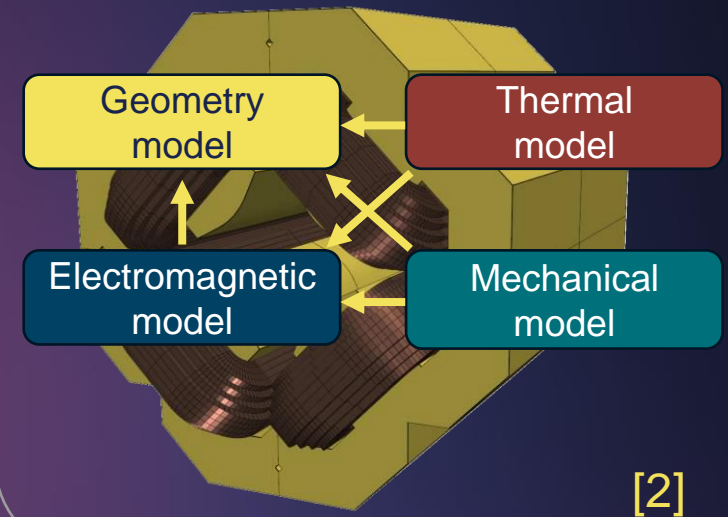
Physical object
a.k.a. accelerator magnet



Communication
channel



Digital representation
a.k.a. numerical system model

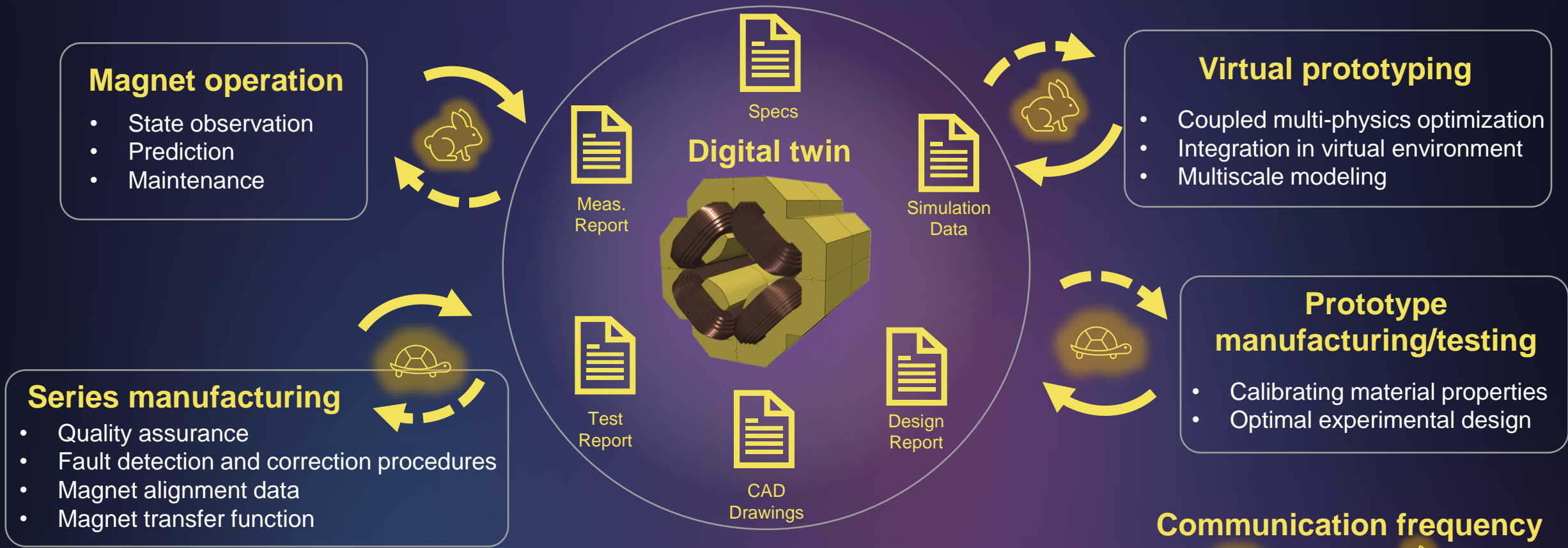


→ *The digital twin requires multi-physical modeling*

[1] Piascik, R., et al., *Technology Area 12: Materials, Structures, Mechanical Systems, and Manufacturing Road Map*. 2010, NASA Office of Chief Technologist.

[2] M. Maciejewski, B. Auchmann, D. M. Araujo, G. Vallone, J. Leuthold and J. Smajic, "Model-Based System Engineering Framework for Superconducting Accelerator Magnet Design," in *IEEE Transactions on Applied Superconductivity*, vol. 33, no. 5, pp. 1-5, Aug. 2023, Art no. 4003105, doi: 10.1109/TASC.2023.3249647

Accelerator magnet life cycle



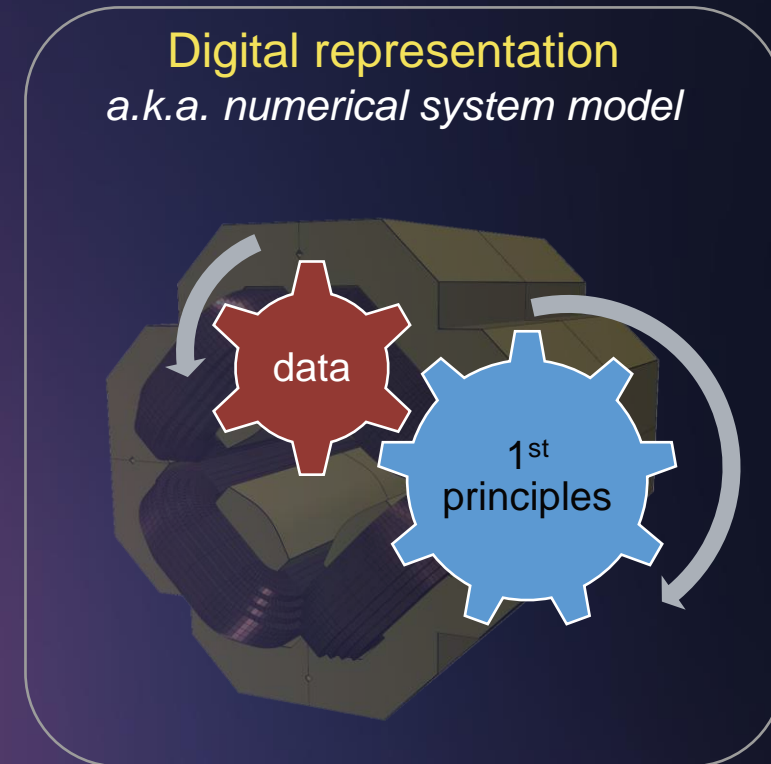
Product life cycle

→ Principles of systems modeling
 → Document based information exchange
 → Communication frequency depends on the application
 → Data management services → EMB, EMB-based NORMA, PLM

Communication frequency
 slow (turtle icon) fast (rabbit icon)
 Development life cycle

Challenges

- *Complex (non-linear) dynamic system*
 - Interplay of iron saturation, hysteresis and eddy currents
 - Superconductor magnetization
 - Temperature effects
- *Computational costs*
 - A complete 3D magnet simulation does not allow for fast predictions
- *Tough requirements for machine operation*
 - Field stability at 1 unit in 100 000
 - Field quality at 1 unit in 10 000




→ *Measurement data needs to be integrated in the numerical model to enable accurate predictions*

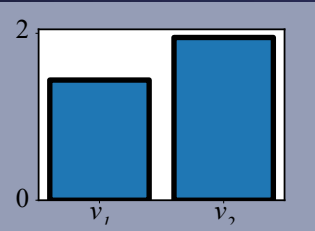
→ *The digital twin is a hybrid model*

Example – Model Calibration [3]

Calibration test campaign

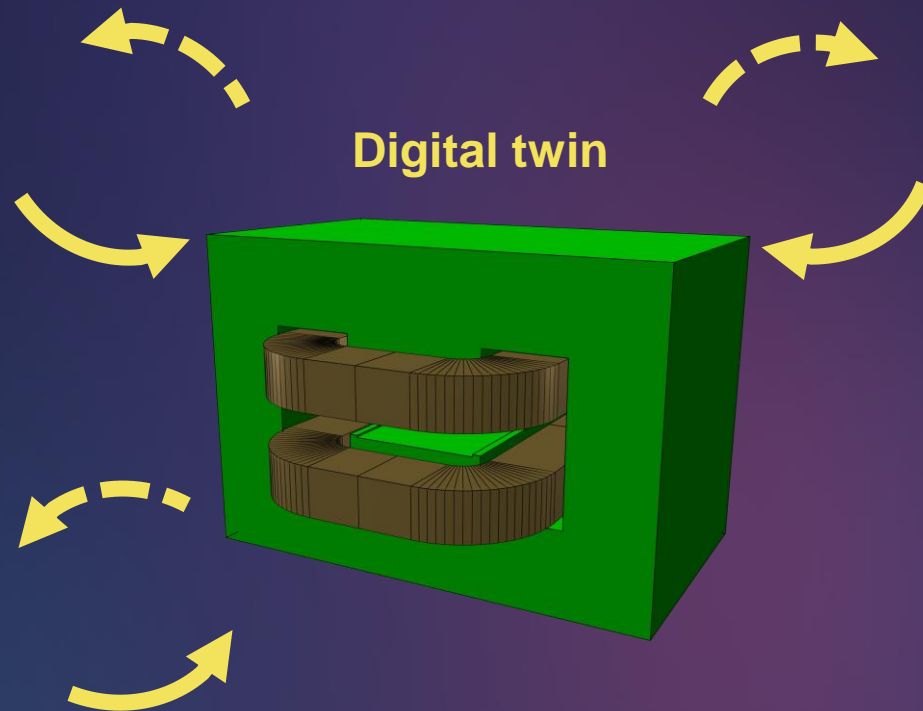
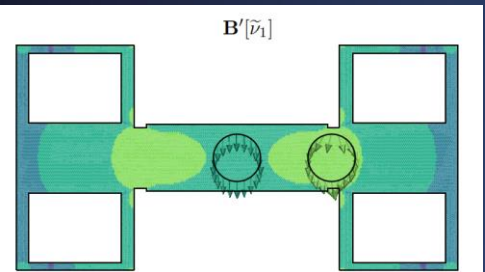


Resulting parameters




Design of a test campaign

Design of experiment (DOE)
optimal sensor placement




Magnet manufacturing QA

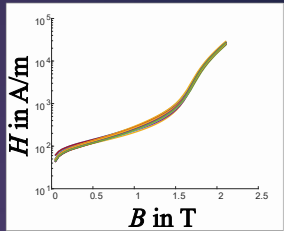
Material Specimen



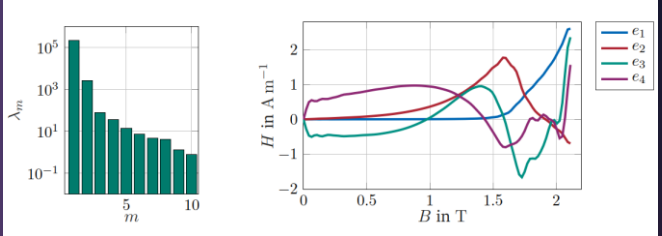
Permeameter



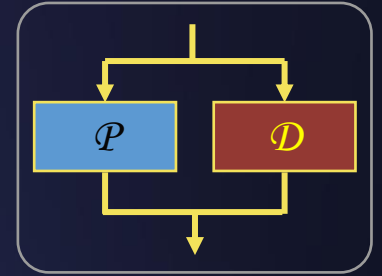
H(B)-curve



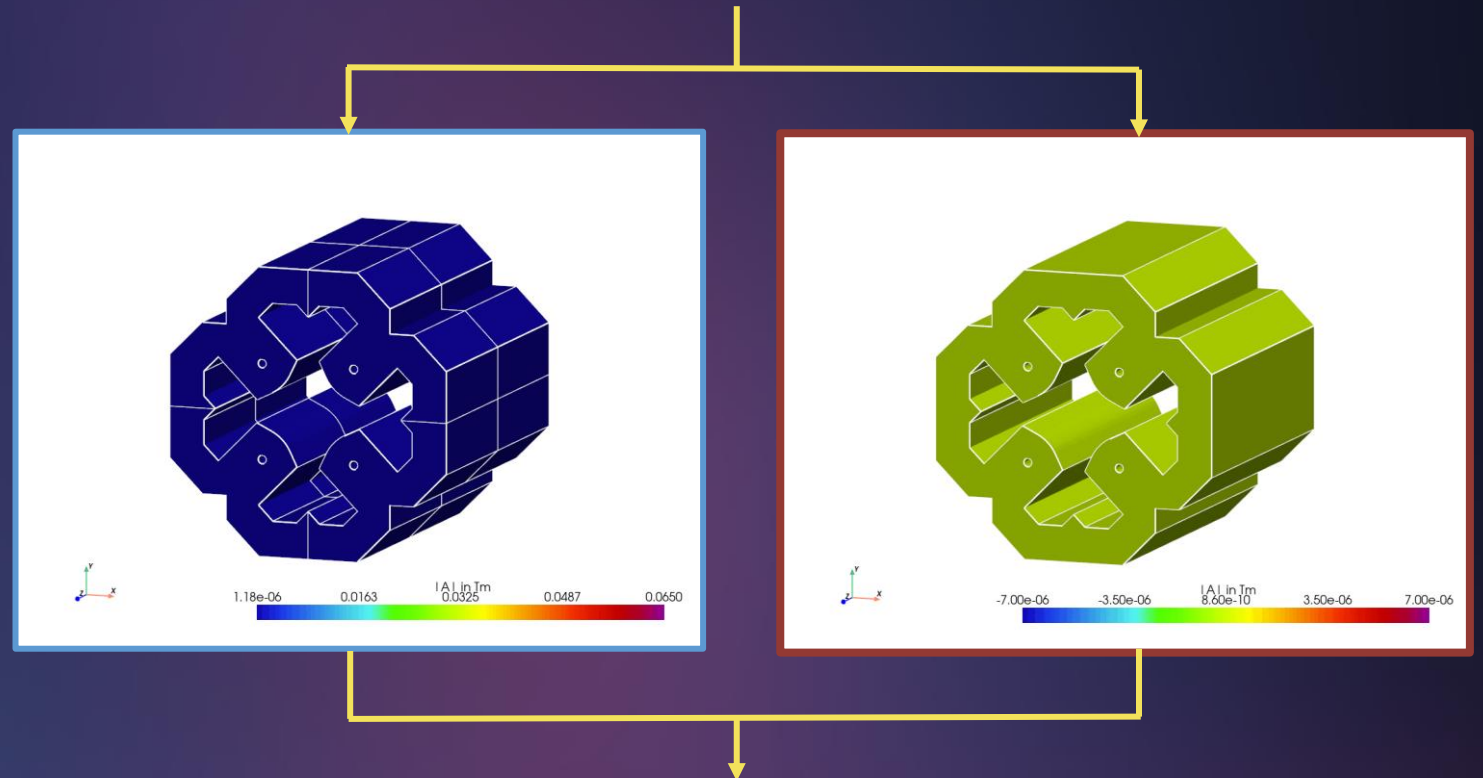
Pattern recognition (KLE)



Example – Discrepancy Models



- **Discrepancy** between measurement and simulation **may not vanish** after magnet calibration
- **Discrepancy** drives the delta model
- Delta model **implies Maxwell's equations** in the vacuum domain
 $\text{curl } \mathbf{H} = \mathbf{0}, \text{div } \mathbf{B} = 0$
- **Boundary element** or **volume integral methods** have been used



Magnet operation

Requires rapid information exchange

Model order reduction (MOR) [5]

$$\dot{x}(t) = A x(t) + B u(t)$$

High fidelity model

$$\dot{x} = A x + B u$$

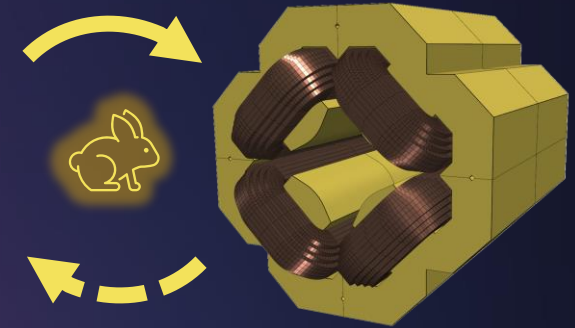
Reduced order model (ROM)

$$\hat{\dot{x}} = \hat{A} \hat{x} + \hat{B} u$$

x : State vector, u : Input vector, \hat{x} : ROM state

Magnet operation

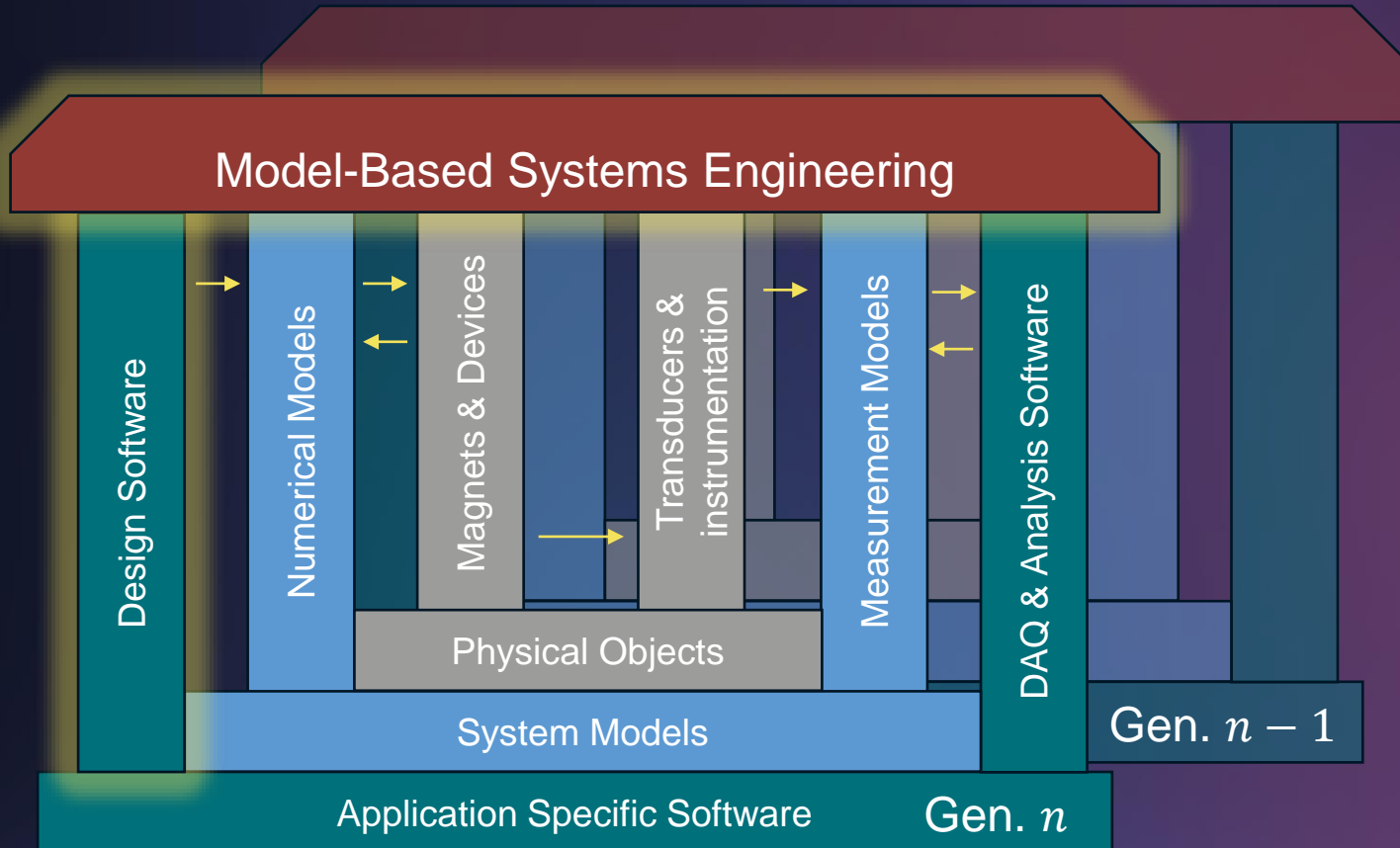
- **State observation**
- **Prediction**
- Maintenance



- **Nonlinear dynamics** and **hysteresis** need to be observed
- **High accuracy** is required
 - *Field integral better than 1 unit in 10 000*
- Objective conflict: ROM is faster, but **less accurate** than the full model!
- **Solution:** Field integrals **are measured at run-time**
 - *c.f. B-train online monitoring systems*
- **Domain knowledge is derived from the digital twin**
 - **e.g. Local versus integral field**

Integration

Integrating the digital twin with **Model Based Systems Engineering**



ROXIE API* for integration in MBSE

Example gallery

Below is a gallery of examples for using this package

Output parsing and plotting

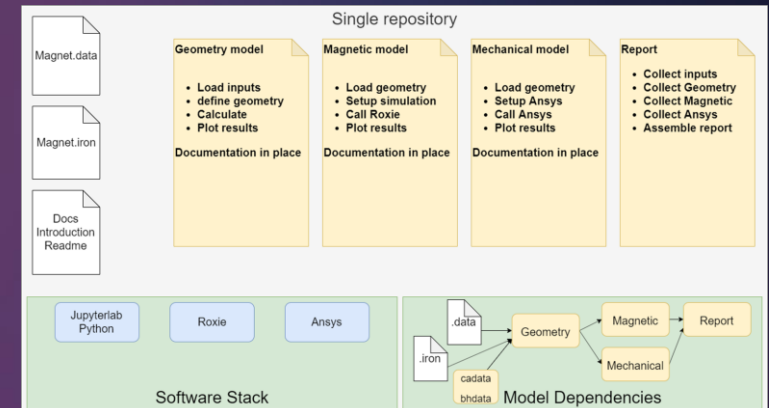
Examples using the output parsing and plotting functionality

Plot a Full run report	2D Crosssection plots	2D Forces plots	Field quality plots
Plotting of 3D wedges	Show Objectives and Design variables	3D plots	Graph plots
Custom 3D plots	Custom plots in 2D		



code available

pyMBSE: self-contained multi model execution



*Developed by M. Bonora (TE-MS-C-TM)

Conclusion

Developing the digital twin of the accelerator magnet

- Numerical models and simulation data ***need to be integrated*** in the ***development and product lifecycle management***
- We must use ***hybrid modeling*** to design ***application specific*** digital twins
- In doing so we must follow the principles of ***model-based systems engineering***
→ ***Traceability, platform independence, versioning***
- A ***collaborative effort in the ATS sector*** is required to integrate data from various sections and working groups