

Fundamental Physics in Tunisia

Mourad Telmini

mourad.telmini@fst.utm.tn

University of Tunis El Manar
Faculty of Science de Tunis, Department of Physics



Kingdom of Morocco
Ministry of Higher Education,
Scientific Research and Innovation

THE EIGHTH BIENNIAL AFRICAN SCHOOL OF FUNDAMENTAL PHYSICS AND APPLICATIONS

(ASP2024)

Co-organized by Cadi Ayyad University and Mohammed V University
at Faculty of Science Semlalia, Marrakesh, Morocco

April 15th-19th and July 7th-21st, 2024



Higher Education and Research in Tunisia

- 0.8%: share of GDP devoted to research and development.
- 5.70: number of researchers per thousand active in Tunisia, including 54% of female researchers.
- 10,559 students registered for doctorate (2021-2022).
- 1,865 PhD awarded in 2022.
- 12th in the world, according to GII, in production of scientific articles relating to GDP
- 5th in the world, according to GII, in Graduates in Science and engineering
- 58%: share of international co-publications from Tunisia.


















- Times Higher Education –THE
- QS World University Rankings
- University Ranking by Academic Performance (URAP)
- U.S. News Best Global Universities Rankings
- Academic Ranking of World Universities (ARWU) : Également connu sous le nom de classement de Shanghai
- CWTS Leiden Ranking

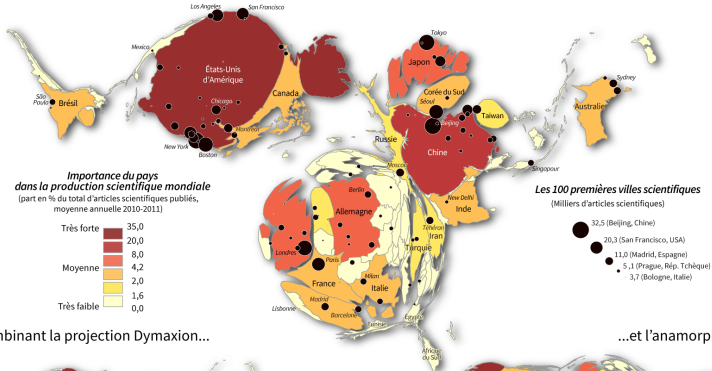
International ranking of Tunisian Universities

Les meilleures universités africaines

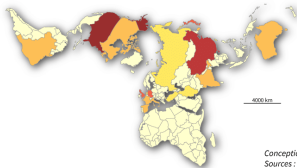
classement de Shanghai 2019

Classement en Afrique	Pays	Universités	Tranche dans le classement mondial
1er		Université du Cap	201-300
2e		Université Witwatersrand	201-300
3e		Université du Caire	301-400
4e		Université de Stellenbosch	401-500
5e		Université du Kwazulu-Natal	401-500
6e		Université du Pretoria	401-500
7e		Université du Nord-Ouest	601-700
8e		Université du Johannesburg	601-700
9e		Université Ain Shams	701-800
10e		Université d'Alexandrie	701-800
11e		Université de Mansourah	801-900
12e		Université de Tunis EL Manar	801-900
13e		Université d'Afrique du Sud	801-900
14e		Université d'Ibadan	901-1000
15e		Université de Zagazig	901-1000

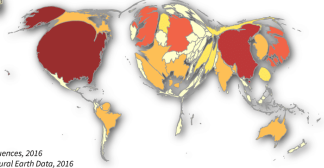
Le monde selon... le Web of Science



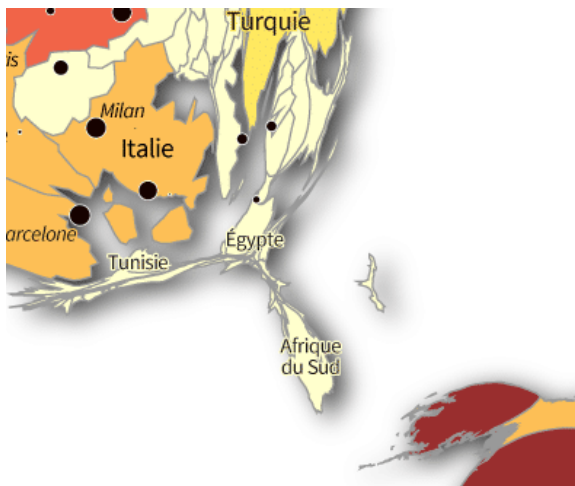
En combinant la projection Dymaxion...



...et l'anamorphose



Conception, réalisation : © M. Baron, L. Jégou, pour Géoconfluences, 2016
Sources : d'après Thomson-Reuters Web of Science, 2015, Natural Earth Data, 2016



- As for 2020 : 8338 publications (710 per million population)
Scopus

International ranking in physics

- **Classement des universités tunisiennes selon CWTS-Leiden by subject : 2023**

	Tunis El Manar	Sfax	Carthage	Monastir
Biomedical and health sciences	802	890	1264	1032
Life and earth sciences	522	402	582	988
Mathematical and computer sciences	315	255	545	572
Physical sciences and engineering	643	482	981	600
Social sciences and humanities		783		

Evolution des classements des universités tunisiennes

- Universities (13), 6 Faculties of Science
- Several Research centres and institutes
- Research activities cover the main disciplines
- International cooperation
- Role of scientific societies and networks (Tunisian Physical Society, Tunisian Society of Optics, QUANTUN network, other topical associations, ...)

