



MONIT Grafana integration with CERN e-groups

Nikolay Tsvetkov

11th July 2024

IT Monitoring Grafana

Overview



Main User Interface for the CERN IT Monitoring since 2016



Unified data source for external tools (*Proxy* and *DS APIs*)



Crucial **alerting** tool and integrated with *CERN GNI* (alert notification service)

5200

Total Users
(12 months)

1200

Active Users
(30 days)

75

Organizations

2780

Dashboards

690

Alert rules

Grafana

Organizations



Workspace that isolates, resources (dashboards, data sources and alerts), users and their roles

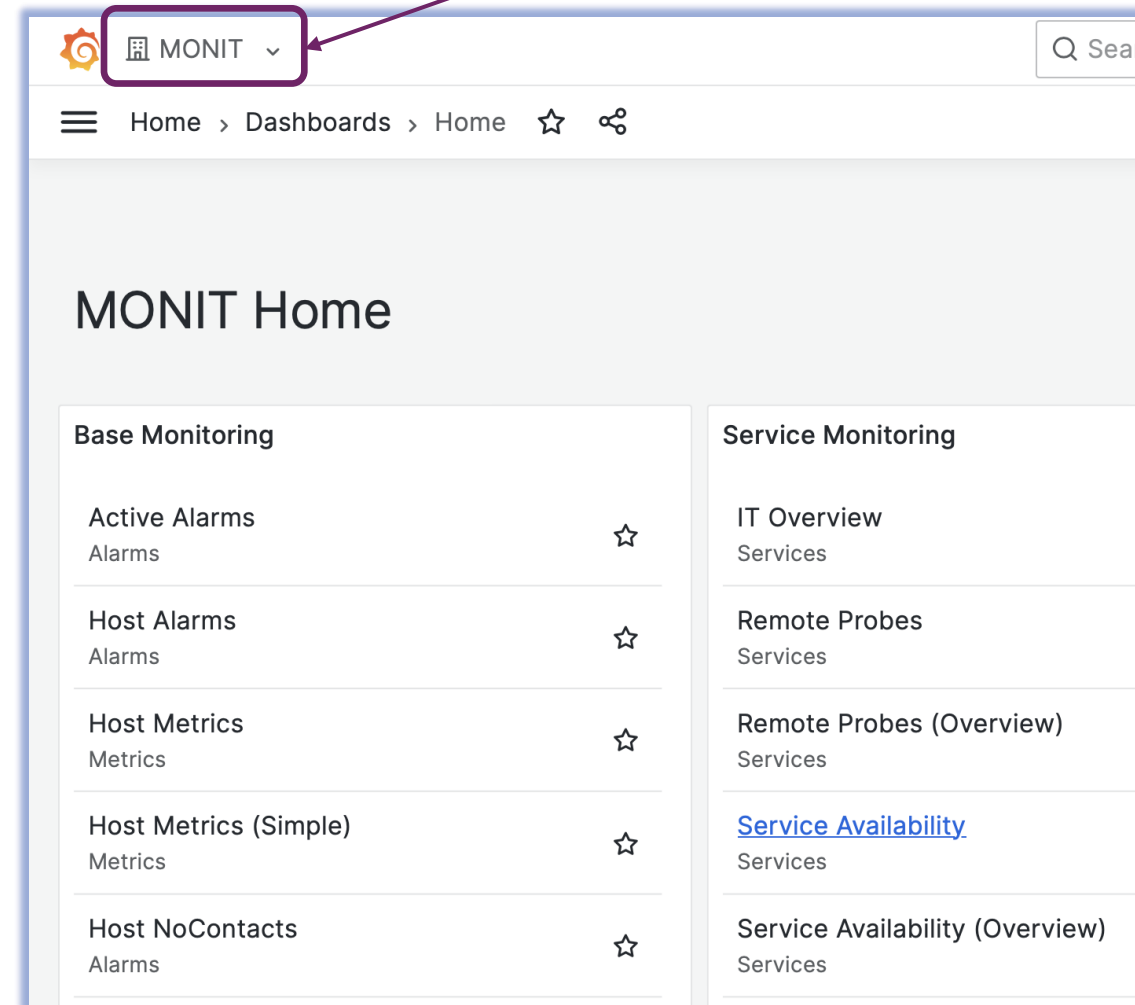


Provides single instance Grafana experience into the multi-instance one.












Users can switch between different organizations they have access to

Organizations List



Grafana

User Roles

Privileges	Administrator	Editor	Viewer
Read-Only access to Folders and Dashboards			
Create/Edit Folders, Dashboards and Alerts			
Administrate Data Sources, Users, Teams, Organization Preferences			

MONIT Grafana

User Management




Integrated with CERN Single Sign On
Available for all SSO users



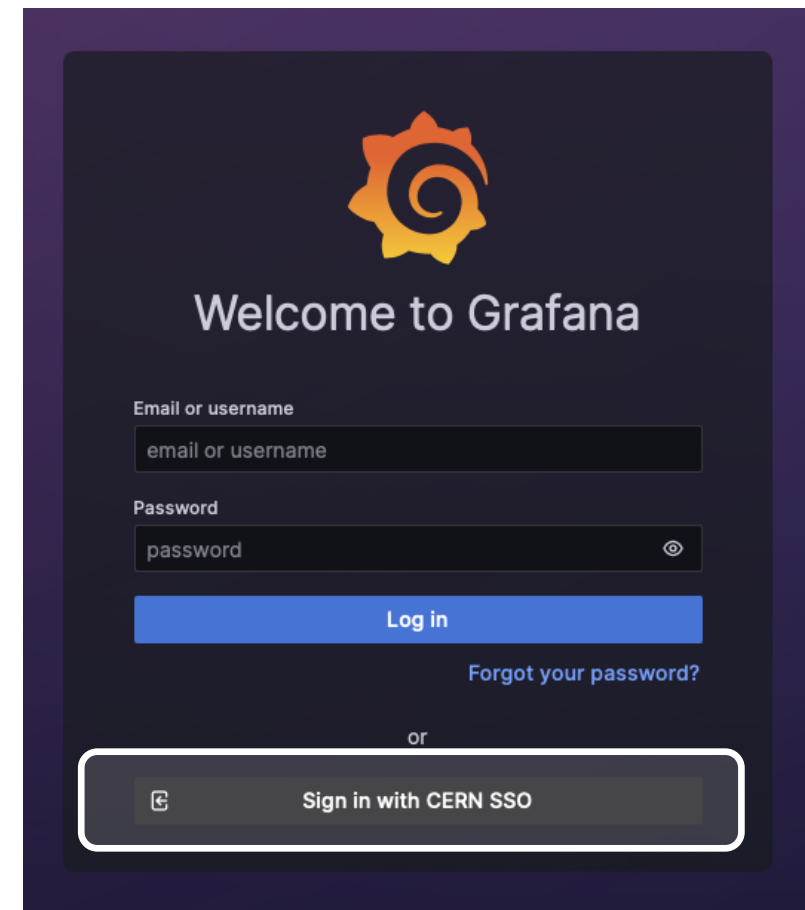
New users land in the **WELCOME Organization**



Synchronization process grants “Viewer” access to different organizations based on Organization Access Level



Users removed if being inactive for 12 months



MONIT Grafana

Organizations Access Levels



Public

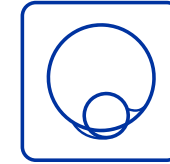
All Grafana users are granted Viewer access



Private

Grafana users are NOT granted access automatically

Only Organization Admin is managing users



CERN Only

Only @cern.ch users are granted access

Other users can be added by Admin manually

Grafana Teams

Makes it easy to organize and administer groups of users in your Organization

Allows to grant permissions to a group of users instead of granting permissions to individual users one at a time

Team Sync with auth providers available only in Grafana Enterprise

The screenshot shows the Grafana administration interface. The top navigation bar includes a settings icon, 'IT SPQ', and a search bar with 'cmd+k' shortcut. The breadcrumb trail is 'Home > Administration > Teams'. The left sidebar contains 'Administration', 'Plugins', 'Users', 'Teams' (highlighted), 'Service accounts', and 'Default preferences'. The main content area is titled 'Teams' and describes them as 'Groups of users that have common dashboard and permission needs'. A search bar for teams is present. A list of teams is shown with their names and icons: IT_CA, IT_CD, IT_CS, IT-CSO, IT_DA, IT_PW, and IT_SD. A modal window titled 'Manage permissions' is open for the 'IT-DA' team. It displays a warning: 'This will change permissions for this folder and all its descendants. In total, this will affect: 6 items: 1 folder, 5 dashboards'. Below this is an 'Add a permission' button and a table of permissions for roles, users, and teams.

Role	Permission
Admin	Admin
Editor	Edit
Viewer	View

User	Permission
maria.arsuaga.rios@cern.ch	Admin

Team	Permission
IT_DA	Edit

Teams CERN e-groups Integration

Overview



Links Grafana Team to a CERN e-group



All CERN e-group members are continuously synced to the Grafana Team



Teams could be configured independently of the Organization Access Level
All levels support it!



Teams intended for small or medium sized group of people! (e.g. Editor role purpose)
They complement and DO NOT replace Organization Access Levels!

In Production since 10th July 2024 **[OTG0150699]**

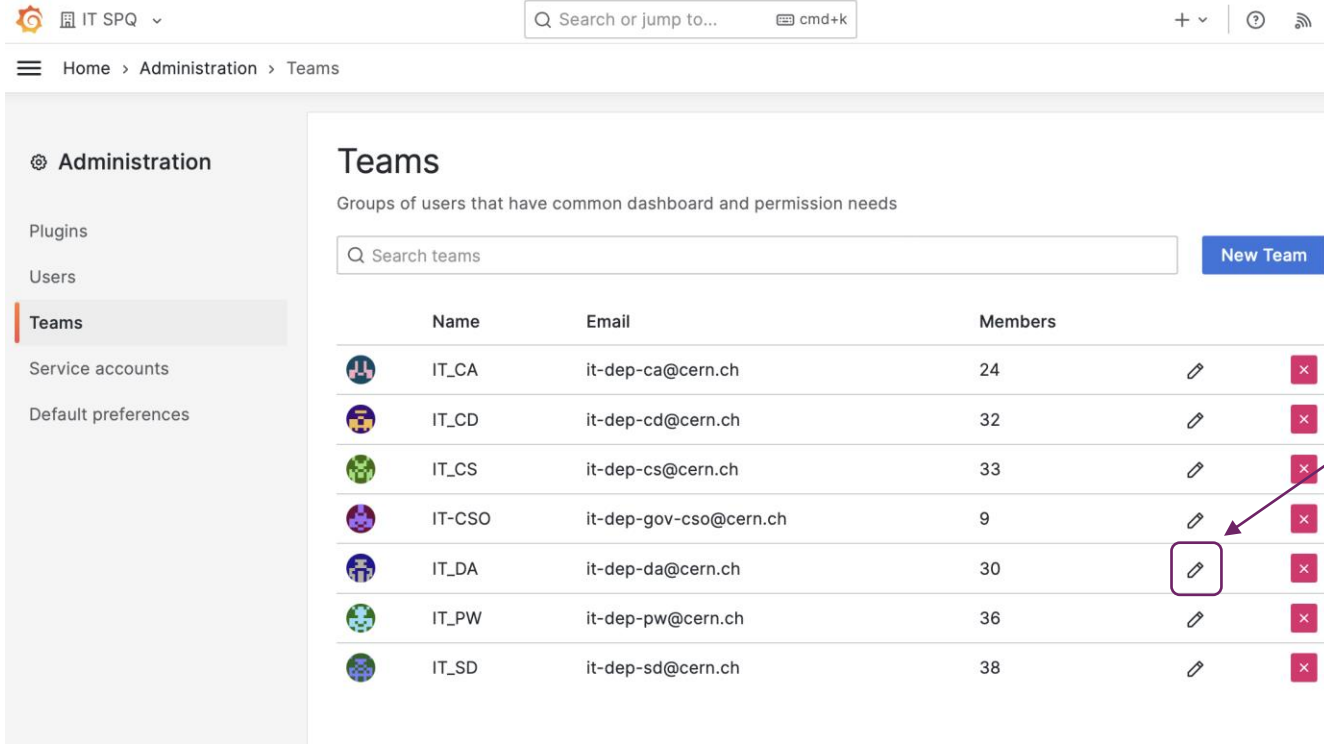
Teams CERN e-groups Integration

Synchromization Actions

e-group action	Team	Organization
Add member	Add member if valid Grafana user	Add user to Organization if not there yet
Remove member	Remove member	Do not remove the user by default Can be configured with “Teams” Access Level (more details later)
Initial / Regular Synchronization (no e-group action)	All Team members are aligned in case of differences due to manual intervention: <ul style="list-style-type: none">removed members are addedadded members are removed if not in the e-group	Add user to Organization if missing

Teams CERN e-groups Integration

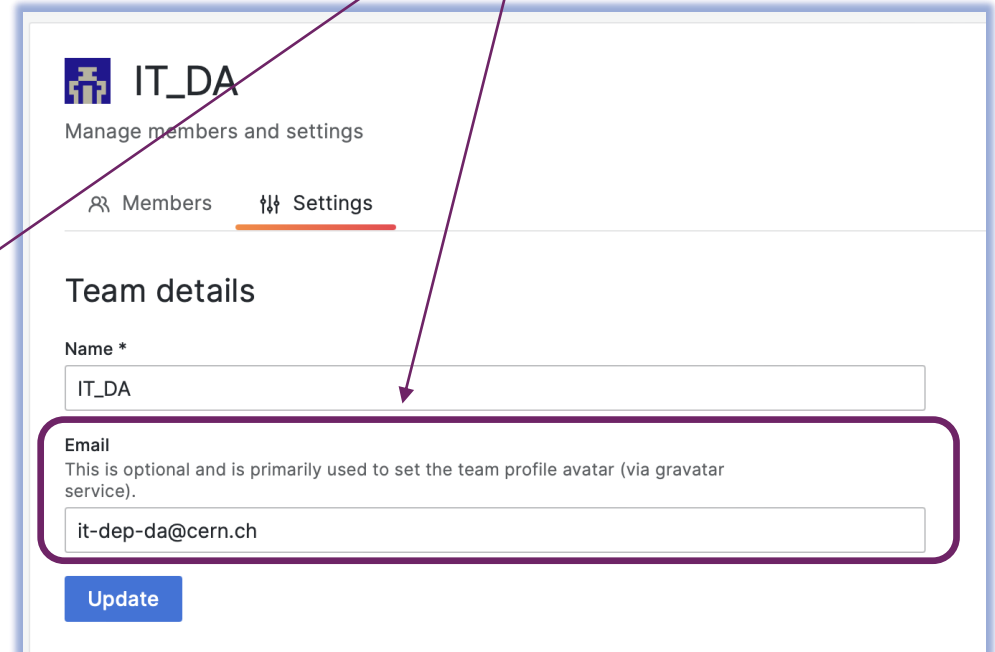
Configuration



The screenshot shows the Grafana Administration interface. The left sidebar contains navigation options: Administration, Plugins, Users, Teams (highlighted), Service accounts, and Default preferences. The main content area is titled 'Teams' and includes a search bar and a 'New Team' button. Below is a table listing various teams with their names, email addresses, and member counts.

Name	Email	Members		
IT_CA	it-dep-ca@cern.ch	24		
IT_CD	it-dep-cd@cern.ch	32		
IT_CS	it-dep-cs@cern.ch	33		
IT-CSO	it-dep-gov-cso@cern.ch	9		
IT_DA	it-dep-da@cern.ch	30		
IT_PW	it-dep-pw@cern.ch	36		
IT_SD	it-dep-sd@cern.ch	38		

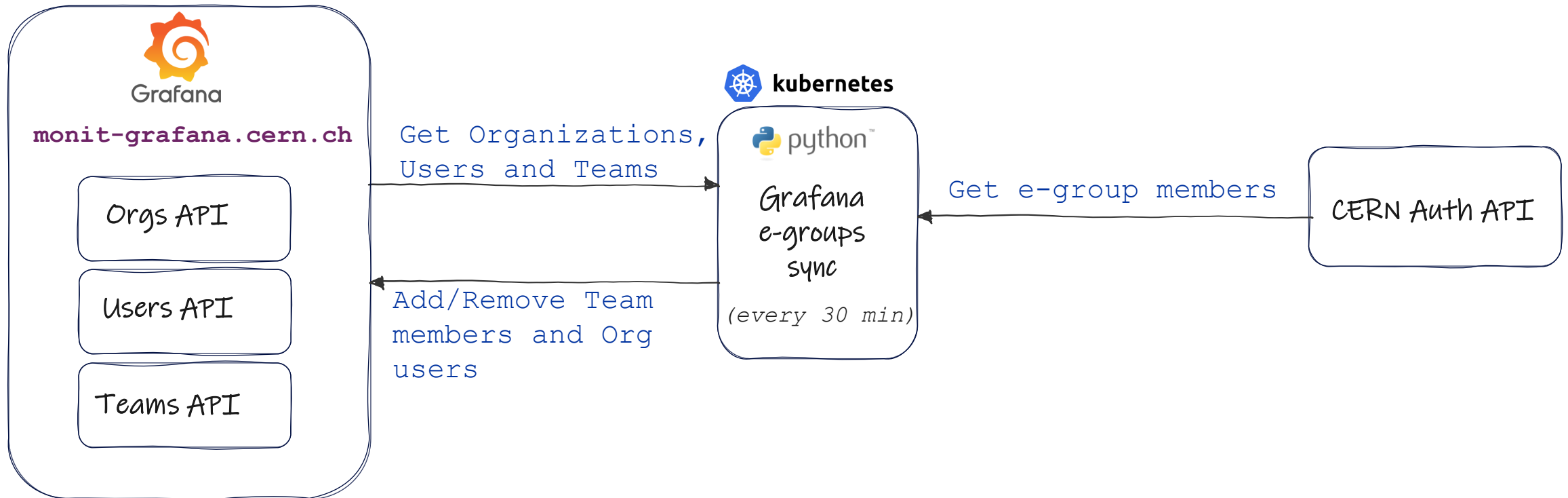
As simple as setting Team Email pointing to a valid CERN e-group



The screenshot shows the 'IT_DA' team settings page. It includes a search bar, a 'New Team' button, and a table of teams. The 'IT_DA' row is highlighted, and an arrow points to the edit icon. The 'Team details' section shows the 'Name' field set to 'IT_DA' and the 'Email' field set to 'it-dep-da@cern.ch'. The 'Email' field is highlighted with a red box, and an arrow points to it from the text above. The 'Update' button is visible at the bottom.

Teams CERN e-groups Integration

Synchronization Job



MONIT Grafana

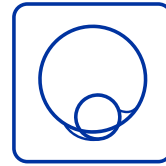
NEW Organization Access Level



Public



Private



CERN Only



Teams Only

MONIT Grafana

Teams Only Access Level



Users are granted access only if members of a Team



Users removed from the Organization if not members of any Team



Intended for “private” like organizations
(small to medium sized teams)

Summary



Grafana Organizations provides you with isolation and control over your resources



Grafana Teams makes it easy to organize and grant permissions to group of people



MONIT Grafana Teams provide integration with CERN e-groups

Thank you for the!

Q & A



home.cern