

H8: DRD6 IDEA DRC (Korean Team)

Seungkyu Ha (Yonsei Univ.)

On behalf of the Korea Dual-Readout Calorimeter Collaboration (DRD6
IDEA DRC Korea Group)

Aug. 15, 2024

DRD6 IDEA DRC Korean Team

- We have installed our calorimeter modules on the sapphire table. We also installed the DAQ system. Beam pipe also installed yesterday.



- We requested an electron hadrons muons beam, and Maarten provided beam profile files last night. Thank you Maarten!
- Patrol training was done and we have requested a safety check, which will be done today (we are updating our configurations, 2PM)
- After safety check, we will start our test beam programs!

Backup

Introduction: DRD6 IDEA DRC Korean Team



- The **DRD6 IDEA DRC** team aims to research and develop a dual-readout calorimeter for Future colliders (FCC-ee and so on). The DRD6 IDEA DRC team is composed of teams from Korea, Italy, and the USA
- **The DRD6 IDEA DRC Korean Team has been conducting test beams since 2022.** In 2022, they conducted test beams at SPS (H8), and in 2023, they performed test beams at PS (T9)

2022 Aug. Test Beam



2023 Jul. Test Beam



- During the upcoming test period (Week 32 to 35), **the Korean team will be a main user during Week 33 and 34**, and will share the **Week 32 with EU team for various experimental setup tests**


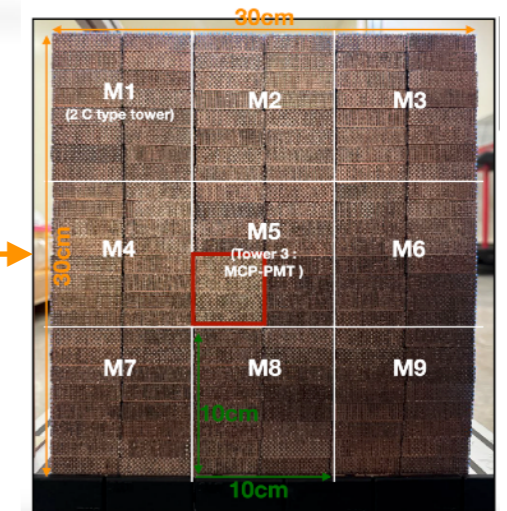

Plans of Korea Team

- Weekly plan

Week	Description	Details
32	Install detector and DAQ system	Install auxiliary detectors(DWC, trigger, Cerenkov counter PS, Neutron counter, tail counter, Moun counter) & DRC modules & setup DAQ system - Test DAQ & modules with parasitic beam
33	Perform main test beam programs	- Calibration & EM performance & Hadronic performance and so on
34	Perform main test beam programs	- Calibration & EM performance & Hadronic performance and so on


Detector Setup for Korean Team

- The DRD6 IDEA DRC Korean team newly built full-size prototype detector
- Our detector modules will be placed on the sapphire table
- The DAQ system will be installed behind the concrete block located at the rear of the sapphire table
- The auxiliary detectors (DWC, Triggers, Cerenkov counters, and Preshower detector and so on) will be placed in front of our module
- Beam pipe will be placed in front of auxiliary detectors



Detector Configuration

- The DRD6 IDEA DRC Korean team aims to research and develop a dual-readout calorimeter. The dual-readout calorimeter consists of copper and two types of optical fibers
 - Our detector is composed of 9 modules
 - Dimension: **30 cm X 2.5 M** ($10 \lambda_{int}$)
 - Weight: **1.2 t**
 - Detector already arrived at CERN (Jul. 9th)




Side view



Readout:

We plan to primarily use PMT (R11265-100), and we will use MCP-PMT (XP85012, XP85112) for M5



Test Beam Programs

- We primarily aim to verify the calibration and the electromagnetic (EM) and hadronic performance of detector. Additionally, we intend to conduct various other programs.
 - Physics programs:
 - **Calibration** with 20GeV electron beam
 - **The EM performance**: the energy scan & the uniformity scan
 - **The Hadronic performance**
 - pions and jets (20 ~ 120 GeV)
 - protons (20 ~120 GeV) without interaction target
 - **Additional programs**
 - positron resolution measurement & position scan (using MCP-PMT, SiPM)
 - particle identification
 - lateral shower profile measurement
 - light attenuation measurement (pions)
 - Time resolution with the towers that MCP-PMT's and SiPM were equipped
 - 3D shower reconstruction
 - Fiber type test

Requirements

- **Beam requirement:**

- Electron(positron) beams : 6, 10, 20, 30, 40, 60, 80, 100, 120 GeV
- Pion beams : 20, 40, 60, 80, 100, 120 GeV
- Proton beams : 20, 40, 60, 80, 100, 120 GeV

- **Auxiliary detectors:**


- Two delay wire chambers
- Cherenkov counters (XCET) :
 - 2 counters (August 7 to 28)
 - Gas: helium gas
 - Analog signals to acquisitive with our DAQ system (experimental area)

Setup for TB2022


- Delay wire chamber: x,y position measurement



- T1T2+veto: trigger

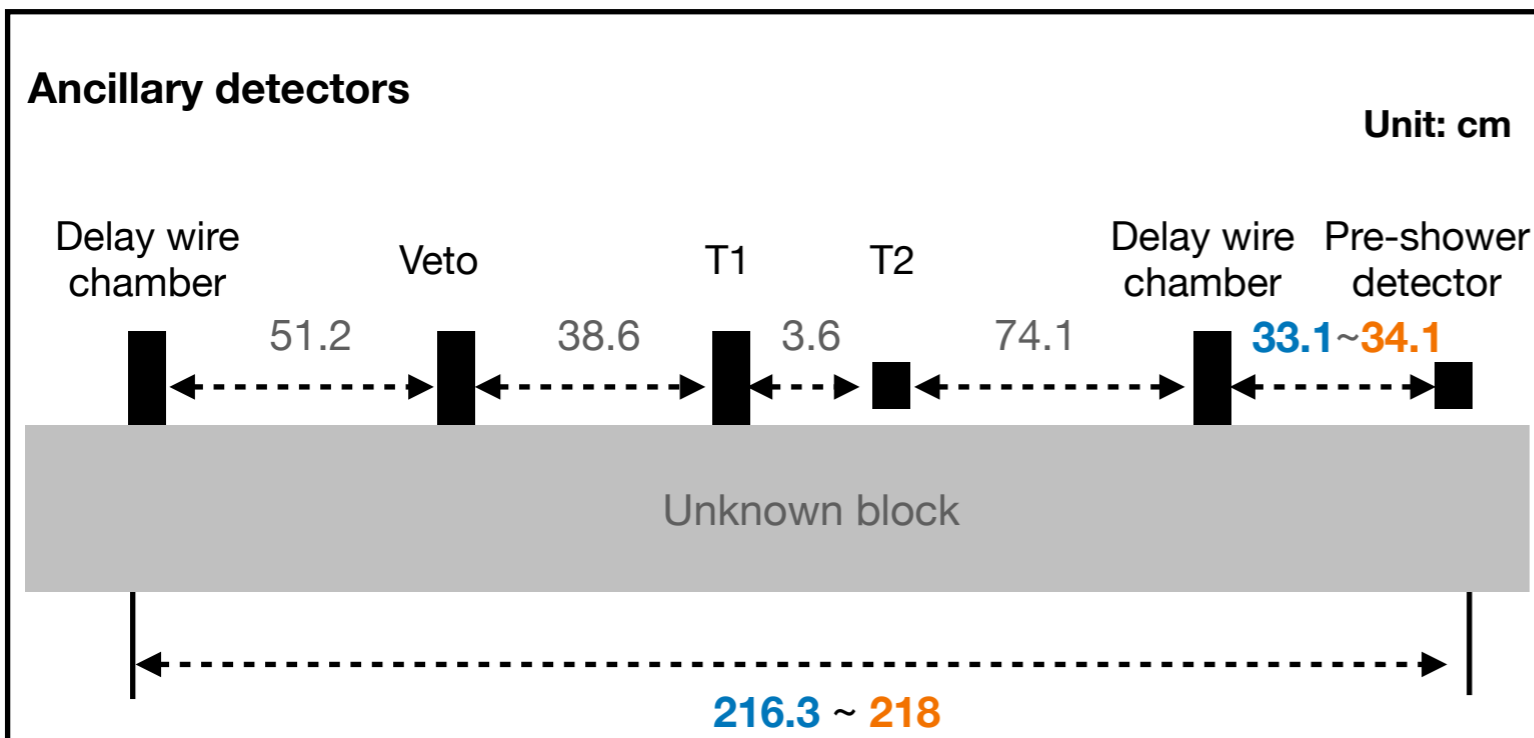




- Pre-shower detector: for obtaining various types of particles by shower



- Tale catcher: to detect particles that are through the DRC

- Muon counter: to detect muon



Physics Programs

- 36 tower calibration with 20 GeV (or 40 GeV) electrons (0 deg. (rotation angle), 0 deg. (tilting angle))
- The EM performance
 - the energy scan (6, 10, 20, 30, 40, 60, 80, 100, 120 GeV) (1.5 deg., 1.0 deg.)
 - the uniformity scan with 9 points (0 deg., 0 deg.)
- The Hadronic performance (all runs with the interaction target)
 - pions and jets (20, 40, 60, 80, 100, 120 GeV) (0 deg., 0 deg.) and (1.5 deg., 0 deg)
 - protons (20, 40, 60, 80, 100, 120 GeV) without interaction target (0 deg., 0 deg.) and (1.5 deg., 0 deg)
- Additional programs
 - positron resolution measurement with electrons of 10, 20, 40, 60, 80, 100, 120 GeV (0, 0 deg.)
 - the center of the matrix
 - MCP-PMT, SiPM
 - position scan (from the center of a tower to another center of a neighbor tower) with electrons
 - particle identification (e, mu, pi) - 20, 60, 100, 120 GeV (MCP-PMT, Square PMT, SiPM)
 - lateral shower profile measurement with pions (60 GeV)
 - shower axis: the center tower, the upper left or right corner of the matrix
 - light attenuation measurement (pions)
 - Time resolution with the towers that MCP-PMT's and SiPM were equipped
 - 3D shower reconstruction
 - Fiber type test (PMT equalization with LED (must equalize PMT's with the integrated charge))