



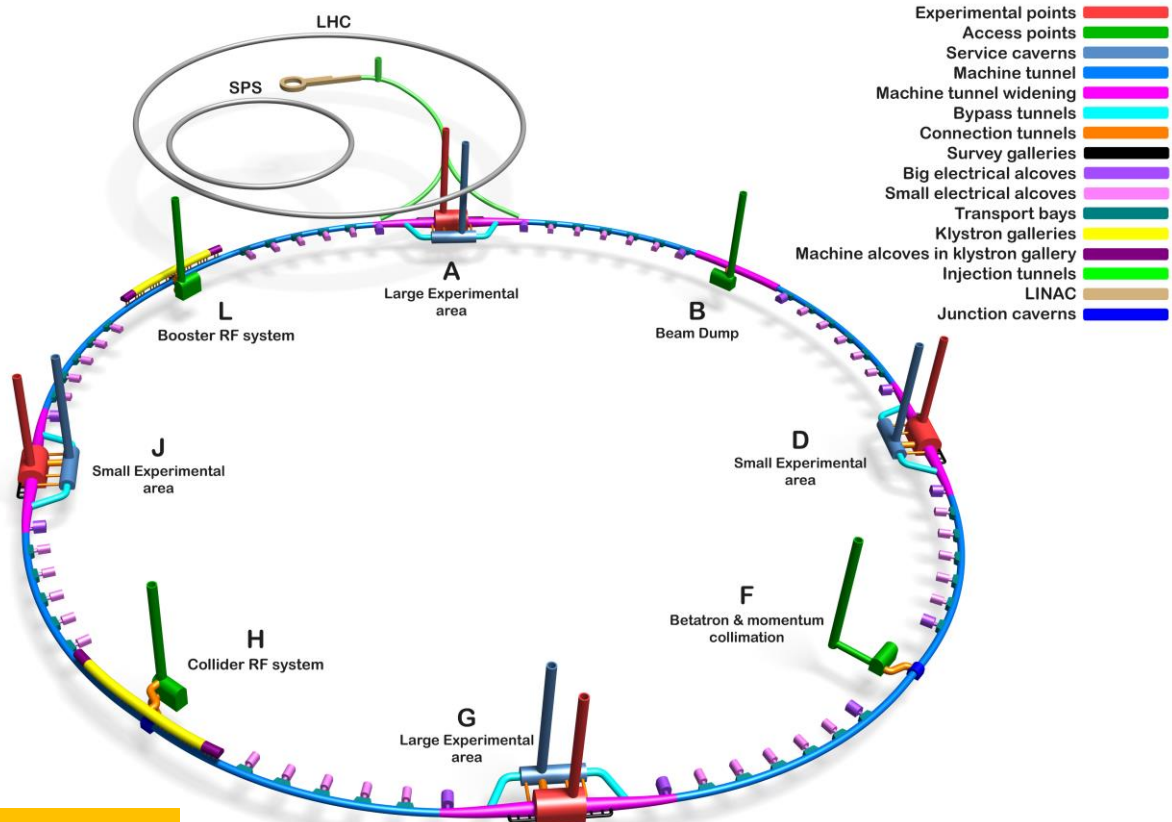
3D INTEGRATION MODELS FOR THE EXPERIMENTAL AREAS

FCC-ee Underground Structure Overview

Integration study of Underground structure at point A (ST1874371_01.a05)

Integration study of Underground structure at point D (ST1914309_01.a01)

FCC-ee Schematic 3D layout



Courtesy A. Navascues Cornago

[Not to scale]

FCC-ee Underground Structure at point A

Connection tunnel \varnothing 5.5m (SC to MT)

Evacuation tunnel \varnothing 3m

Service Shaft \varnothing 18.2m

Connection tunnel \varnothing 10m (SC to EC)

Experimental Shaft \varnothing 18m

Experiment Cavern (35 x 66m)


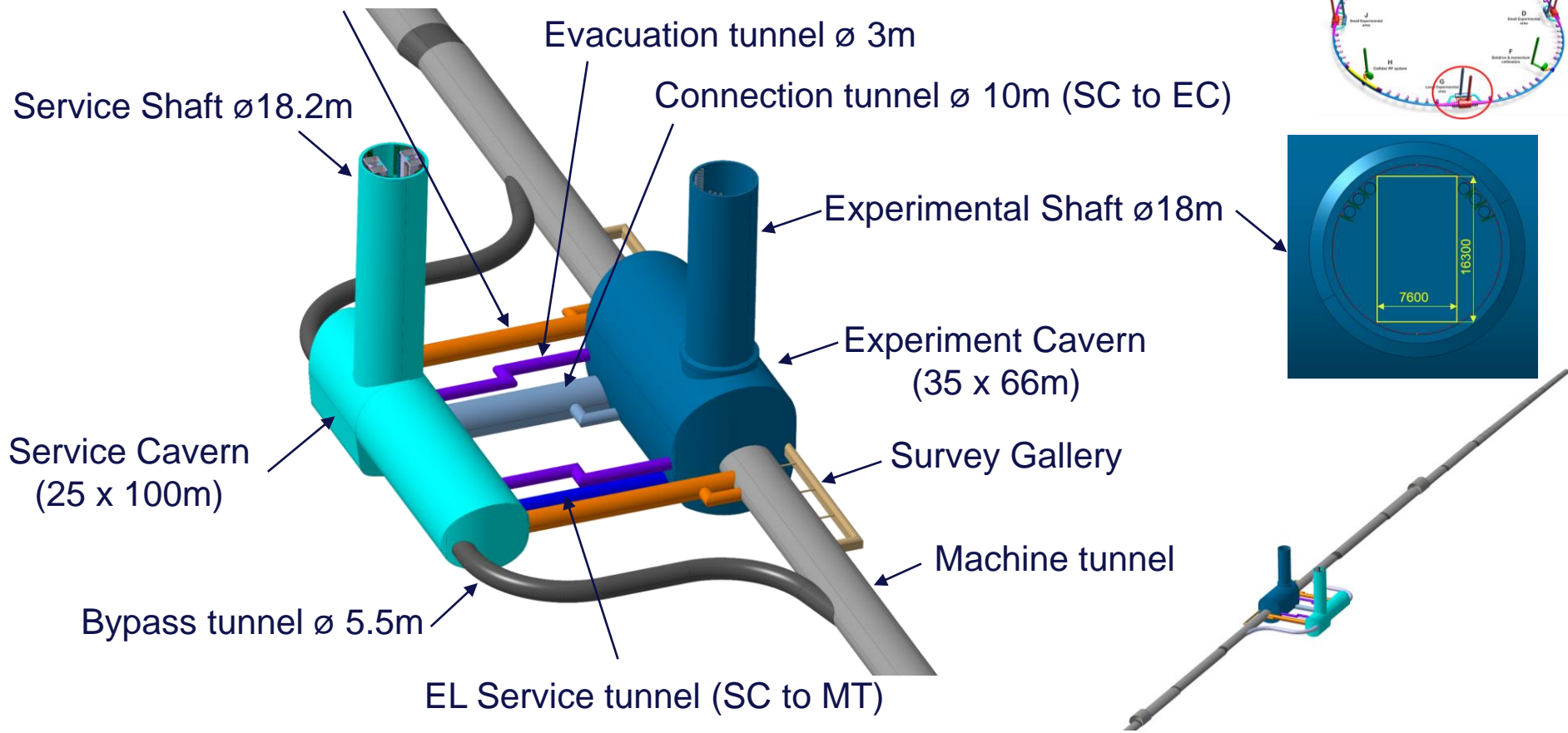
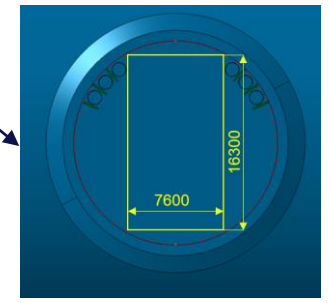
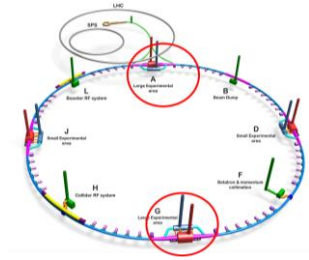
Service Cavern (25 x 100m)

Survey Gallery

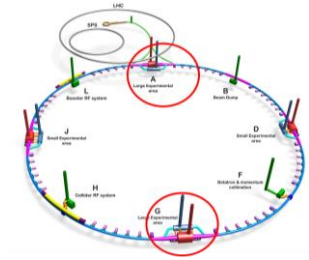
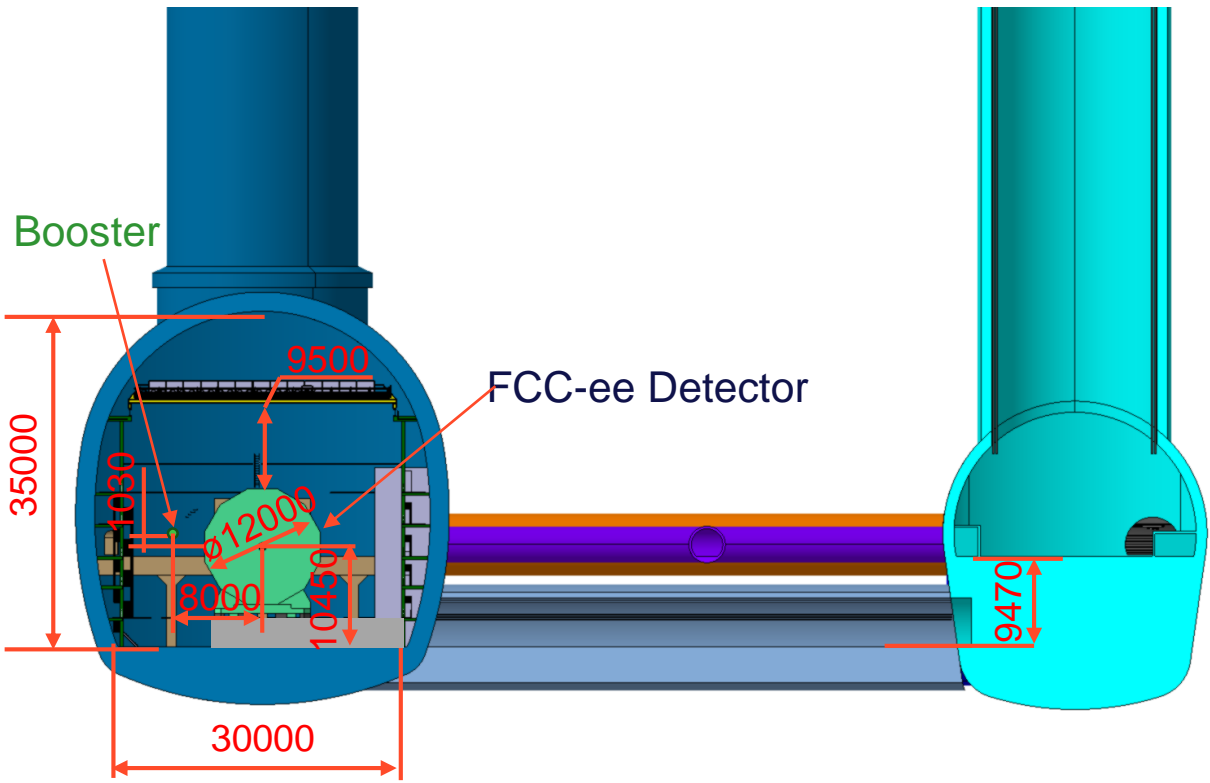
Machine tunnel

Bypass tunnel \varnothing 5.5m

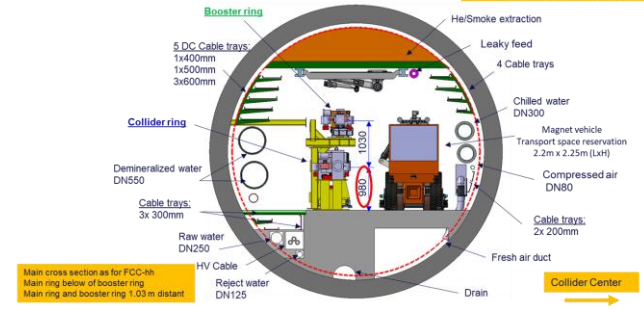
EL Service tunnel (SC to MT)



FCC-hh Underground Structure at point A



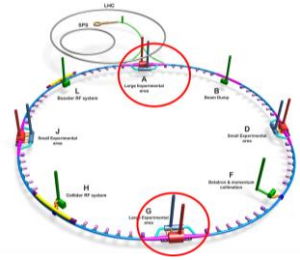
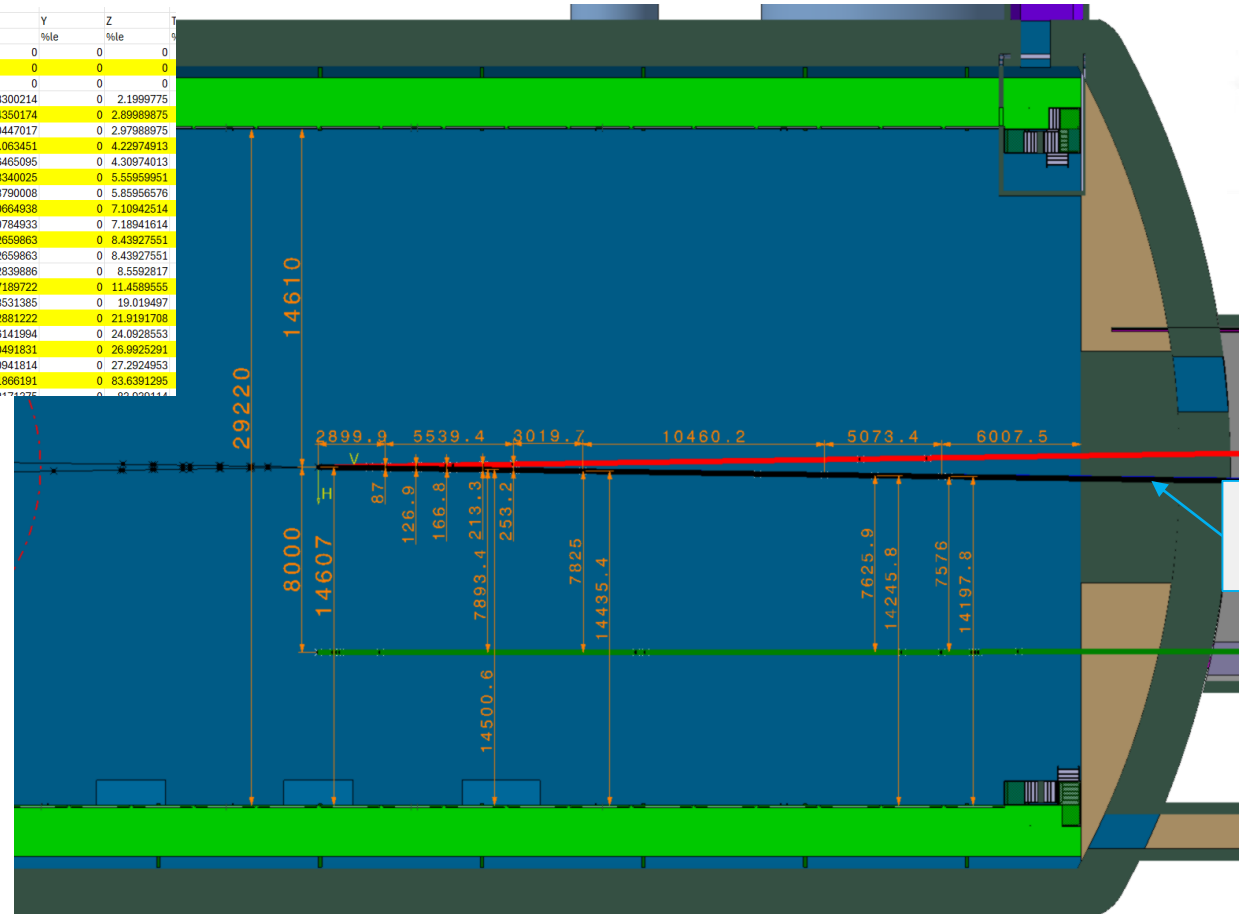
Integration of FCC-ee machine elements (regular arc) Machine tunnel 5.5m in diameter



Main cross section as for FCC-hh
 Main ring below of booster ring
 Main ring and booster ring 1.03 m distant

FCC Underground Structure at point A

NAME	KEYWORD	S	L	ANGLE	X	Y	Z
%s	%e	%e	%e	%e	%e	%e	%e
FCCEE_P_RINC	MARKER	0	0	0	0	0	0
IP.1	MARKER	0	0	0	0	0	0
IPA	MARKER	0	0	0	0	0	0
DRIFT_0	DRIFT	2.20022502	2.20022502	0	0.03300214	0	2.1999775
QC1R1.1	QUADRUPOLE	2.90022502	0.7	0	0.04350174	0	2.89989875
DRIFT_1	DRIFT	2.98022502	0.08	0	0.0447017	0	2.97988975
QC1R2.1	QUADRUPOLE	4.23022502	1.25	0	0.063451	0	4.22974913
DRIFT_2	DRIFT	4.31022502	0.08	0	0.06465095	0	4.30974013
QC1R3.1	QUADRUPOLE	5.56022502	1.25	0	0.08340025	0	5.55959951
DRIFT_3	DRIFT	5.86022502	0.3	0	0.08790008	0	5.85956576
QC2R1.1	QUADRUPOLE	7.11022502	1.25	0	0.10664938	0	7.10942514
DRIFT_4	DRIFT	7.19022502	0.08	0	0.10784933	0	7.18941614
QC2R2.1	QUADRUPOLE	8.44022502	1.25	0	0.12659863	0	8.43927551
PQC2RE.1	MARKER	8.44022502	0	0	0.12659863	0	8.43927551
DRIFT_5	DRIFT	8.56024471	0.12001969	0	0.12839886	0	8.5592817
QC0.1	QUADRUPOLE	11.4602447	2.9	0	0.17189722	0	11.4589555
DRIFT_6	DRIFT	19.0216369	7.56139222	0	0.28531385	0	19.019497
QC3.1	QUADRUPOLE	21.9216369	2.9	0	0.32881222	0	21.9191708
DRIFT_7	DRIFT	24.095566	2.17392908	0	0.36141994	0	24.0928553
QC4.1	QUADRUPOLE	26.995566	2.9	0	0.40491831	0	26.9925291
DRIFT_8	DRIFT	27.295566	0.3	0	0.40941814	0	27.2924953
BC1.1	RBEND	83.6467184	56.3511524	0.00482702	1.11896191	0	83.6391295

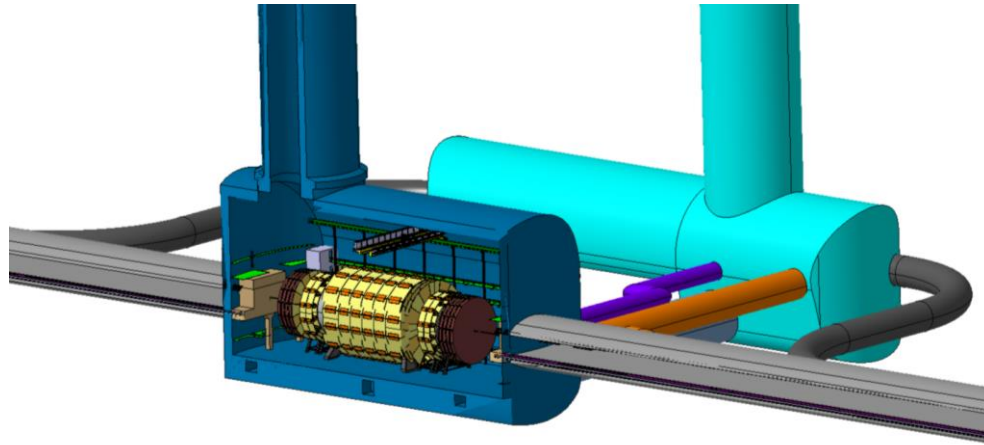
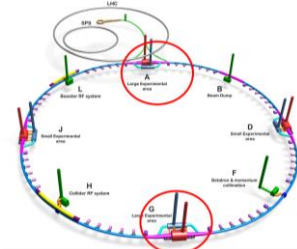


E+

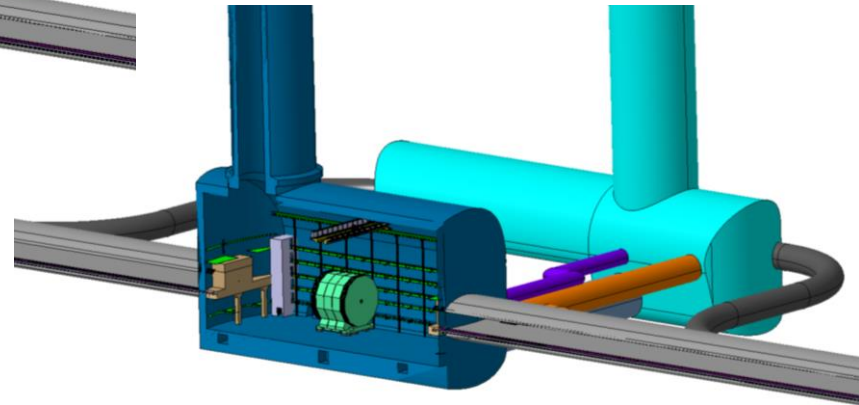
E-
Beamstrahlung

Booster

FCC Underground Structure at point A



FCC-hh



FCC-ee

FCC Underground Structure at point D

Connection tunnel \varnothing 5.5m (SC to MT)

Evacuation tunnel \varnothing 3m

Service Shaft \varnothing 18.2m

Connection tunnel \varnothing 10m (SC to EC)

Experimental Shaft \varnothing 15m

Experiment Cavern (25 x 66m)

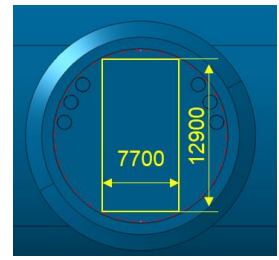
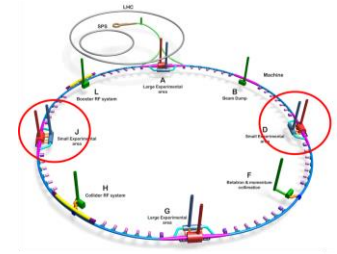
Service Cavern (25 x 100m)

Survey Gallery

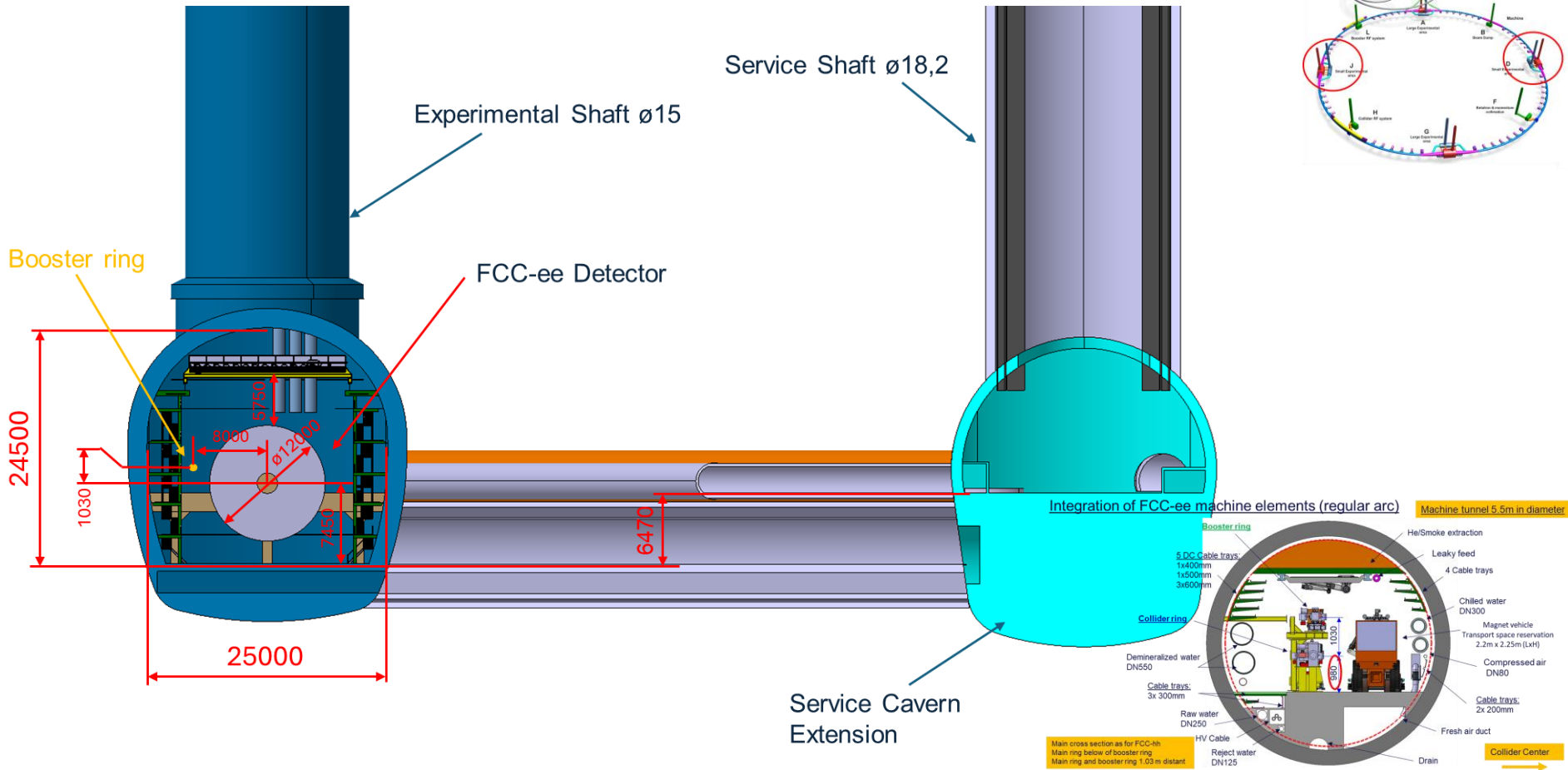
Machine tunnel

Bypass tunnel \varnothing 5.5m

EL Service tunnel (SC to MT)

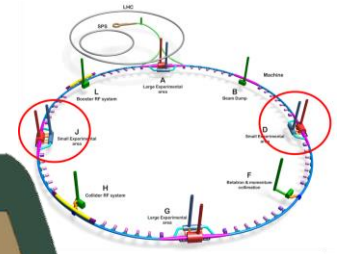
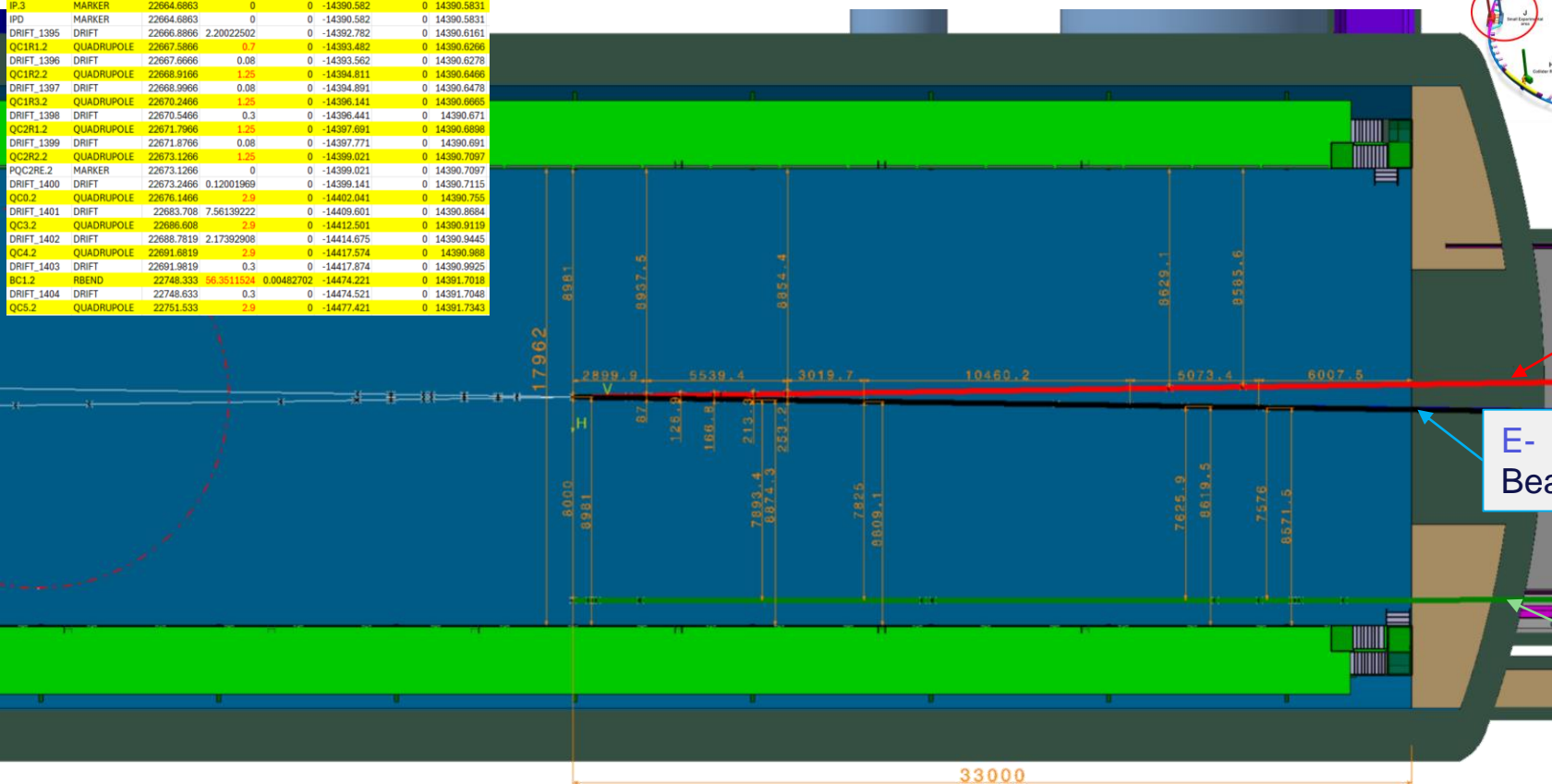


FCC-ee Underground Structure at point D



FCC Underground Structure at point D

NAME	KEYWORD	S	L	ANGLE	X	Y	Z
IP.3	MARKER	22664.6863	0	0	-14390.582	0	14390.5831
IPD	MARKER	22664.6863	0	0	-14390.582	0	14390.5831
DRIFT_1395	DRIFT	22666.8866	2.20022502	0	-14392.782	0	14390.6161
QC1R1.2	QUADRUPOLE	22667.8868	3.7	0	-14393.482	0	14390.6296
DRIFT_1396	DRIFT	22667.6666	0.08	0	-14393.562	0	14390.6278
QC1R2.2	QUADRUPOLE	22668.9166	1.25	0	-14394.811	0	14390.6466
DRIFT_1397	DRIFT	22668.9966	0.08	0	-14394.891	0	14390.6478
QC1R3.2	QUADRUPOLE	22670.2466	1.25	0	-14396.141	0	14390.6665
DRIFT_1398	DRIFT	22670.5466	0.3	0	-14396.441	0	14390.671
QC2R1.2	QUADRUPOLE	22671.7966	1.25	0	-14397.691	0	14390.6898
DRIFT_1399	DRIFT	22671.8766	0.08	0	-14397.771	0	14390.691
QC2R2.2	QUADRUPOLE	22673.1266	1.25	0	-14399.021	0	14390.7097
PQC2R2.2	MARKER	22673.1266	0	0	-14399.021	0	14390.7097
DRIFT_1400	DRIFT	22673.2466	0.12001969	0	-14399.141	0	14390.7115
QC0.2	QUADRUPOLE	22676.1466	2.9	0	-14402.041	0	14390.755
DRIFT_1401	DRIFT	22683.708	7.56139222	0	-14409.601	0	14390.8684
QC3.2	QUADRUPOLE	22686.808	2.9	0	-14412.501	0	14390.9119
DRIFT_1402	DRIFT	22688.7819	2.17392908	0	-14414.675	0	14390.9445
QC4.2	QUADRUPOLE	22691.9819	2.9	0	-14417.574	0	14390.988
DRIFT_1403	DRIFT	22691.9819	0.3	0	-14417.874	0	14390.9925
BC1.2	RBEND	22748.333	96.3511534	0.00482702	-14474.221	0	14391.7018
DRIFT_1404	DRIFT	22748.633	0.3	0	-14474.521	0	14391.7048
QC5.2	QUADRUPOLE	22751.533	2.9	0	-14477.421	0	14391.7343

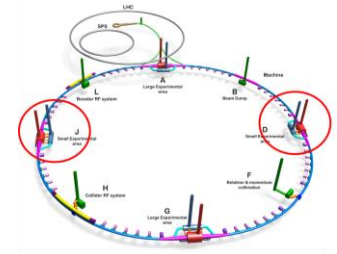
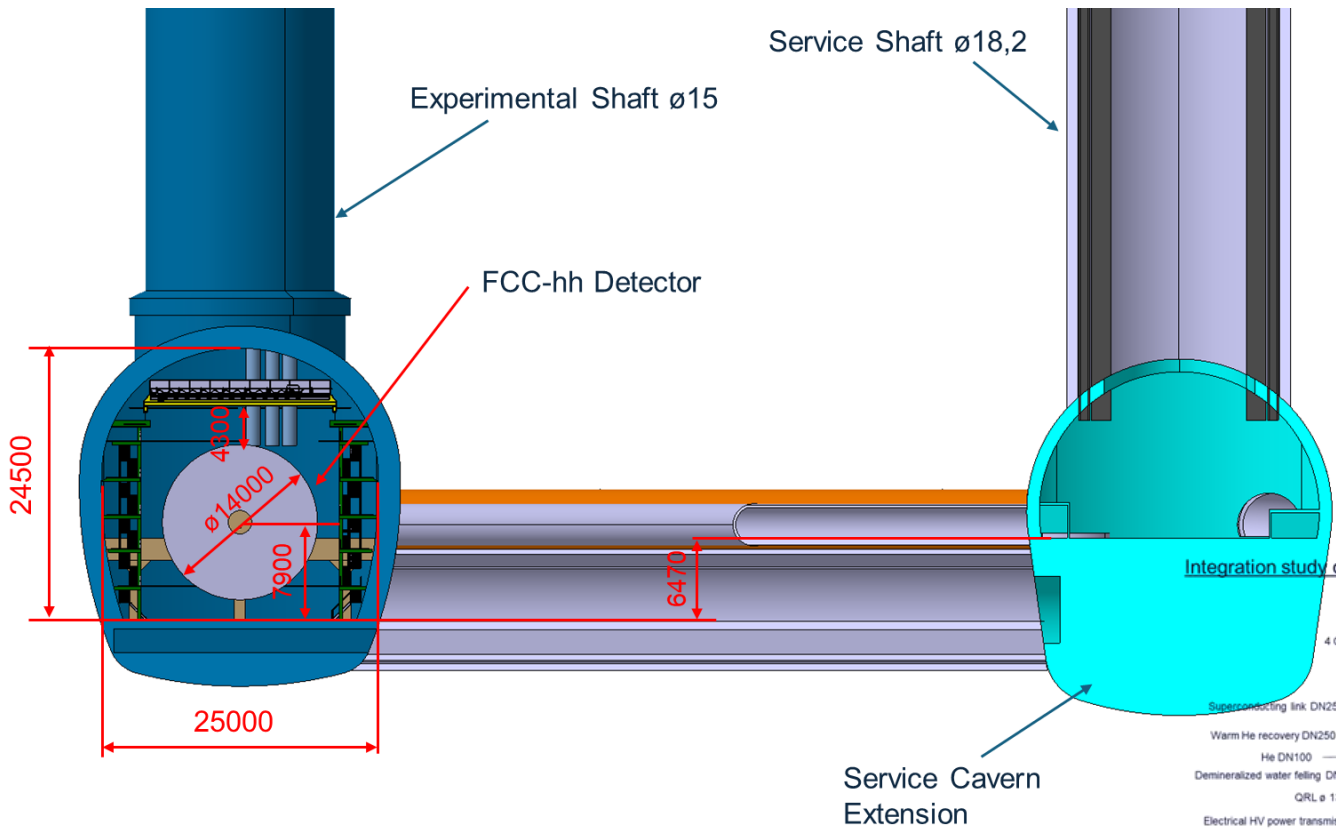


E+

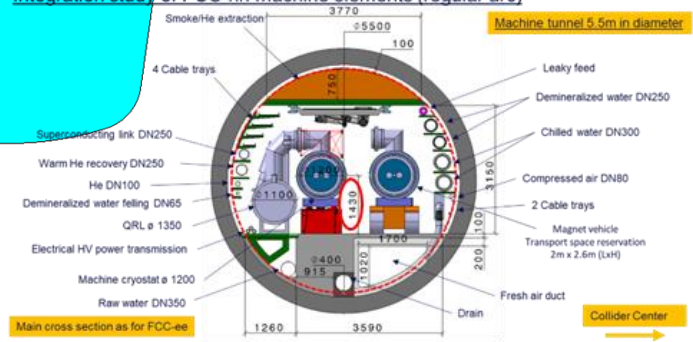
E-
Beamstrahlung

Booster

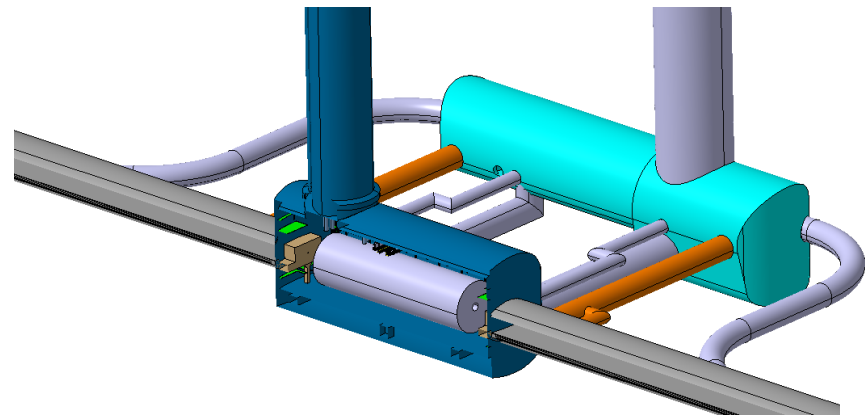
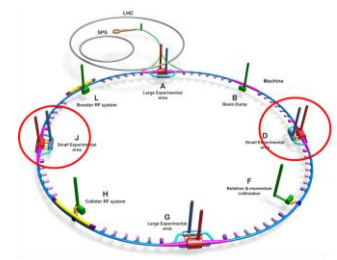
FCC-hh Underground Structure at point D



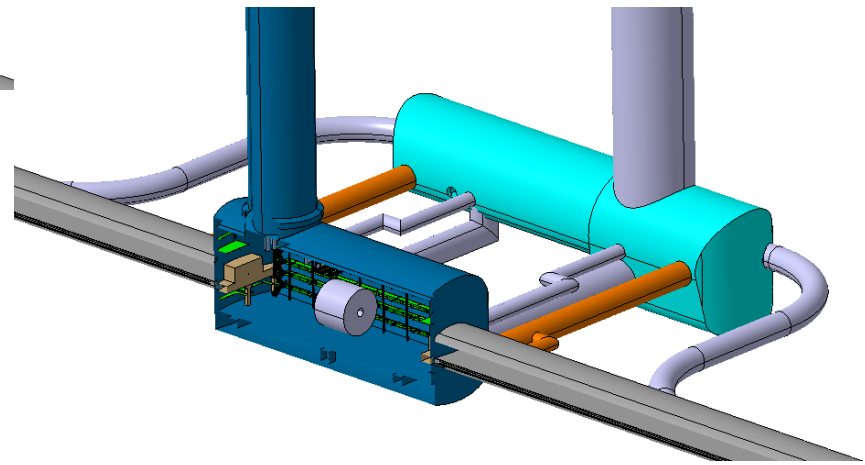
Integration study of FCC-hh machine elements (regular arc)



FCC Underground Structure at point D



FCC-hh



FCC-ee



Thank you
for your attention.