



# Electromagnetic interactions and transport of charged particles ( $e^-$ , $e^+$ , muons, charged hadrons, ions)

Overview of lepton and photon interactions

Transport of charged particles

Particle transport and delta-ray-production thresholds (exercise!)

# EM process overview

- **Elastic scattering of charged particles on screened electrostatic potential of target atoms (Coulomb scattering):**
  - Condensed multiple Coulomb scattering
  - Single scattering
- **Collisions of charged particles with target electrons:**
  - Continuous energy loss along a particle step: stopping power ( $dE/dx$ ) description + fluctuations
  - Discrete energy losses (delta ray production)
- **Radiative losses (Bremsstrahlung)**
- **Ions:**
  - Corrections in the stopping power: effective charge, Mott correction, *etc.*
  - Additional EM processes: direct  $e^-/e^+$  pair production, electromagnetic dissociation.
- **Muons:** + Pair production, photonuclear reaction, muon capture.
- **Positrons:** + annihilation in flight
- **Photons:** Rayleigh+Compton scattering, photo-absorption, pair production, photonuclear reactions, muon pair production.

# Photon and $e^\pm$ interactions in FLUKA

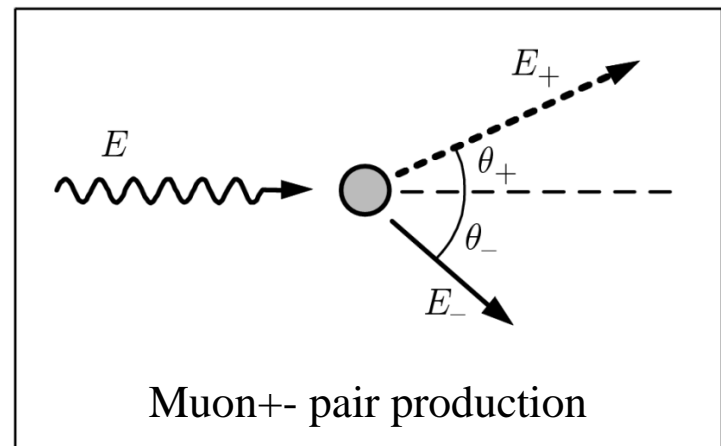
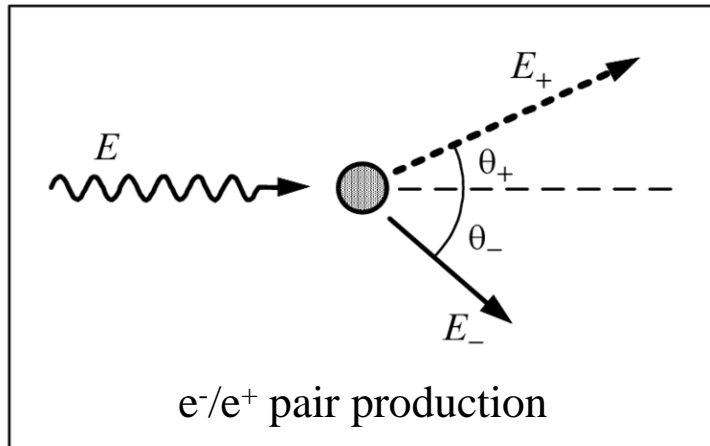
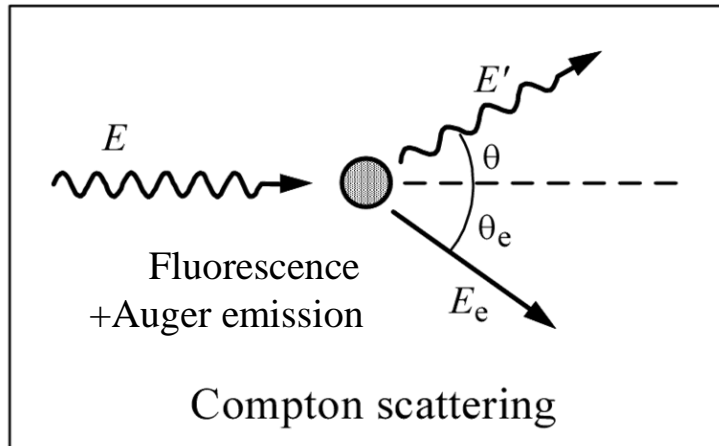
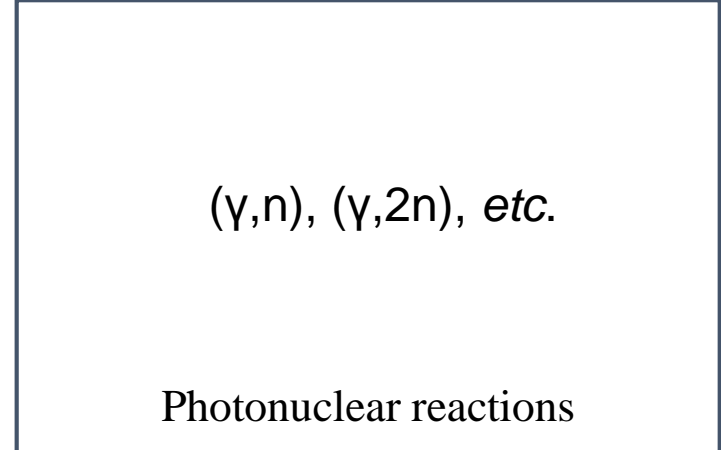
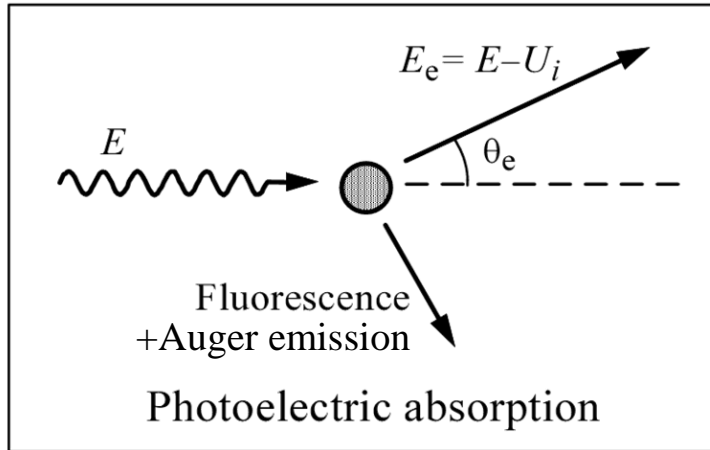
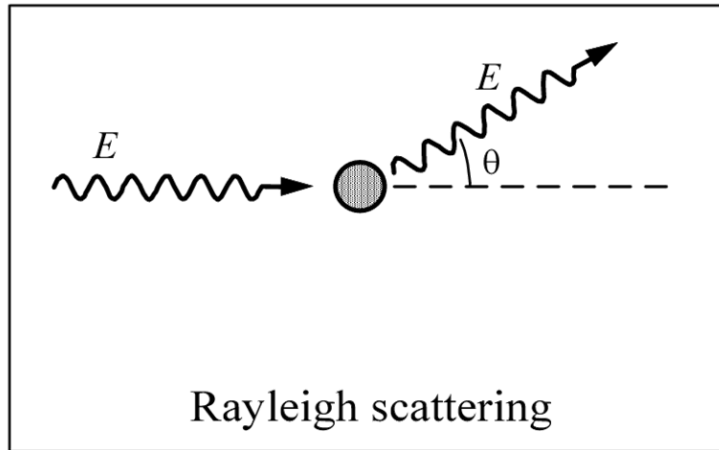
# Photon and $e^\pm$ interactions in FLUKA

- FLUKA's  $e^\pm$  and  $\gamma$  physics package (EMF) is already enabled with most **DEFAULTS** except: EET-TRAN, NEUTRONS, SHIELDING. To deactivate:

 **EMF** : OFF ▼

- Note: **If EMF is disabled, the energy of electrons/positrons/photons is deposited on the spot!**
- Energy range:  $e^\pm$  : 1 keV - 1000 TeV,  $\gamma$  : 100 eV - 1000 TeV
- Up-to-date  $\gamma$  cross sections from the EPDL database
- Energy conservation is ensured within computer precision

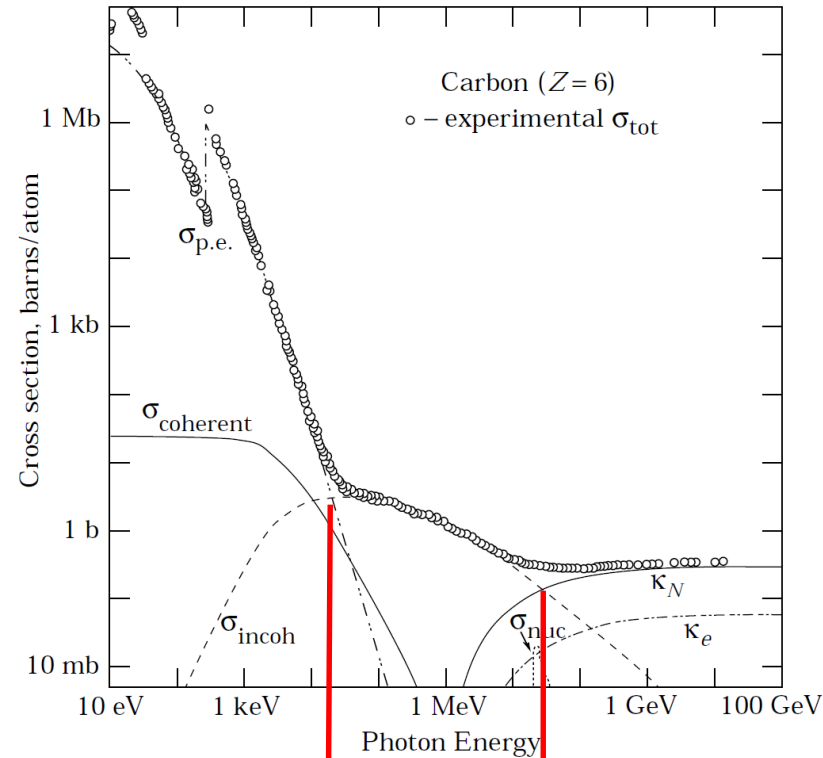
# Photon interactions overview



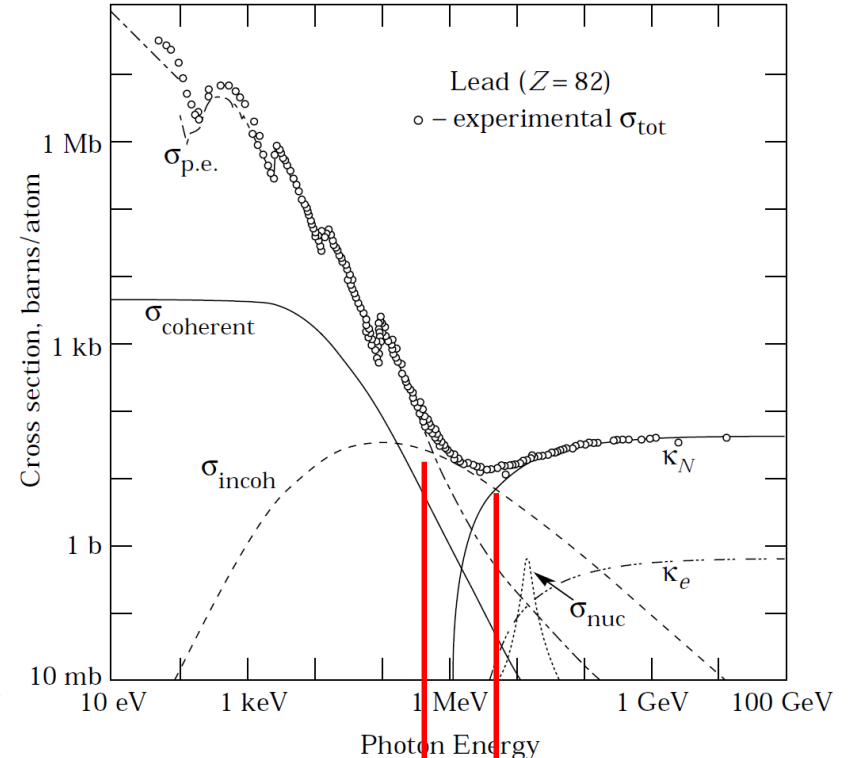
(Figures kindly shared by the PENELOPE authors)

# Photon interaction cross sections overview

- At low energies, the photoelectric effect dominates
- Clear signature of atomic shell structure
- At intermediate energies, Compton scattering dominates
- At 1.022 MeV,  $e^-/e^+$  pair production opens
- Photonuclear reactions are not dominating



Photoelectric dominated      Compton dominated      Pair dominated



Photoelectric dominated      Compton dominated      Pair dominated

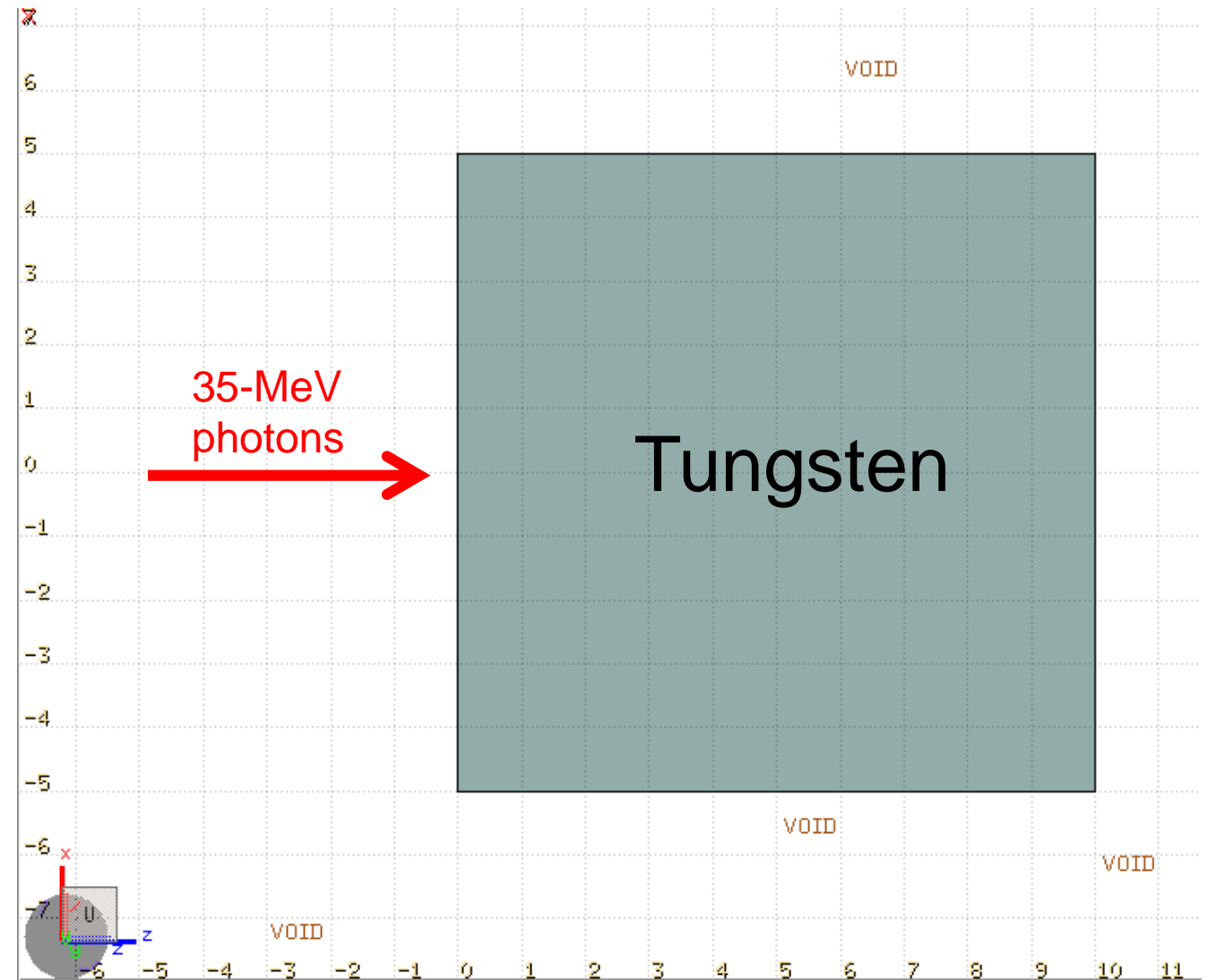
$$\sigma \propto Z^5$$

$$\sigma \propto Z$$

$$\sigma \propto Z^2$$

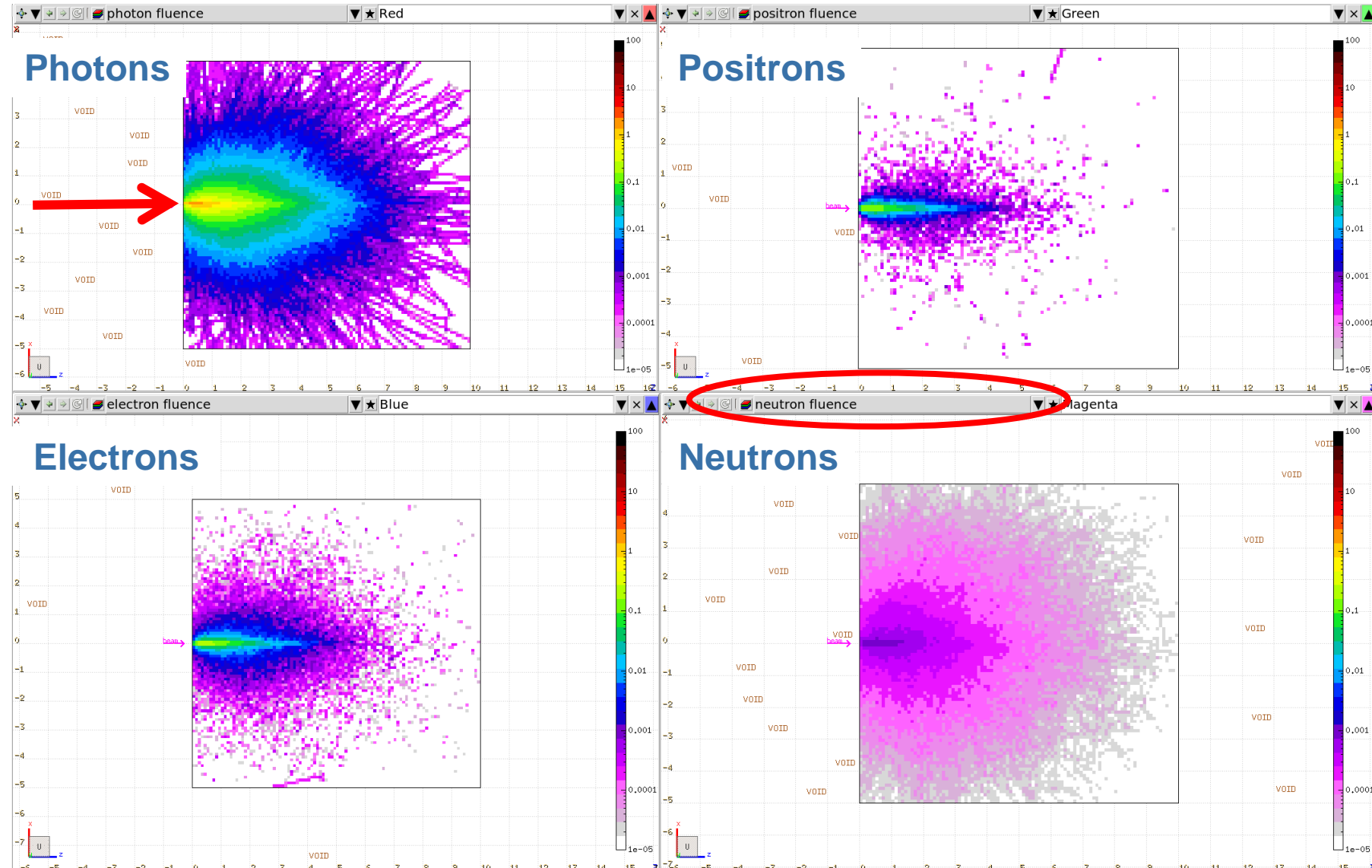
# Full coupling between EM and hadronic shower

- Note: we almost never have a pure EM shower, except for low energies
- *E.g.*, 35 MeV photons on W target
  - Starts with a purely EM shower
  - Photons may undergo photonuclear reactions
  - *E.g.*, neutrons can be produced (!)
- Let's examine various particle fluences...



# Particle fluences from 35-MeV photons on W

35 MeV  
photons



All fluences in  
 $1/\text{cm}^2/\text{primary photon}$

(See next slide for a  
relevant note on  
photonuclear reactions)

# Note of caution for photonuclear interactions

- Photonuclear interactions are discussed in more detail in the hadronic interactions lecture
- They are **not on by default** (!). You request them via the **PHOTONUC** card:

```
PHOTONUC Type: ▼ All E: On ▼  
E>0.7GeV: off ▼  $\Delta$  resonance: off ▼ Quasi D: off ▼ Giant Dipole: off ▼  
Mat: BLCKHOLE ▼ to Mat: @LASTMAT ▼ Step: 1
```

- They are **suppressed compared to other processes**. In a next lecture, we will introduce biasing techniques, which allow to effectively sample these rare (but important) events. For completeness, one can request to shorten the mean free path for this process (e.g., by a factor 50-100) with the **LAM-BIAS** card:

```
LAM-BIAS Type: ▼ x mean life: 0 x  $\lambda$  inelastic: 0.01  
Mat: LEAD ▼ Part: PHOTON ▼ to Part: ▼ Step:
```

# $e^\pm$ interaction overview

- Ionisation losses (see block on ionisation and transport below):
  - Delta-ray production respectively modelled via the Møller and Bhabha cross sections
  - **Delta-ray-production threshold**
- Bremsstrahlung production
  - Differential cross sections from the Berger and Seltzer (NIST) database
  - Consideration of Landau-Pomeranchuk-Migdal effect\*
- Positron annihilation
  - Both at rest and in flight
  - For annihilation at rest, account for mutual polarisation of the two emitted photons.
- Electro-nuclear interactions (treated in the Hadronic physics lecture)

*\* reduction of the bremsstrahlung and pair production cross sections at high energies or high densities*

# FLUKA card summary (so far)

- **EMF** : transport of electrons, positrons, and photons on/off
- ... and for photonuclear reactions:
  - **PHOTONUC** : activate photonuclear reactions
  - **LAM-BIAS** : bias photonuclear reactions

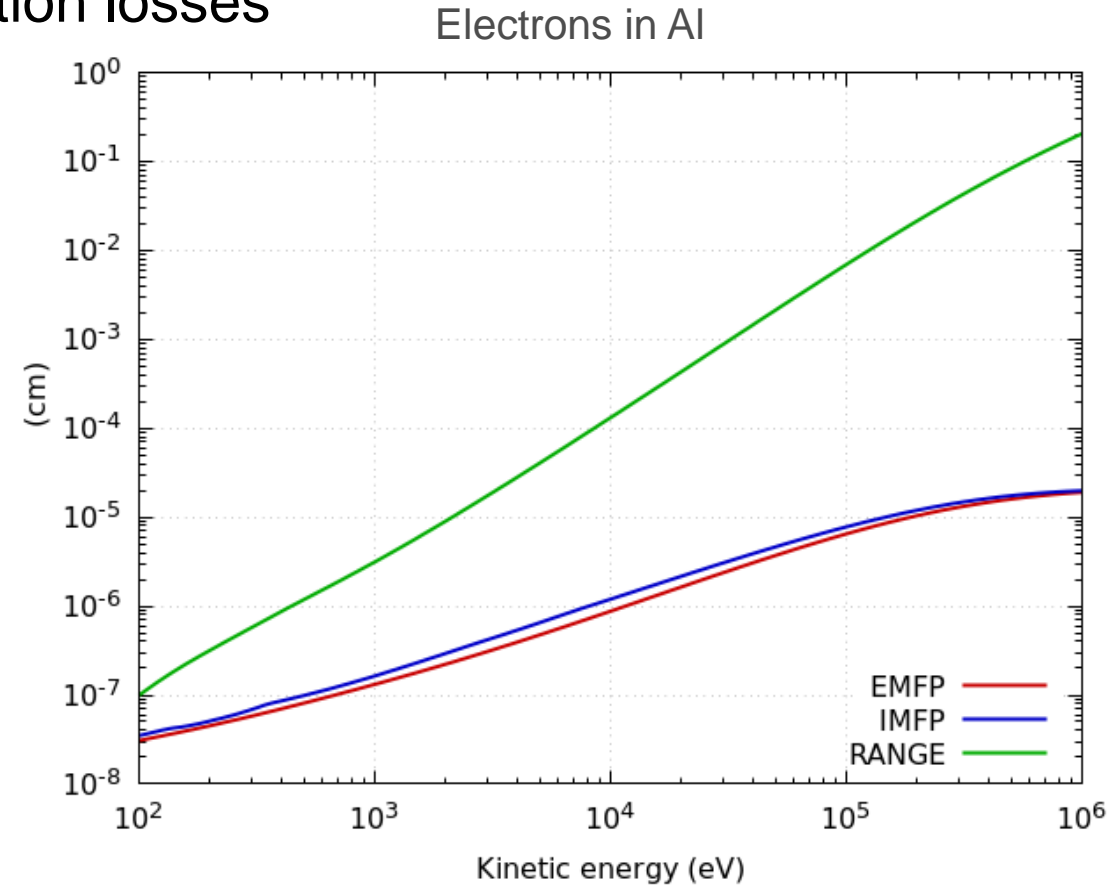
# Ionisation and transport

# Ionisation and transport - Overview

- We will briefly discuss the following interaction mechanisms of charged projectiles traversing a material:
  - Ionisation losses: energy loss in collisions with target electrons
  - Elastic collisions with the (screened) Coulomb potential of atoms (multiple Coulomb scattering)
  
- We will already introduce:
  - **Transport threshold**
  - **Delta-ray-production threshold**

# Estimated number of events in detailed MC simulations

- **EMFP**: mean free path between consecutive Coulomb scattering
- **IMFP**: mean free path between consecutive ionisation losses
- **RANGE**: estimated distance traveled to rest
  
- Estimated number of ionisation losses:
  - $N = \text{RANGE} / \text{IMFP}$
  - e.g., for a 1-MeV electron,  **$N \sim 10^4$**
- Estimated number of Coulomb losses:
  - $N = \text{RANGE} / \text{EMFP}$
  - e.g., for a 1-MeV electron,  **$N \sim 10^4$**
  
- **Too many to simulate explicitly!**
- A more practical approach is necessary to keep CPU time within acceptable bounds.

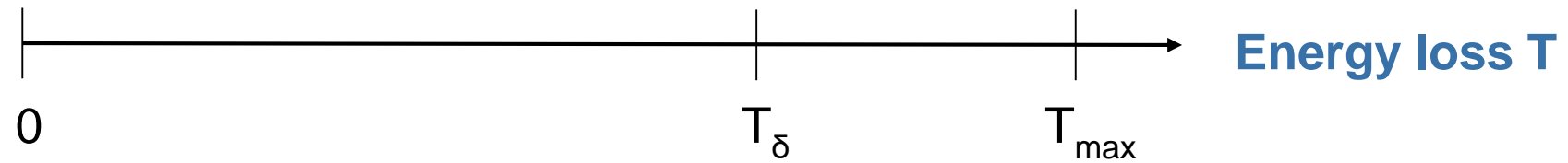


# Condensed simulation of ionisation losses

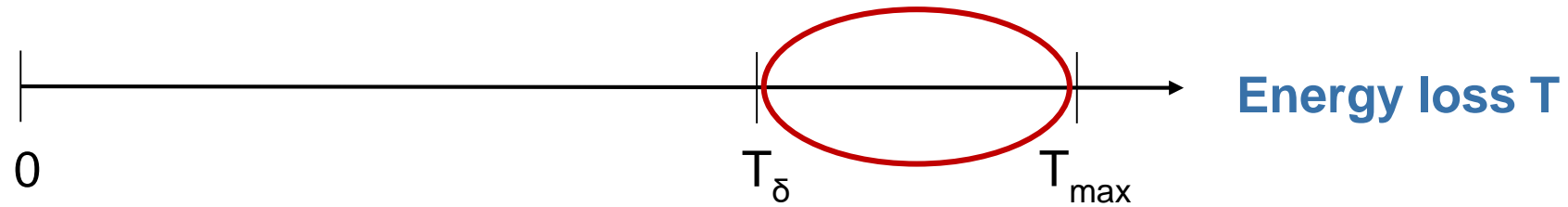
- Algorithm adopted in FLUKA:
  - Sample ionisation losses (and generated delta ray) explicitly when energy transfer is large
  - Account for the combined effect of many small ionisation losses along the step (without explicitly simulating the generated delta rays)

# Ionisation energy losses in FLUKA

- Two different treatments: **small** vs **large** energy losses:

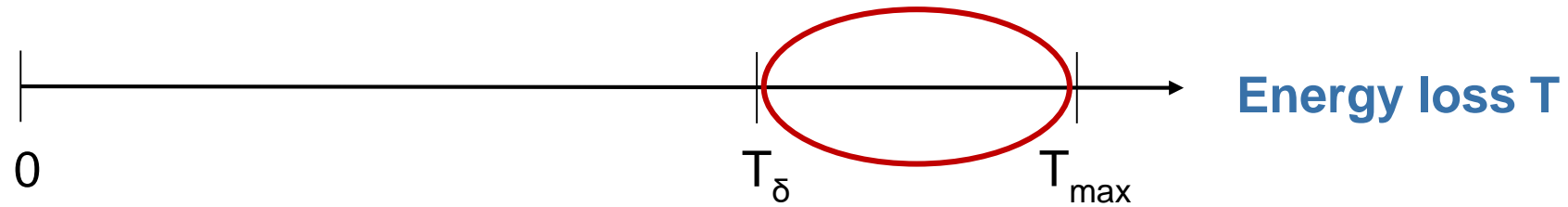


# Large ionisation energy losses (detailed sampling)



- Large energy loss  $T > T_\delta$  transferred to a target electron
- Invested in setting this target electron ( $\delta$ -ray) in motion
- $\delta$ -rays are typically energetic and can transport energy away from their point of origin, so they are explicitly produced and transported in FLUKA
- Differential cross sections: Moller ( $e^-$ ), Bhabha ( $e^+$ ), generic spin-0, spin-1/2...

# Delta-ray production threshold



- $T_\delta$  is called the **delta-ray production threshold**
- FLUKA sets default values, **not necessarily appropriate for your problem!**

- Cards to override (rule of thumb below):

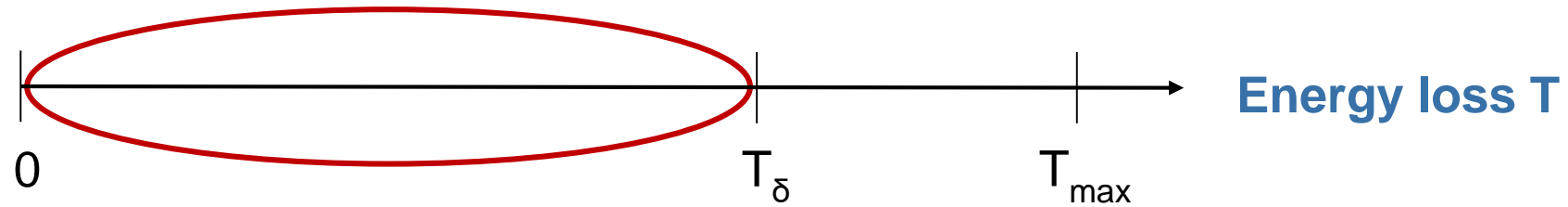
- Electrons and positrons: **EMFCUT** card with SDUM=PROD-CUT

```
* EMFCUT Type: PROD-CUT ▼  
  e-e+ Threshold: Kinetic ▼ e-e+ Ekin: 1e-05 γ: 1e-6  
  Fudgem: 1e-5 Mat: ALUMINUM ▼ to Mat: ALUMINUM ▼ Step:
```

- Charged hadrons, muons, and ions: **DELTARAY** card

```
* DELTARAY E thres 1e-5 # Log dp/dx: Log width dp/dx:  
  Print: NOPRINT ▼ Mat: ALUMINUM ▼ to Mat: ALUMINUM ▼ Step:
```

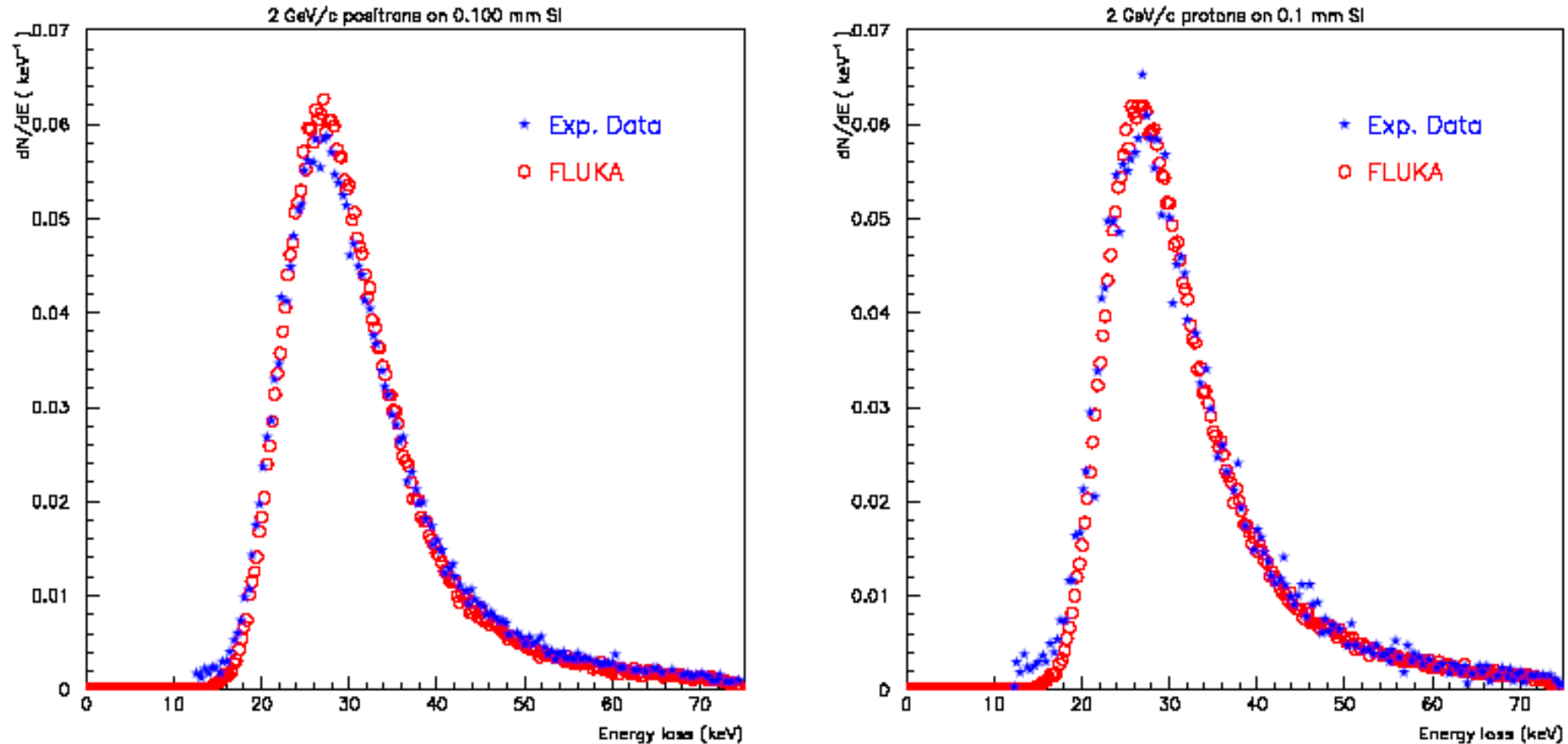
# Small energy losses (condensed description)



- Ionisation loss cross sections go like  $1/T^2$ , so
  - Small losses are dominant
  - Expensive CPU-wise to simulate them all
- We account for the aggregate effect of small losses ( $T < T_\delta$ ) along particle step:
  - Determine average energy loss per unit path length up to  $T_\delta$  (restricted stopping power)
  - This is a random variable: fluctuations applied on top
- Energy is deposited along the step (not carried away by delta rays)

# Energy loss distributions

- Experimental (blue dots) vs simulated (red dots) energy loss distributions for 2 GeV/c positrons (left) and protons (right) traversing 100  $\mu\text{m}$  of Si.



*J. Bak et al, NPB 288, 681 (1987)*

# Printing the electronic stopping power

- Electrons and positrons: **EMFFIX** and SDUM=PRINT

```
✎ EMFFIX Mat1: ALUMINUM ▼ Max Frac.1: Print: PRINT ▼  
    Mat2: ▼ Max Frac.2:  
    Mat3: ▼ Max Frac.3:
```

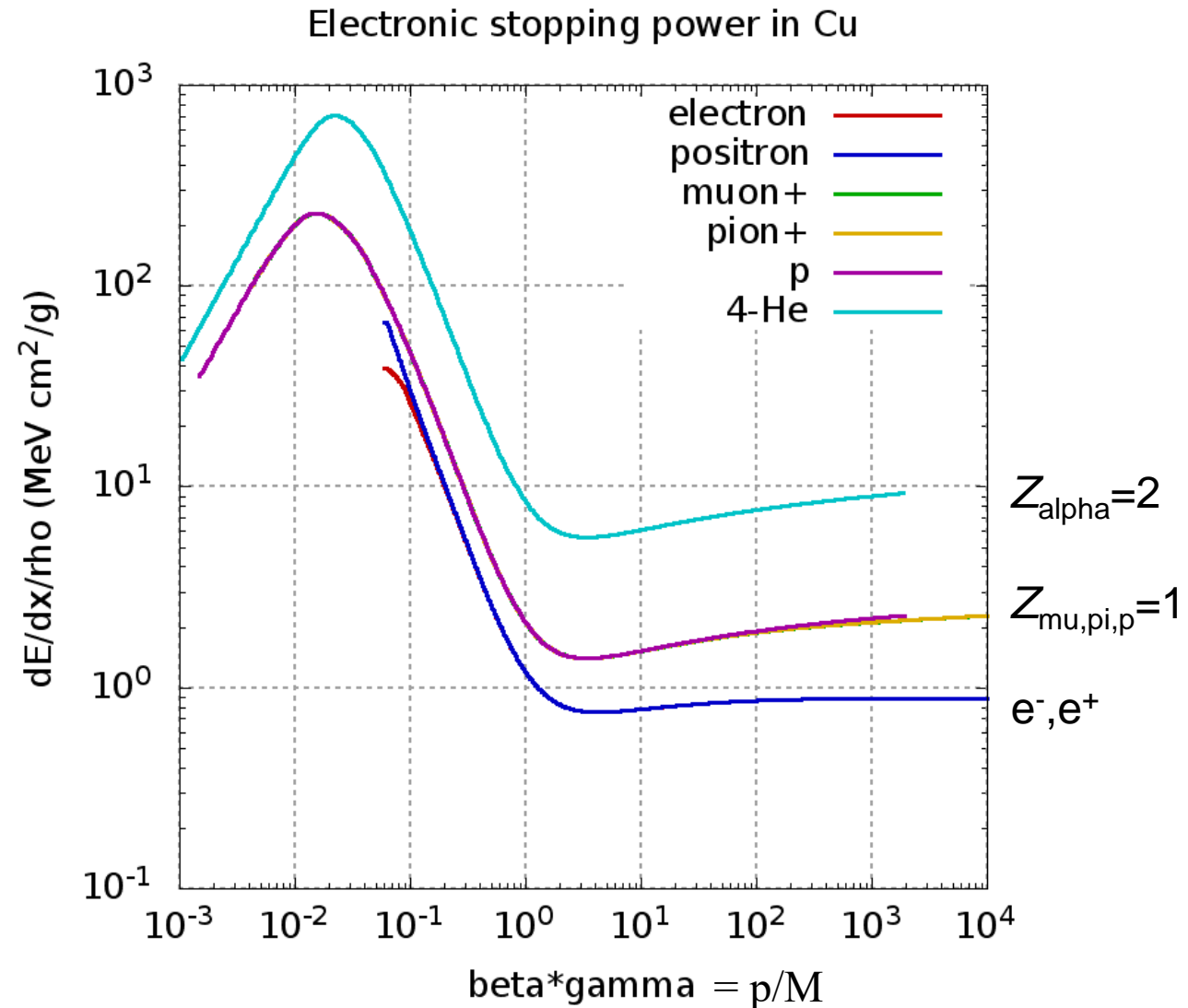
- Muons, ions, charged hadrons: **DELTARAY** and SDUM=PRINT

```
♣ DELTARAY E thres: 1e-5 # Log dp/dx: Log width dp/dx:  
Print: PRINT ▼ Mat: ALUMINUM ▼ to Mat: ALUMINUM ▼ Step:
```

- If requested, the stopping power is printed in the .out file (requires minimal scripting to extract and plot)

# Electronic stopping power overview

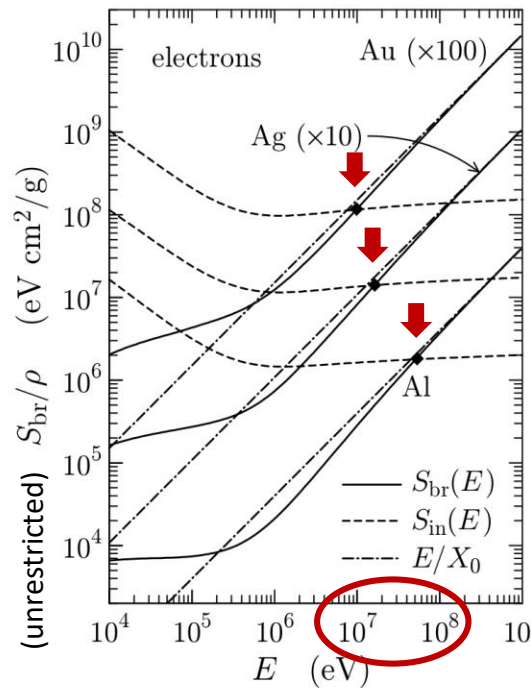
- Example: FLUKA stopping power for various charged particles, from  $e^-$  and  $e^+$  (low mass) to  $p$ , muons, pions, and  $^4\text{He}$  (heavier particles) in Cu.
- Extracted from FLUKA with the **EMFFIX** and **DELTARAY** cards.
- Divided by the density, *i.e.*, mass stopping power.
- Plotted in terms of  $\beta\gamma$ , leading to a stacking of curves.
- Note the differences between  $e^-$  and  $e^+$  stopping power.
- Note the slow logarithmic rise at high energies.
- Note the  $\sim Z^2$  scaling for the heavier projectiles  $p$ ,  $\mu^+$ ,  $\pi^+$ ,  $^4\text{He}$ .
- *A bit more detail in the extra slides.*



# Radiative stopping power

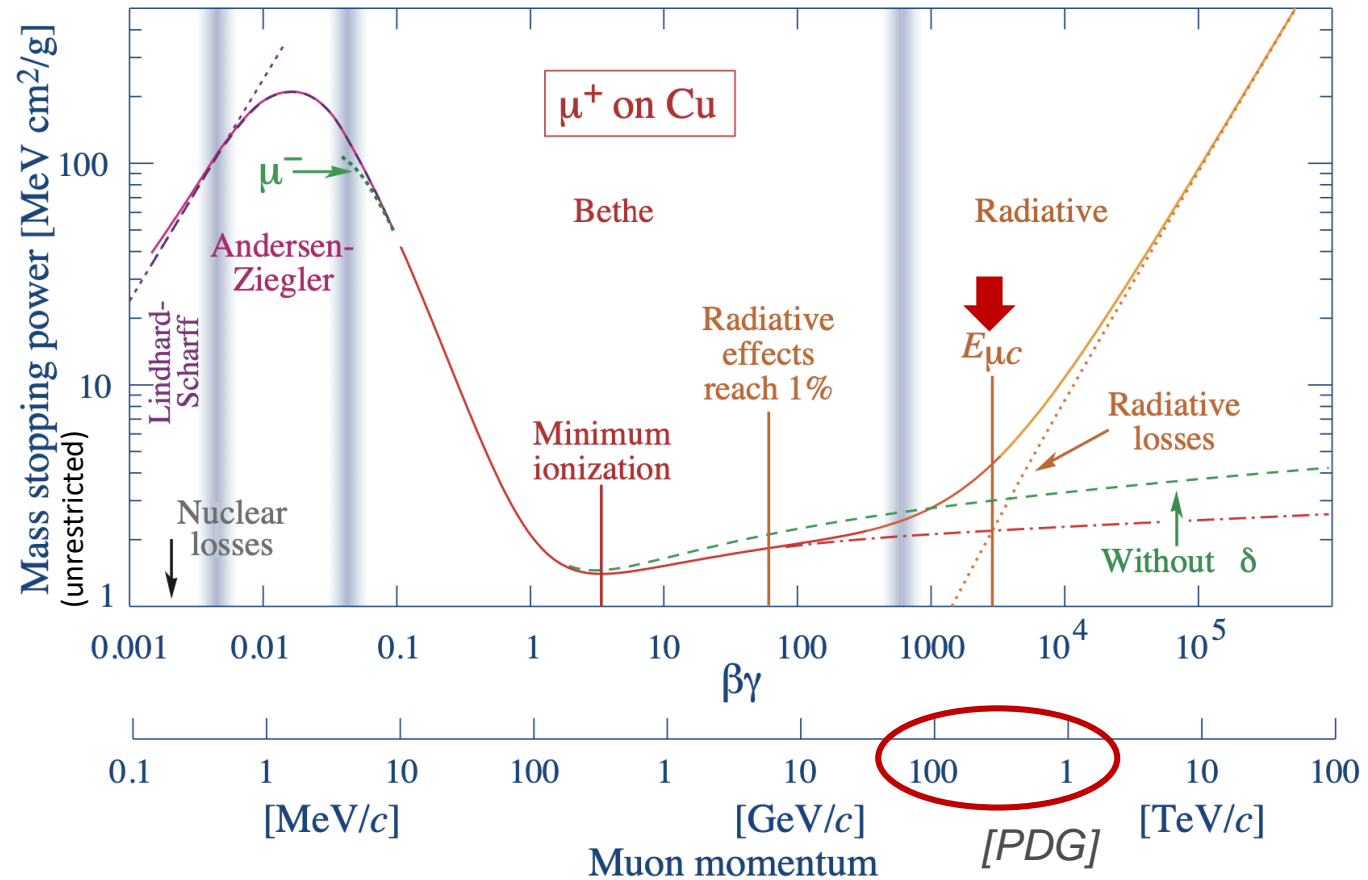
- Energy loss per unit path length due to Bremsstrahlung photons (below production threshold) is accounted for by means of a **radiative stopping power**, particularly relevant and even exceeding the electronic stopping power above the particle- and material-dependent **critical energy**.

## Electrons



**Figure 3.15:** Radiative and collision stopping powers for electrons in aluminium, silver ( $\times 10$ ) and gold ( $\times 100$ ) as functions of the kinetic energy (solid and dashed curves, respectively). Dot-dashed lines represent the high-energy approximation given by Eq. (3.160). Diamonds indicate the critical energy  $E_{crit}$  at which the radiative stopping power starts dominating for each material. [PENLOPE manual]

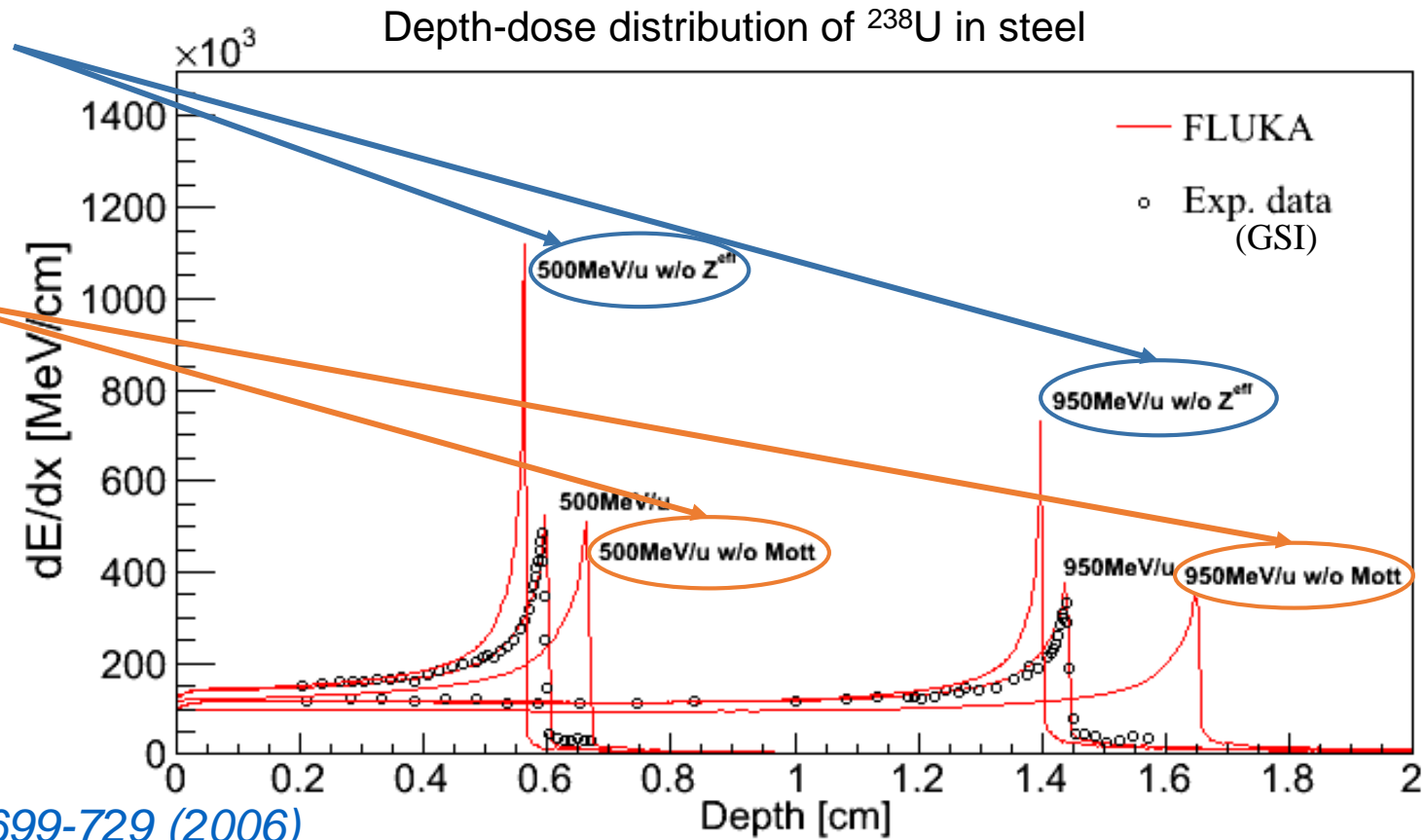
## Muons in Cu



# Heavy ions

- All charged particles share the same ionisation approach in FLUKA.
- Heavy ions, however, require the following additional refinements:
  - **Effective charge** ( $Z^{\text{eff}}$ ) to effectively mimic e- capture/loss processes at low energies
  - **Mott correction** term to account for proper relativistic treatment of underlying ion-e<sup>-</sup> collisions
  - **Nuclear form factor** to account for the fact that ion is not a point-like charge
  - Direct e<sup>-</sup>/e<sup>+</sup> production

Comprehensive ref: U.I. Uggerhøj,  
[Mat. Fys. Medd. Dan. Vid. Selsk., vol. 52, 699-729 \(2006\)](#)



# Summary (so far)

- We have discussed two separate treatments for ionisation energy losses in FLUKA: large energy losses vs small energy losses
- Large losses (above delta ray production threshold) sampled explicitly
- Effect of many small losses is described effectively along particle step
- Dedicated focus on ions leads to good agreement with experiments

# FLUKA card summary (so far)

- **EMFCUT** : set delta ray production threshold for electrons and positrons
- **EMFFIX** : print stopping power for electrons and positrons
- **DELTARAY** : set delta ray production threshold for muons and charged hadrons  
+ print stopping power for charged hadrons and muons

# More on thresholds (heads-up for the exercise)

# The transport threshold

- In a MC simulation, particles are tracked until they either:
  - Leave the simulation geometry
  - Their energy drops below a predefined value, the **transport threshold**
- Every **DEFAULT** defines values for transport and delta-ray-production thresholds
- **One should not blindly rely on the default values.** They depend on:
  - the dimensions of your geometry
  - the granularity of your scoring grids

# Setting transport thresholds

- For electrons, positrons and photons:

```
✂ EMFCUT Type: transport ▼  
e-e+ Threshold: Kinetic ▼ e-e+ Ekin: 1e-05 γ: 1e-6  
Reg: TARGET ▼ to Reg: ▼ Step:
```

- For charged hadrons, muons, and ions:

```
✂ PART-THR Type: Energy ▼ E: 1e-05  
Part: PROTON ▼ to Part: PROTON ▼ Step:
```

**N.B.:** if you set “from particle to particle”, you may **inadvertently kill low-energy neutrons** (they can be transported down to  $10^{-14}$  GeV); add a second **PART-THR** card resetting the neutron transport threshold

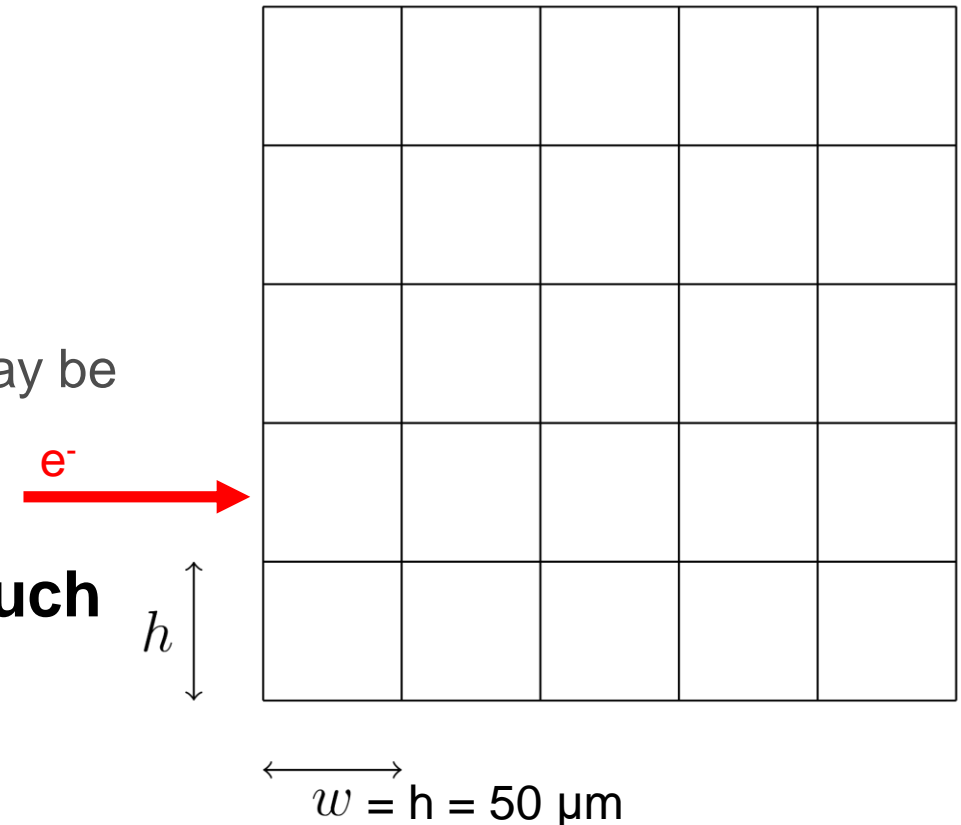
- For heavy ions: scaled from 4-HELIUM with mass ratio

# Example: 10-MeV $e^-$ in water

- Let 10 MeV electrons impinge from the left (on, say, water):
- Suppose a Cartesian USRBIN where each bin has height=width=depth of 50  $\mu\text{m}$

- What are meaningful threshold values?
  - If we kill electrons at **too high energies**, this is premature: they could have traveled into farther bins
  - If we kill electrons at **too low energies**: it can be an overkill in terms of CPU time; the energy would anyway be deposited in the same bin

- **Basic idea: put transport threshold at energy such that the range is smaller than the bin length**



# Quick way to examine particle ranges

*Electrons.* <https://physics.nist.gov/PhysRefData/Star/Text/ESTAR.html>

*Protons:* <https://physics.nist.gov/PhysRefData/Star/Text/PSTAR.html>

https://physics.nist.gov/PhysRefData/Star/Text/ESTAR.html - Chromium

https://physics.nist.gov/PhysRefData/Star/Text/ESTAR.html

NIST  
National Institute of Standards and Technology  
Physical Meas. Laboratory

estars  
stopping-power and range tables for electrons

The ESTAR program calculates stopping power, density effect parameters, range, and radiation yield tables for electrons in various materials. Select a material and enter the desired energies or use the default energies. Energies are specified in MeV, and must be in the range from 0.001 MeV to 10000 MeV.

[Help](#) [Text version](#) [Material composition data](#)

Select a common material:  
13: Aluminum  
or enter a [unique material](#)

Graph stopping power:  
 Total Stopping Power  
 Collision Stopping Power  
 Radiative Stopping Power

Graph density effect parameter

Graph CSDA range

Graph radiation yield

No graph

Additional Energies (optional):  
Use energies from a file\*  
Choose File No file chosen

or  
Use energies entered below (one per line)  
  
 Include default energies

Note: Only stopping powers and the density effect parameter will be calculated if additional energies are used.

Submit Reset

\* Your browser must be file-upload compatible.

[contents](#)

# Electron range in water

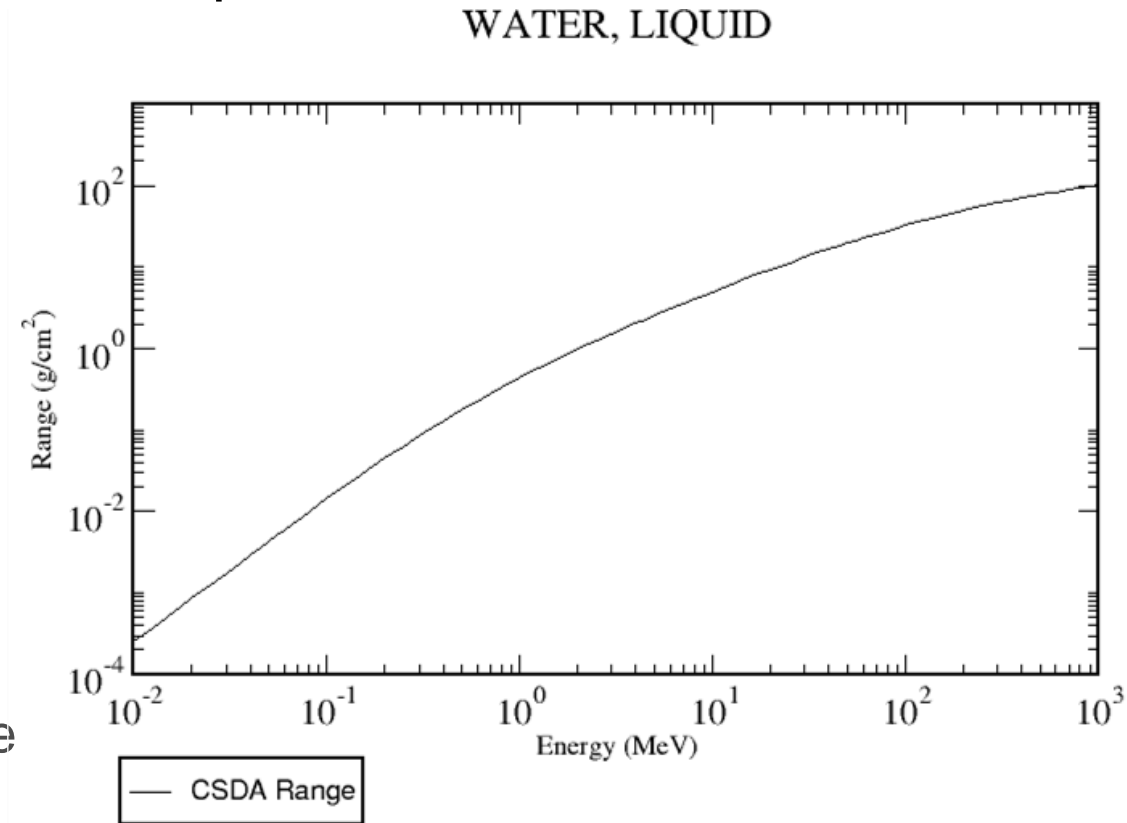
- Consider our example scoring with dimensions of 50  $\mu\text{m}$ .

- What if we kill electrons below 1 MeV?

- Range is  $O(1 \text{ mm}) = 1000 \mu\text{m}$
- The geometry has  $L = 50 \mu\text{m}$
- We would kill them prematurely and get distorted energy deposition maps

- Let's kill electrons below 10 keV:

- Range is  $O(10^{-4} \text{ cm}) = 1 \mu\text{m}$
- Depositing them on the spot in a 50  $\mu\text{m}$  layer is fine



- If your geometries/scoring grids are coarser, higher thresholds can be perfectly fine!

# A few guidelines

- Threshold values depend on the “granularity” of the scoring grid / geometry.
- Range tables are useful guidelines
- Warnings:
  - To correctly reproduce electronic equilibrium, neighbouring regions should have the same electron energy (not range!) threshold
  - Photons travel farther than electrons: their thresholds should be lower than for electrons
  - Alas, low thresholds for  $e^-/e^+$ /photons are ruthless CPU-time consumers.
- Delta-ray-production threshold for electron projectiles:
  - $T_\delta < e^-$  transport threshold: CPU wasted in producing and dumping delta-rays on the spot.
  - $T_\delta > e^-$  transport threshold: the latter is increased

# Check $e^\pm$ /photon transport thresholds in the .out file

1 Correspondence of regions and EMF-FLUKA material numbers and names:

Region	EMF	FLUKA									
1	0 VACUUM	1 BLCKHOLE									
Ecut =	0.0000E+00 MeV,	Pcut =	0.0000E+00 MeV,	BIAS =	F,	Ray. =	F,	S(q,Z) =	F,	Pz(q,Z) =	F
2	0 VACUUM	2 VACUUM									
Ecut =	0.0000E+00 MeV,	Pcut =	0.0000E+00 MeV,	BIAS =	F,	Ray. =	F,	S(q,Z) =	F,	Pz(q,Z) =	F
3	1 WATER	26 WATER									
<b>Ecut</b> =	6.1100E-01 MeV,	<b>Pcut</b> =	5.0000E-03 MeV,	BIAS =	F,	Ray. =	T,	S(q,Z) =	T,	Pz(q,Z) =	T
4	2 LEAD	17 LEAD									
Ecut =	6.1100E-01 MeV,	Pcut =	5.0000E-03 MeV,	BIAS =	F,	Ray. =	T,	S(q,Z) =	T,	Pz(q,Z) =	T
5	3 ALUMINUM	10 ALUMINUM									
Ecut =	6.1100E-01 MeV,	Pcut =	5.0000E-03 MeV,	BIAS =	F,	Ray. =	T,	S(q,Z) =	T,	Pz(q,Z) =	T

- **Ecut**: electron transport threshold given as total energy (!) in **MeV**
- **Pcut**: photon transport threshold in **MeV**

# Other particle transport thresholds in the .out file

=== Particle transport thresholds:

Global cut-off kinetic energy for particle transport: 1.000E-04 GeV  
The cut-off kinetic energy is superseded by individual particle thresholds if set

Cut-off kinetic energy for 4-HELIUM transport: 1.000E-04 GeV

Cut-off kinetic energy for 3-HELIUM transport: 1.000E-04 GeV

Cut-off kinetic energy for TRITON transport: 1.000E-04 GeV

Cut-off kinetic energy for DEUTERON transport: 1.000E-04 GeV

Cut-off kinetic energy for PROTON transport: 1.000E-04 GeV

Cut-off kinetic energy for APROTON transport: 1.000E-04 GeV

Cut-off kinetic energy for ELECTRON transport defined in the Emfcut card

Cut-off kinetic energy for POSITRON transport defined in the Emfcut card

Cut-off kinetic energy for NEUTRIE transport: 0.000E+00 GeV

Cut-off kinetic energy for ANEUTRIE transport: 0.000E+00 GeV

Cut-off kinetic energy for PHOTON transport defined in the Emfcut card

█ Cut-off kinetic energy for NEUTRON transport: 1.000E-14 GeV

# Electron and photon production thresholds in the .out file

1 Quantities/Biasing associated with each media:

WATER

```
Rho = 1.00000 g/cm**3 Rlc= 36.0830 cm
Ae = 0.610999 MeV Ue = 11521.6 MeV
Ap = 5.000000E-03 MeV Up = 11521.1 MeV
dE/dx fluctuations activated for this medium, level 1
below the threshold for explicit secondary electron production
(up to 2I discrete levels, up to 2 K-edges)
```

LEAD

```
Rho = 11.3500 g/cm**3 Rlc= 0.561207 cm
Ae = 0.610999 MeV Ue = 11521.6 MeV
Ap = 5.000000E-03 MeV Up = 11521.1 MeV
dE/dx fluctuations activated for this medium, level 1
below the threshold for explicit secondary electron production
(up to 2I discrete levels, up to 2 K-edges)
```

ALUMINUM

```
Rho = 2.69900 g/cm**3 Rlc= 8.89633 cm
Ae = 0.610999 MeV Ue = 11521.6 MeV
Ap = 5.000000E-03 MeV Up = 11521.1 MeV
dE/dx fluctuations activated for this medium, level 1
below the threshold for explicit secondary electron production
(up to 2I discrete levels, up to 2 K-edges)
```

- Ae: delta-ray production threshold, given as total energy (!) in MeV
- Ap: photon production threshold in MeV

# FLUKA card summary (so far)

- **EMFCUT** : transport thresholds for electrons, positrons, and photons
- **PART-THR** : transport thresholds for hadrons, muons, and ions

# Multiple Coulomb scattering

# The problem

- Charged particles are elastically scattered from (screened) electrostatic potential of atoms
- This type of interactions governs the broadening of charged-particle showers in materials
- Elastic collisions are also frequent
- It is impractical to sample elastic scattering events individually
  
- **Multiple scattering theory**: effective scheme to describe effect of many deflections along a particle step
- Formally: after a given step length, what does the angular distribution look like?

# The Molière distribution

- In FLUKA we use an algorithm based on the Molière multiple-scattering theory
- Basic assumptions:
  - Differential cross section in an individual collision: screened Rutherford

$$\frac{d\sigma_{\text{mol}}}{d\Omega} = \left[ \frac{z^2 Z^2 e^4}{4c^4 \beta^2 E^2 \sin^4 \frac{1}{2} \theta} \right] \left[ \frac{(1 - \cos \theta)^2}{(1 - \cos \theta + \frac{1}{2} \chi_a^2)^2} \right]$$

- Solve the transport equation within the small-angle approximation.
  - Analytical manipulations → minimum applicable step length (energy-dependent)

- Distribution of angles after step t:  $F_{\text{Mol}}(\theta, t) d\Omega = 2\pi \chi d\chi \left[ 2e^{-\chi^2} + \frac{1}{B} f_1(\chi) + \frac{1}{B^2} f_2(\chi) + \dots \right] \left[ \frac{\sin \theta}{\theta} \right]^{\frac{1}{2}}$

$$f_n(\chi) = \frac{1}{n!} \int_0^\infty u du J_0(\chi u) e^{-u^2/4} \left( \frac{u^2}{4} \ln \frac{u^2}{4} \right)^n$$

- At every step t, we sample aggregate deflection from  $F_{\text{Mol}}$

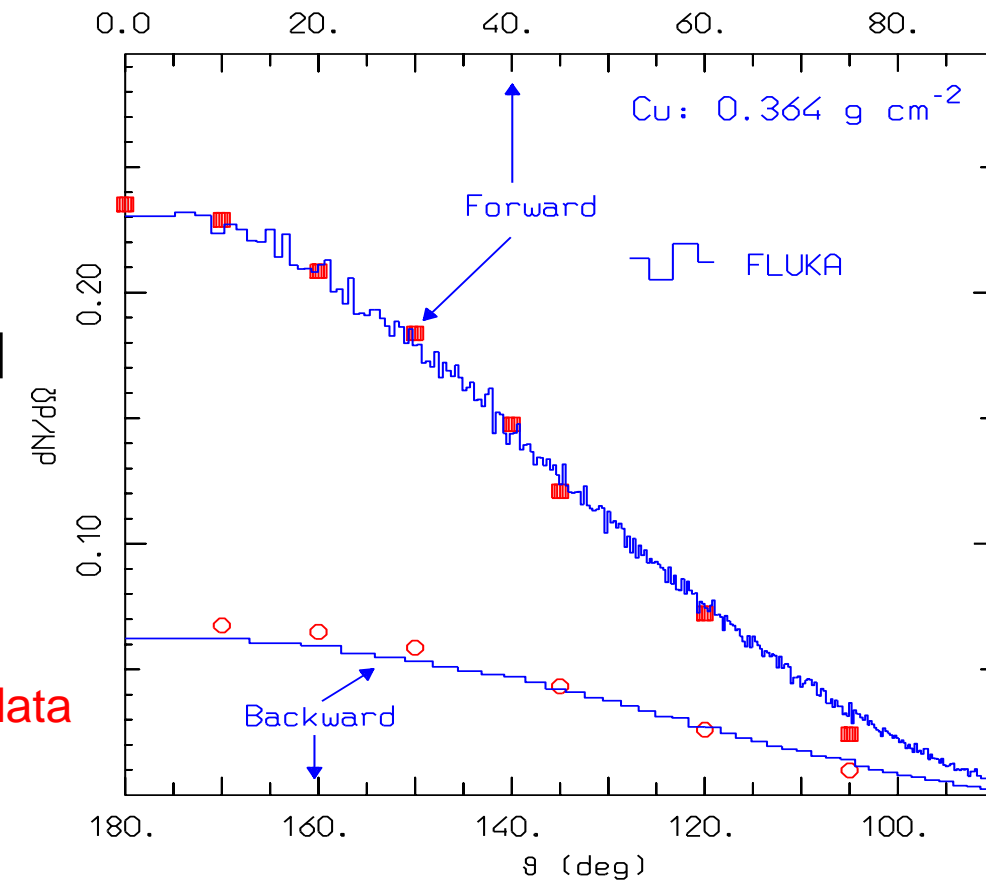
# User control of multiple-Coulomb-scattering algorithm

- There are situations where the Molière theory is not applicable:
  - Transport in residual gas
  - Interactions in thin geometries like wires or slabs (few elastic collisions)
  - Electron spectroscopies at sub-10-keV energies
  - Micro-dosimetry
- One can request to switch single scattering on via the **MULSOPT** card
- The scope of this card is large. We focus on a few aspects only:
  - **MULSOPT** Type: GLOBEMF ▼ Min step: Stretching: ▼  
Optimal: Single scat: On ▼ E<Moliere: On ▼ # scatterings: 2
    - “Single scat”: switch on single scattering at boundaries or for too short steps
    - “E<Moliere”: resort to single scattering for energies too low for Molière theory to apply
    - “# of scatterings”: number of single scattering events approaching boundary
- Likewise, for charged hadrons and muons, with SDUM=GLOBHAD

# Model performance in demanding circumstances

- As a result of the modelling effort, even demanding situations like electron backscattering can be modelled, in most cases without resorting to single scattering (not bad for an algorithm based on the Molière theory!)
- *E.g.:* 1.75 MeV electrons on a 0.364 g/cm<sup>2</sup> Cu foil
- Transmitted (forward scattered) and backscattered electron angular distributions.

Dots: experimental data  
Curves: FLUKA



# The FUDGEM parameter (avoid a FLUKA stop!)

- When setting the delta-ray-production threshold...

```
EMFCUT Type: PROD-CUT ▼  
e-e+ Threshold: Kinetic ▼ e-e+ Ekin: 1e-05  $\gamma$ : 1e-6  
Fudgem: Mat: ALUMINUM ▼ to Mat: ALUMINUM ▼ Step:
```

- ...if you forget to set the Fudgem field the code will stop with:

```
*** Atomic electron contribution to mcs for material XXXXX set to 0, are you sure? ***  
*** if so, re-enter it as 1.0e-05 and run again, if not check the manual for the ***  
*** EMFCUT card, PROD-CUT, WHAT(3), execution stopped meanwhile ***
```

# The FUDGEM parameter (avoid a FLUKA stop!)

- Setting the delta-ray production threshold you find a mysterious parameter called FUDGEM:

```
EMFCUT Type: PROD-CUT ▼  
e-e+ Threshold: Kinetic ▼ e-e+ Ekin: 1e-05 γ: 1e-6  
Fudgem: 1e-5 Mat: ALUMINUM ▼ to Mat: ALUMINUM ▼ Step:
```

- Collisions with atomic electrons also contribute to angular deflection
- (Simplified) way to account for them: enhance  $Z^2$  in Rutherford cross-section as  $Z^2+Z=Z(Z+1)$
- For a low delta-ray production threshold  $T_\delta$  we could inadvertently incur a double counting in the average projectile deflection due to collisions with atomic electrons:
  - Once when explicitly generating delta-rays
  - Again in Coulomb scattering (via the  $+Z$  above)
- For high  $T_\delta$  no problem: effect accounted via multiple Coulomb scattering

- The main idea:  $Z(Z+FUDGEM)$ :
  - For  $T_\delta$  much larger than  $\sim 30$  keV, FUDGEM=1
  - For smaller  $T_\delta$  linearly interpolate such that for  $T_\delta \sim 1$  keV, FUDGEM=1E-5 (zero)

# FLUKA card summary (so far)

- **EMFCUT** : careful with FUDGEM
- **MULSOPT** : request single scattering, fine-tune MCS parameters

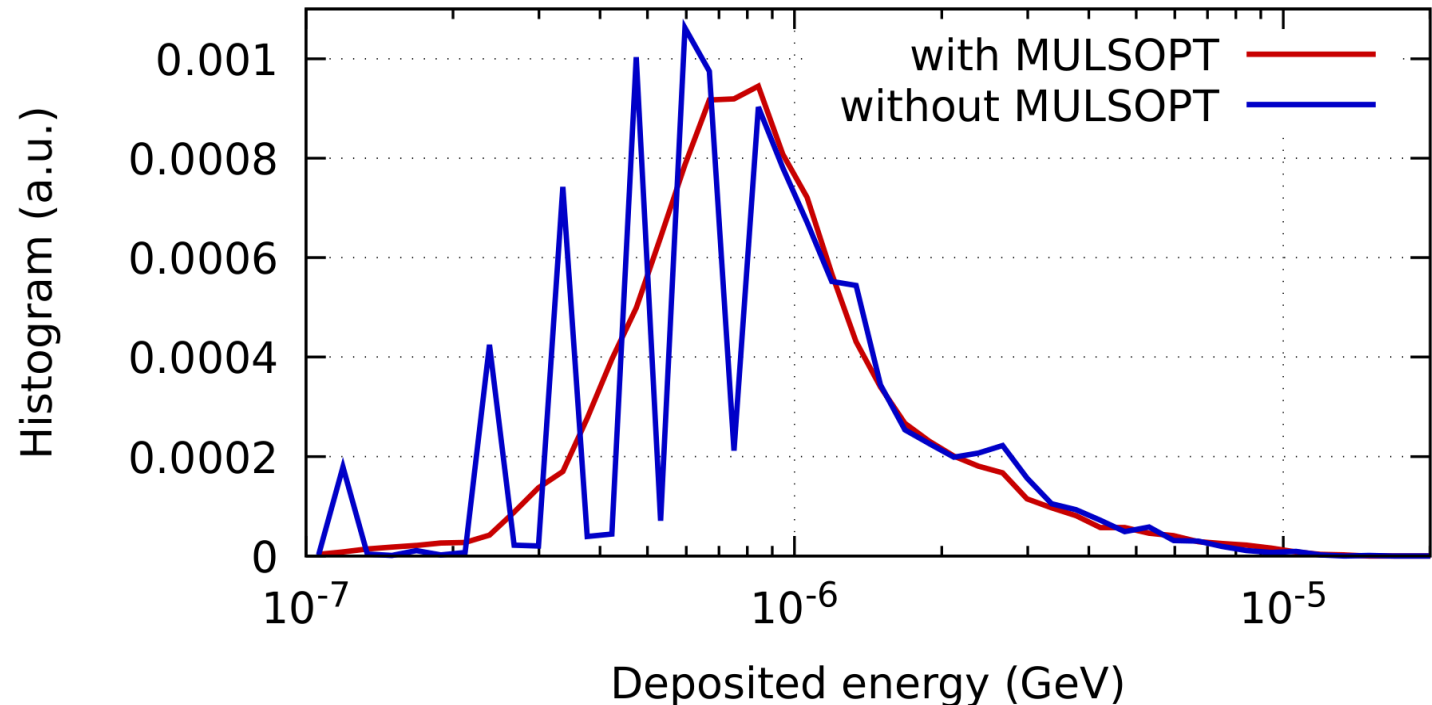
# Summary

- General overview of EM interactions
- Transport of charged particles in FLUKA (ionisation and multiple scattering)
- Introduction to thresholds
- How to set them by way of example
  
- Beyond: step size control (see additional slide)
  
- And now in the exercise you will discover the effect that thresholds have on your simulation, in terms of:
  - Accuracy
  - CPU time



# Dosimetry in micrometric volumes

- Energy deposition by a 100-MeV proton beam in a  $1 \mu\text{m}^3$  Si detector volume immersed in a  $10 \mu\text{m}^3$  Si volume
- Spikes due to non-applicability of Molière theory. Mitigated switching to single-scattering (**MULSOPT**) and restricting maximum step size
- Steps in scored quantities can be further mitigated by shortening step sizes (**FLUKAFIX**, **EMFFIX**, **STEPSIZE**)



# Stopping power of charged particles

- Spin-0 particles:

$\sim \ln \beta^4 \gamma^4$   
relativistic rise

$$\left(\frac{dE}{dx}\right)_0 = \frac{2\pi n_e r_e^2 m_e c^2 z^2}{\beta^2} \left[ \ln \left( \frac{2m_e c^2 \beta^2 T_{\max}}{I^2 (1-\beta^2)} \right) - 2\beta^2 + 2zL_1(\beta) + 2z^2L_2(\beta) - 2\frac{C}{Z} - \delta + G \right], \quad T_{t,max} = \frac{2m_t \beta_p^2 \gamma_p^2}{1 + 2\left(\frac{m_t}{m_p}\right) \gamma_p + \left(\frac{m_t}{m_p}\right)^2}$$

- $z$  : projectile charge

$n_e$  : material electron density ( $\sim Z/A$ )

$I$  : mean excitation energy

- Bethe formula: 1<sup>st</sup>-order perturbation theory with plane waves, assuming  $v_p \gg v_t$ :

- $\delta$ : density correction, important at high energies
- $C$ : is the shell correction, important at low energies
- $L_1$ : Barkas correction ( $Z^3$ )
- $L_2$ : Bloch ( $Z^4$ ) correction
- $G$ : Mott corrections