

# Benzetim programları Superfish II

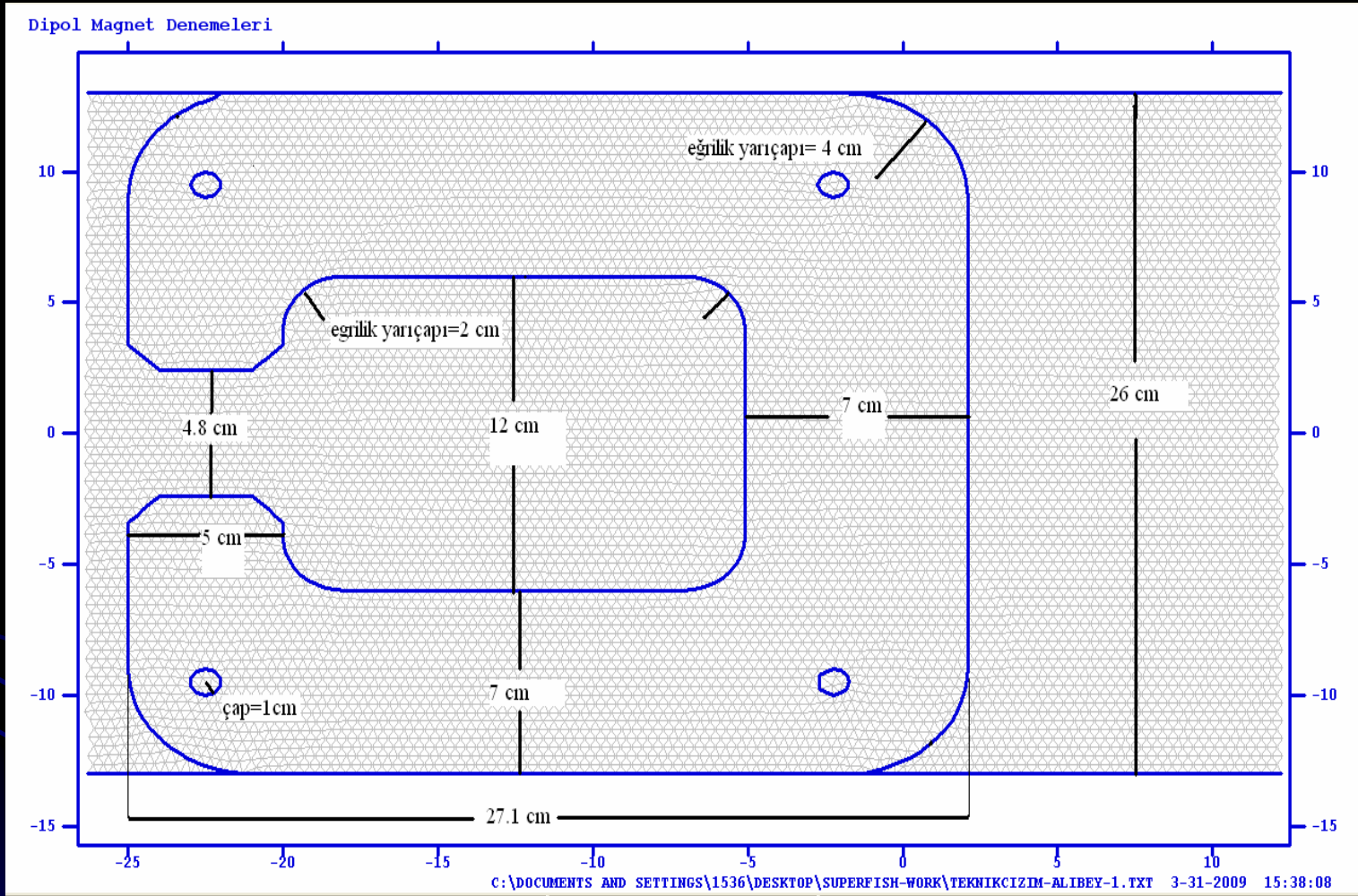
E. RECEPOĞLU

E. RECEPOGLU  
HPFBU-2012-KARS

# İçerik

- Superfish ile magnet nasıl tasarlanır
- İki kutuplu magnet
- Dört kutuplu magnet
- Ayarlayıcı magnet
- Ödev

# İki kutuplu magnet



## Dipol magnet teknik çizimi

E. RECEPOGLU  
HPFBU-2012-KARS

- Dipol Magnet Örneği Kars 2012

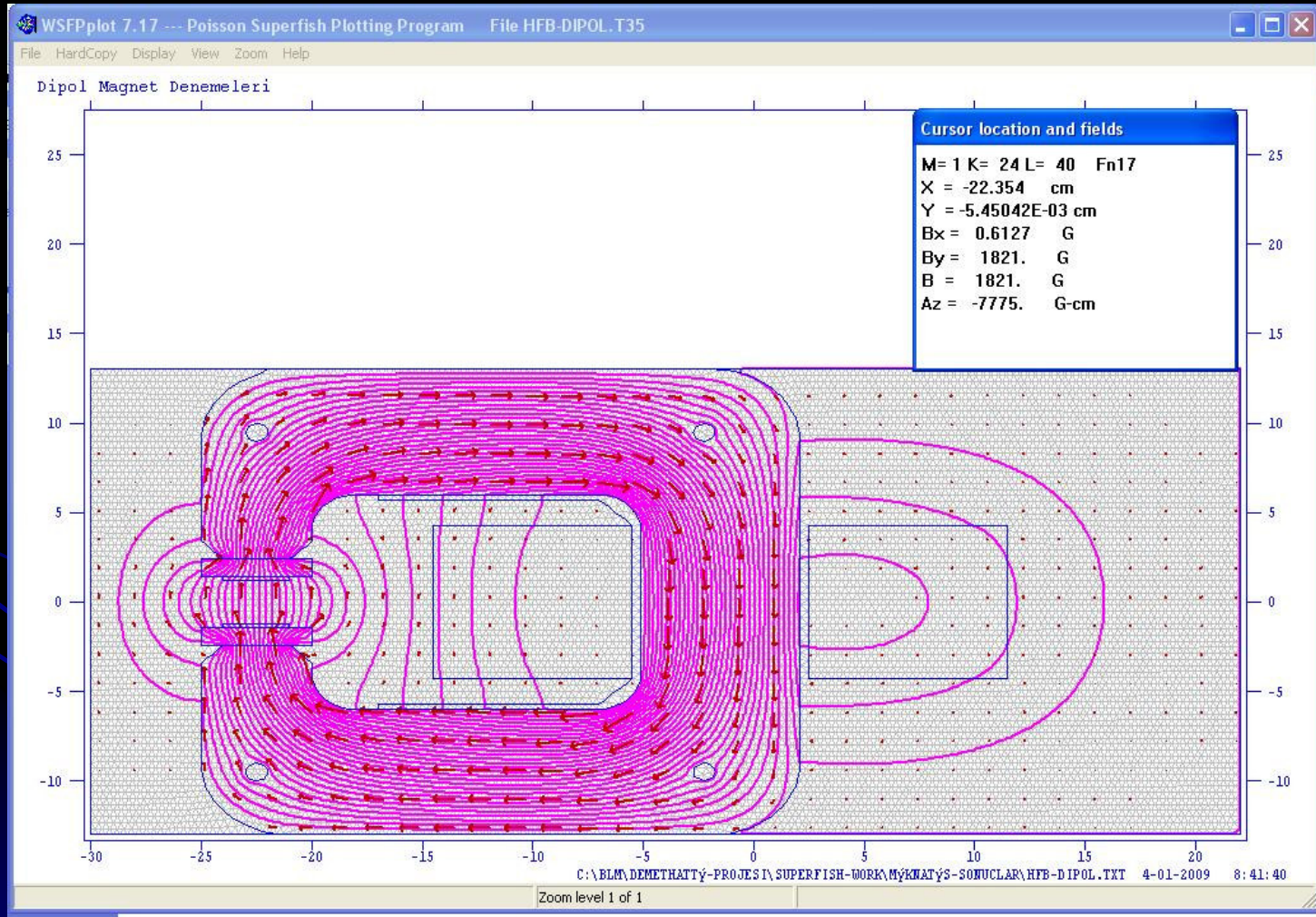
- &reg kprob=0, ; Poisson or Pandira problem
- mode=-1, ;
- mat=2, ; First region is material iron
- kmax=156,
- lmax=78 &

- &po x=-30,y=-13 & ; en dış
- &po x=22,y=-13 &
- &po x=22,y=13 &
- &po x=-30,y=13 &
- &po x=-30,y=-13 &

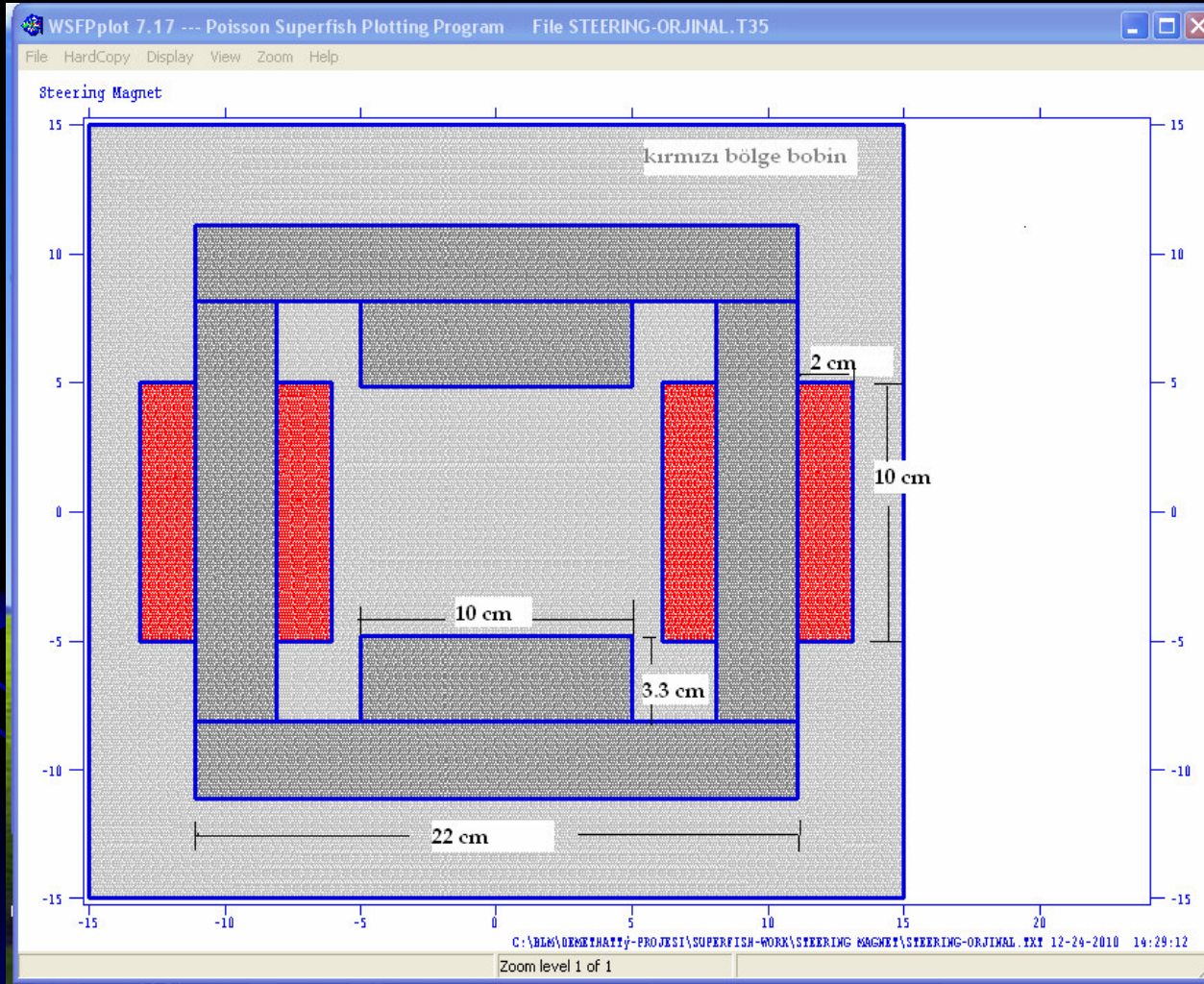
- &reg mat=1 & ;
- &po x=-20,y=-4 &
- &po nt=2,x0=-18,y0=-4,r=2,theta=270. &
- &po x=-7.1,y=-6 &
- &po nt=2,x0=-7.1,y0=-4,r=2,theta=360. &
- &po x=-5.1,y=4 &
- &po nt=2,x0=-7.1,y0=4,r=2,theta=90. &
- &po x=-18,y=6 &
- &po nt=2,x0=-18,y0=4,r=2,theta=180. &
- &po x=-20,y=3.4 &
- &po x=-21,y=2.4 &
- &po x=-24,y=2.4 &
- &po x=-25,y=3.4 &
- &po x=-25,y=9 &
- &po nt=2,x0=-21,y0=9,r=4,theta=90. &
- &po x=-30,y=13 &
- &po x=-30,y=-13 &
- &po x=-21,y=-13 &
- &po nt=2,x0=-21,y0=-9,r=4,theta=180. &
- &po x=-25,y=-3.4 &
- &po x=-24,y=-2.4 &
- &po x=-21,y=-2.4 &
- &po x=-20,y=-3.4 &
- &po x=-20,y=-4 &

- &reg mat=2 & ;
- &po x=-24,y=-2.4 &
- &po x=-25,y=-2.4 &
- &po x=-25,y=-1.4 &
- .....

# Superfish programı ile simülasyon sonucu



Aşağıda verilen ayarlayıcı magnet örneğini superfish programı ile 2 A 400 sarım için yapınız



E. RECEPOGLU  
HPFBU-2012-KARS