An Overview of the CMS High Granularity Calorimeter

24-25 May 2025

YEFIST 2025, Marmara University, Istanbul

Asst. Prof. Bora Akgün – Boğaziçi University

on behalf of the CMS Collaboration

What is on the menu today?

- Motivation for upgrading endcap calorimeters
- The choice of high granularity
- The CMS HGCAL design and prototyping
- System and Beam Tests
- Status and production phase

Future @ CERN : HL-LHC

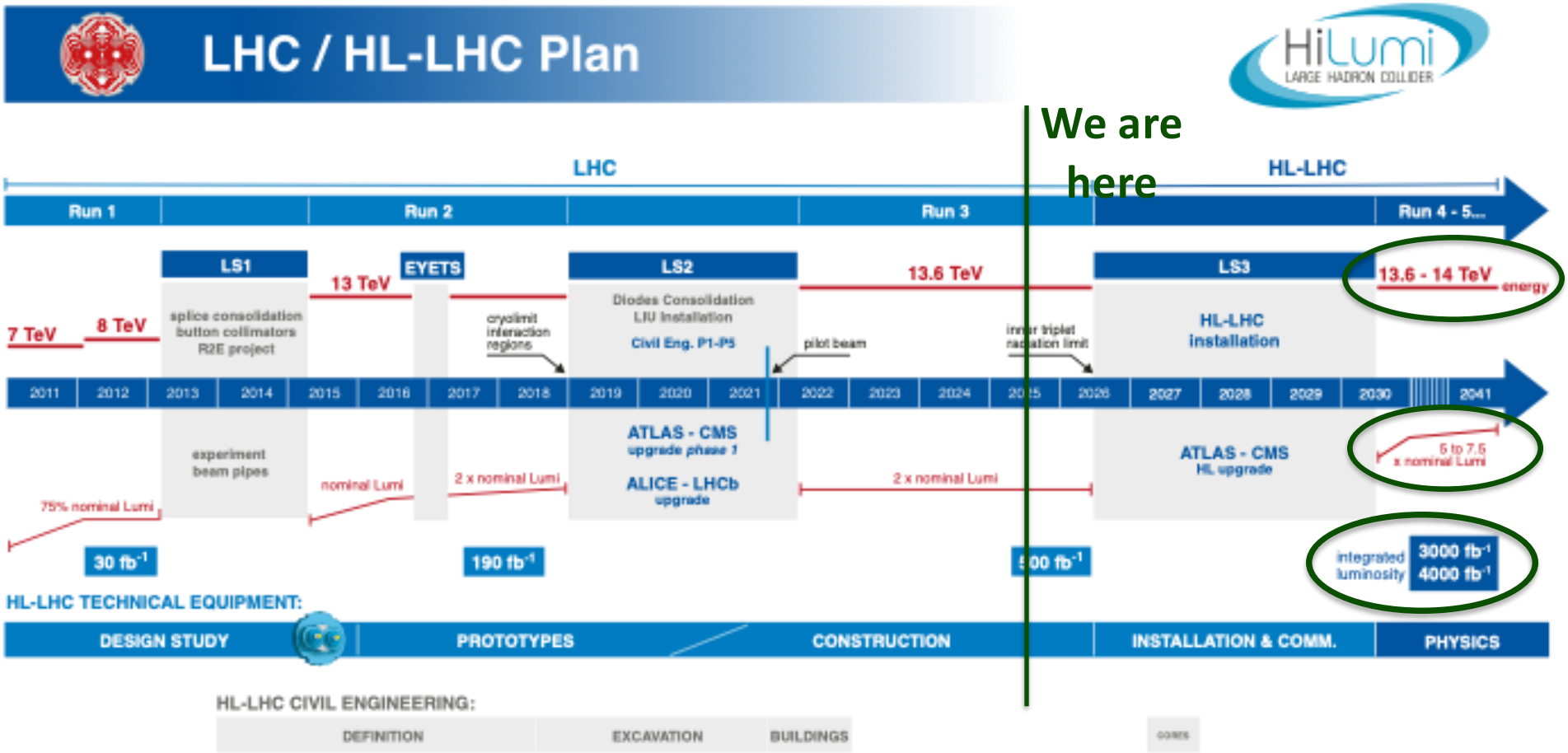

CMS @ HL-LHC

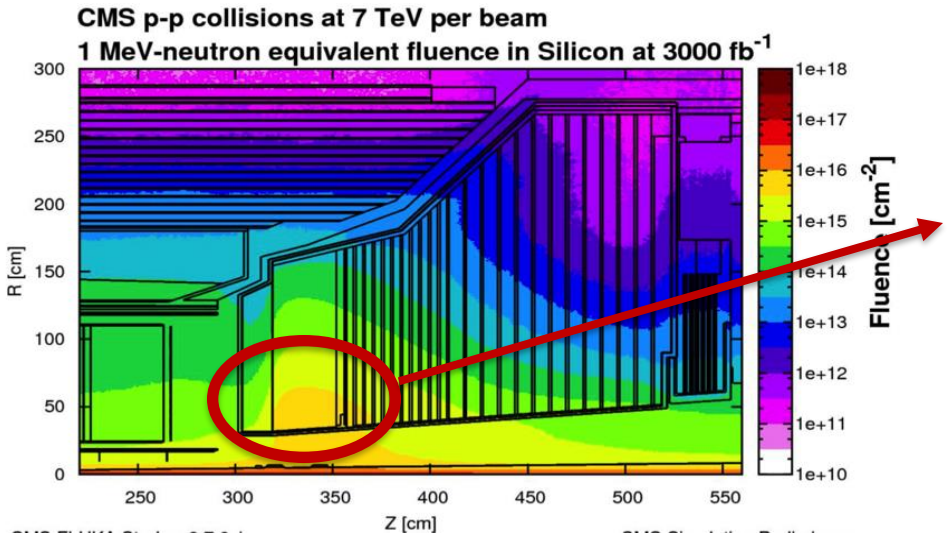

~**10^{16}** 1MeV n_{eq} cm^{-2} @ 3000 fb^{-1} in forward calorimeters w/ **pileup ~200** and up to **2 MGy** absorbed dose

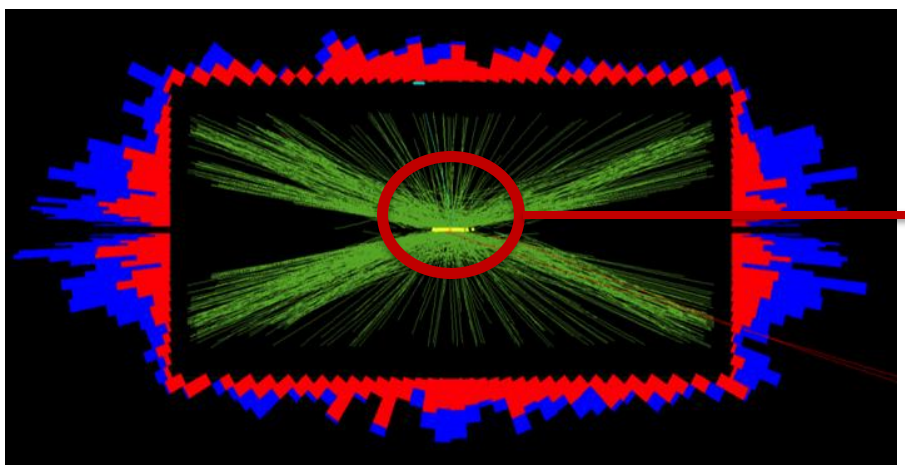

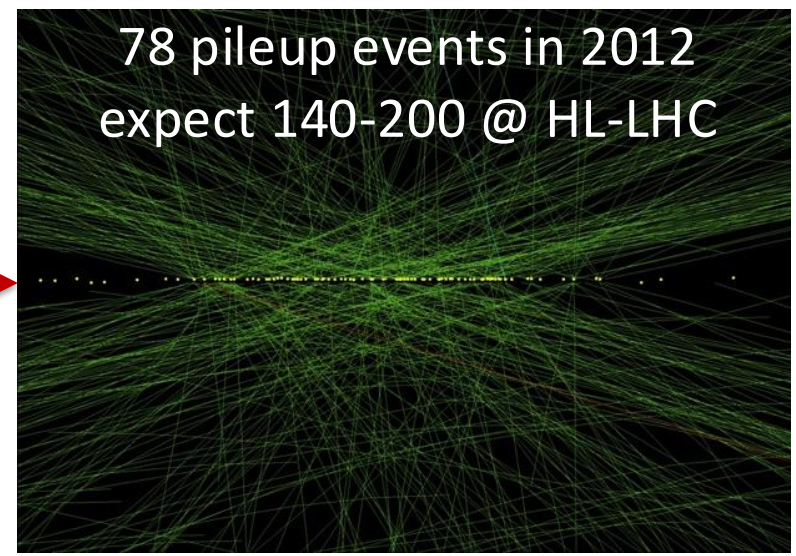

CMS High Granularity Calorimeter

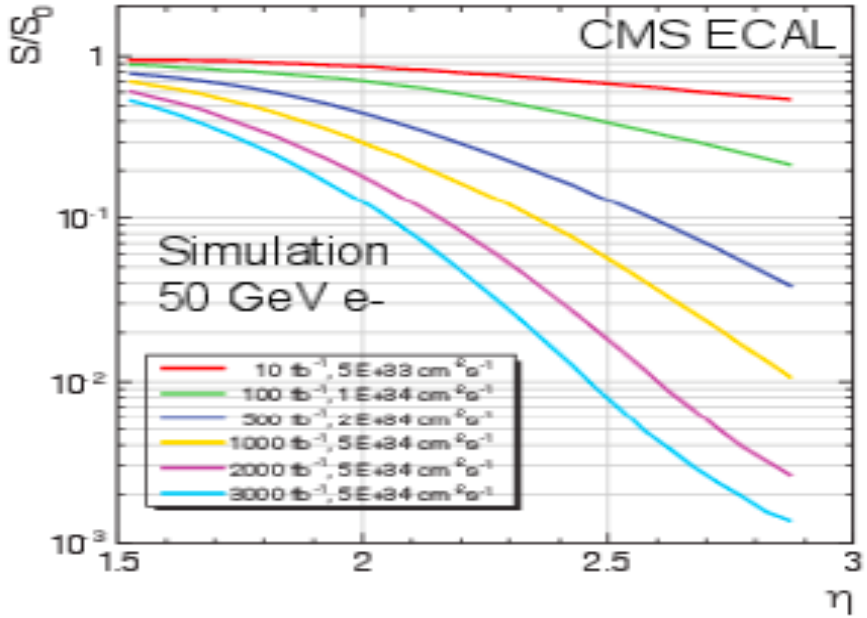



- "Upgrade" is an understatement
- Completely replaces the existing endcap Preshower + ECAL + HCAL
- The detector concept : Sampling calorimeter of many layers. Will measure precisely
  - Energy
  - Spatial precision in 3D
  - Time

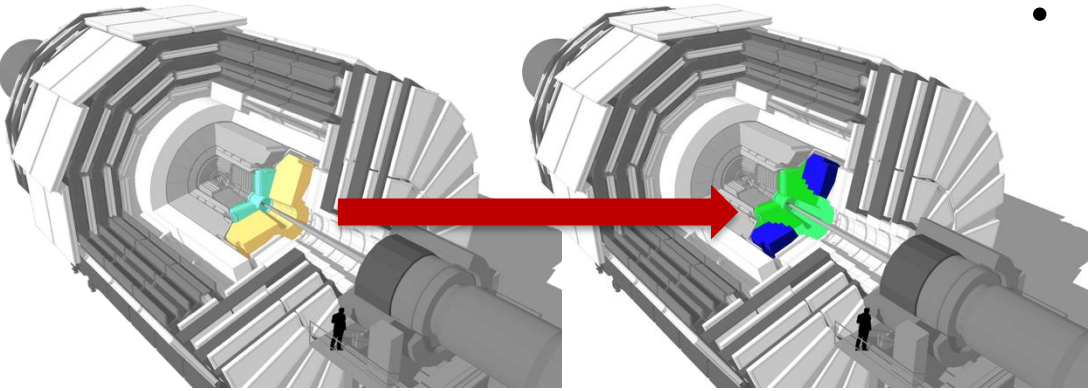

The HGCAL Project

5D imaging calorimeter

- 3D spatial granularity, energy, timing information
- HGCAL covers $1.5 < \eta < 3.0$
- Two separated sections in one single detector

Active Materials

- Silicon Sensors (CE-E and CE-H)
  - ~620 m^2 Si sensors in ~27000 silicon modules
  - ~6M Si Channels (0.5 or 1cm^2 cell size)
- Plastic Scintillators with SiPM readout (CE-H)
  - 240k scintillator tiles (~370 m^2)

Passive Materials

- Lead absorber plates, copper cooling plates, and CuW baseplates
- Compact and dense object → 225 T

Power Consumption

- ~125kW per endcap

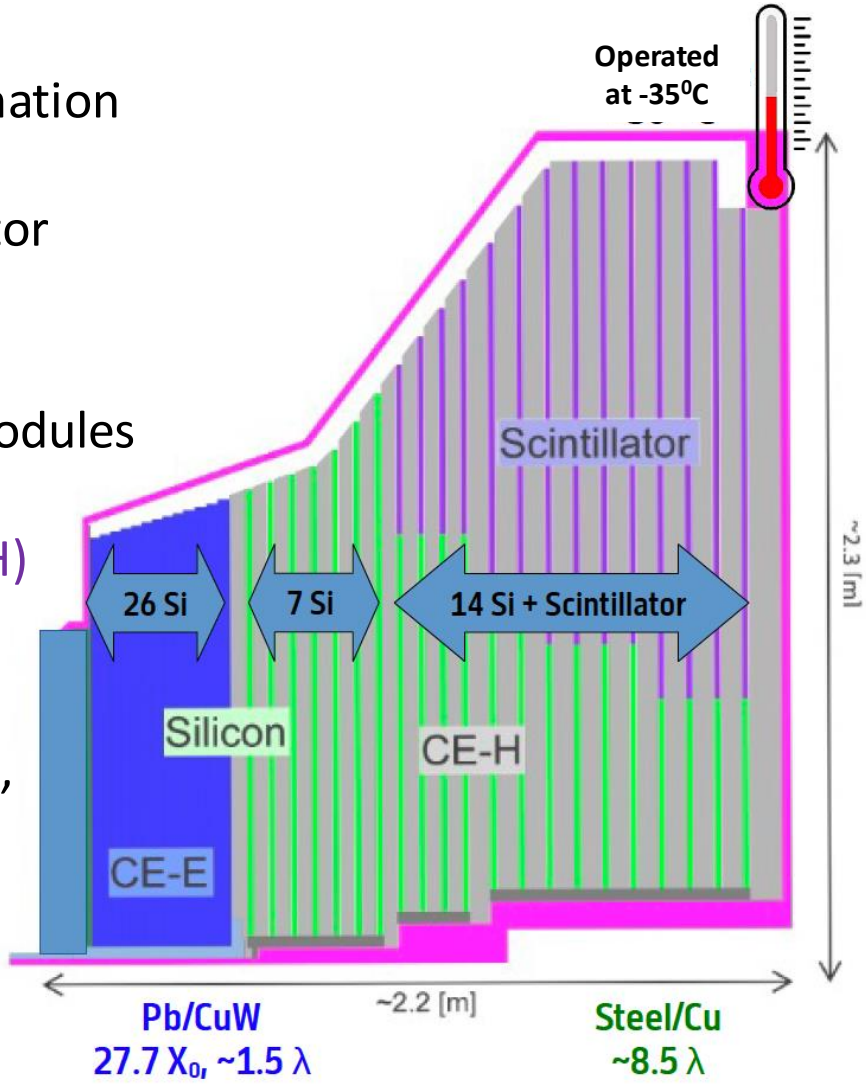

HG Calorimetry at 1.5 < |η| < 3.0

Case for HG Calorimeter in the forward region

- Allows PF measurements to extend from the tracker into the calorimeter
- Allows the subtraction of the energy from pileup events leading to a good resolution even in high pileup environment

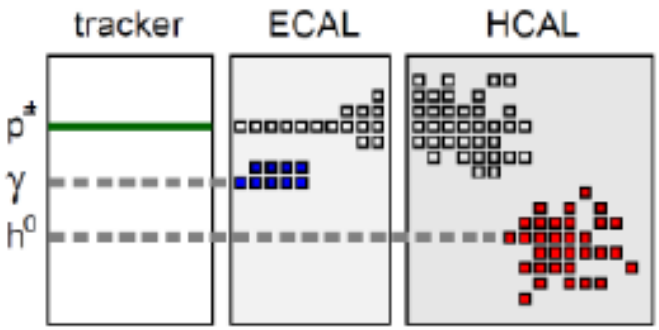

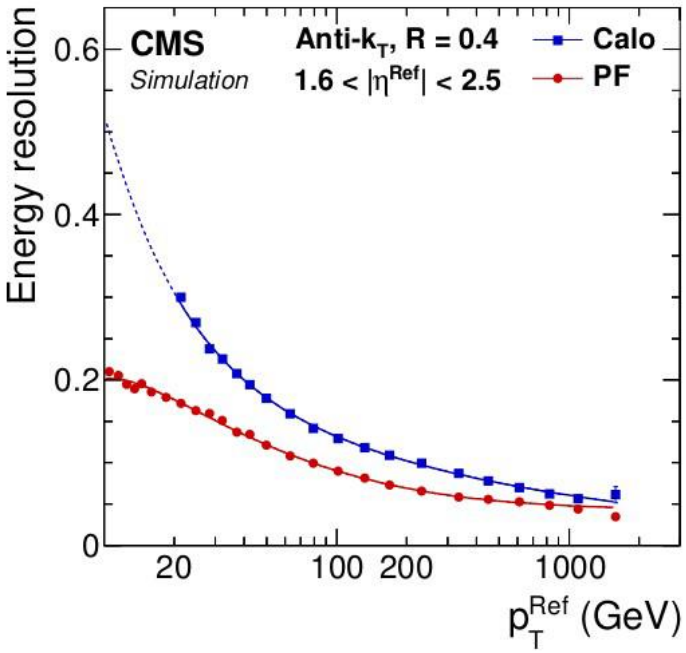

- Merged jets can be reconstructed with higher efficiency and better E resolution improving the boosted object reconstruction performance
- The high lateral granularity allows the tagging of narrow jets originating from the production mode of the VBF Higgs boson as well as jets from the weak vector boson scattering
- HG allows efficient e/gamma reconstruction/PID in the presence of PU in the forward region
- E resolution like the current detector at high energies

HGCAL: 5D Imaging Calorimeter

Forward jet signatures from VBF

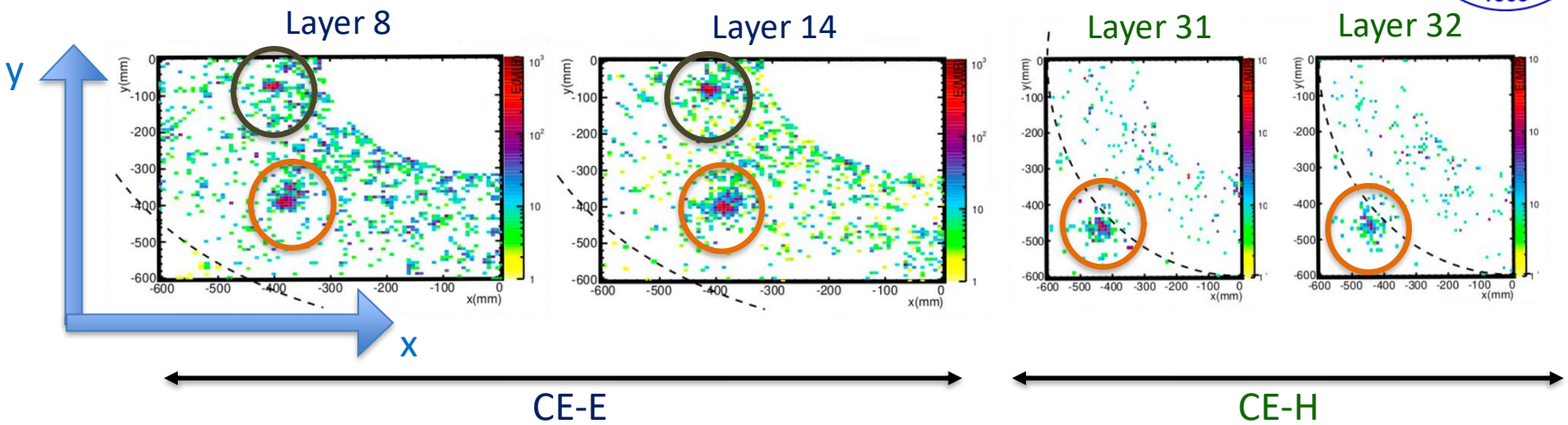

VBF H → $\gamma\gamma$ + 200 PU

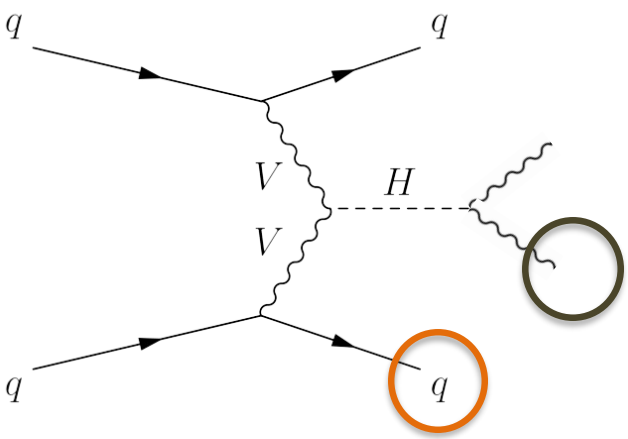

The Phase-2 Upgrade of the CMS Endcap Calorimeter - TDR

Spatial 3D Granularity

- High lateral and longitudinal granularity
- Two showers can be clearly separated

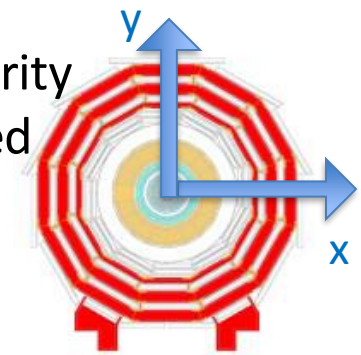

Energy Measurements

- Large dynamic range
- From MIP calibration to showers

HGCAL: 5D Imaging Calorimeter

Forward jet signatures from VBF

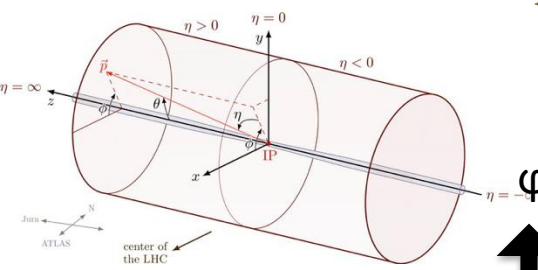

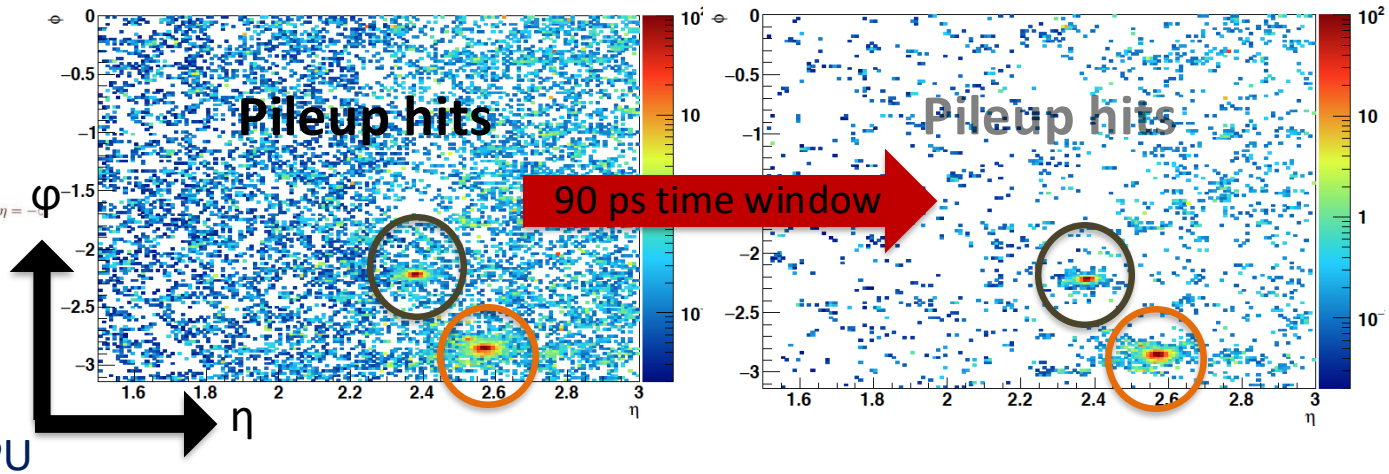

VBF H → $\gamma\gamma$ + 200 PU

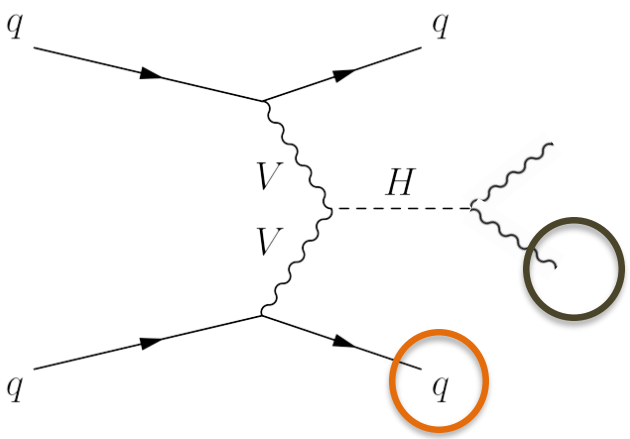

The Phase-2 Upgrade of the CMS Endcap Calorimeter - TDR

Plots show cells with Q > 12fC
(~3.5 MIPs – threshold for timing measurement)

Timing Information and Resolution

- Ability to contribute to the level-1 CMS trigger
  - Pileup mitigation

Active Material – Silicon

Silicon Sensors

- 8’’ hexagonal wafers
- Different cell sizes
  - Different em/hadronic shower development
- Partial design
  - Circular endcap from hexagons

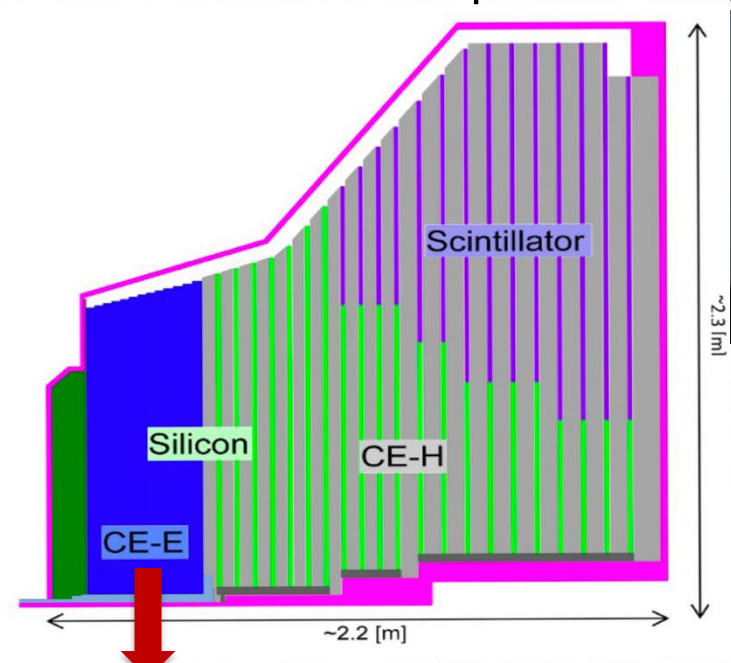

Radiation level comparable to pixel tracker





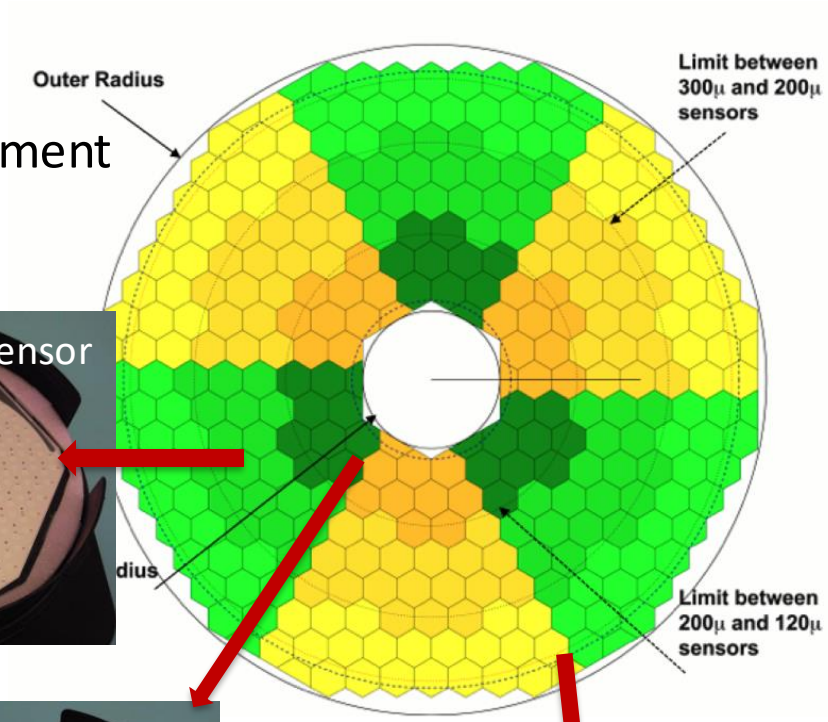

Active Material – Silicon

Silicon Modules

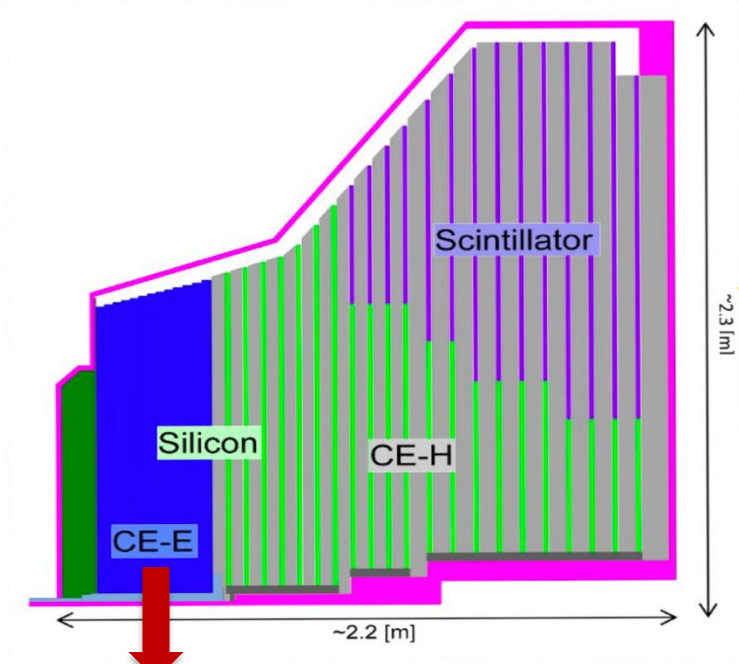

Radiation level comparable to pixel tracker

Hexaboard PCB
Hosting the readout chips

Silicon Sensor

Metalized Kapton Sheet

CuW BasePlate*
Rigidity, contributes to the absorber material



*PCB baseplate in the hadronic sector



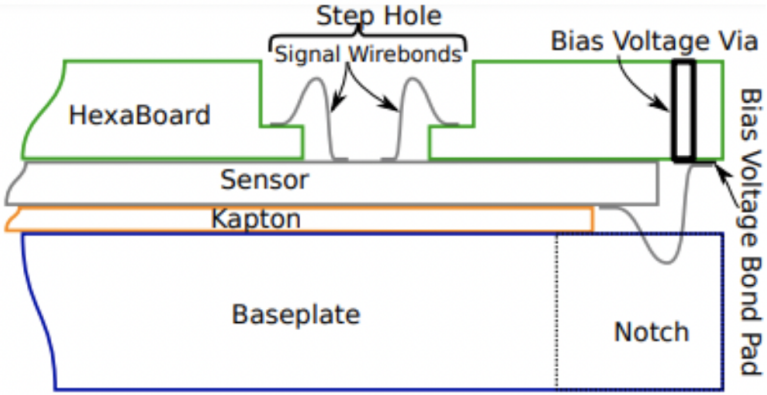

Active Material – Scintillator

SiPM-on-tile

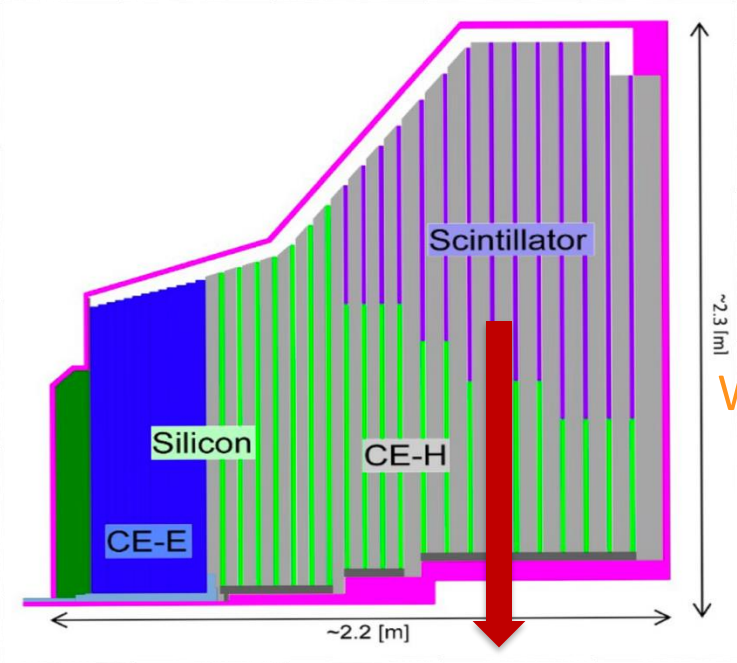

Lower radiation level than silicon sector

Cell sizes from 4 to 30 cm^2

Tileboard PCB

Hosting the readout chips

Wrapped Scintillating Tile

Reflective foil

Silicon Photo Multiplier (SiPM)

Calibration with LED

Scintillator



SiPM



Integration

Cassettes

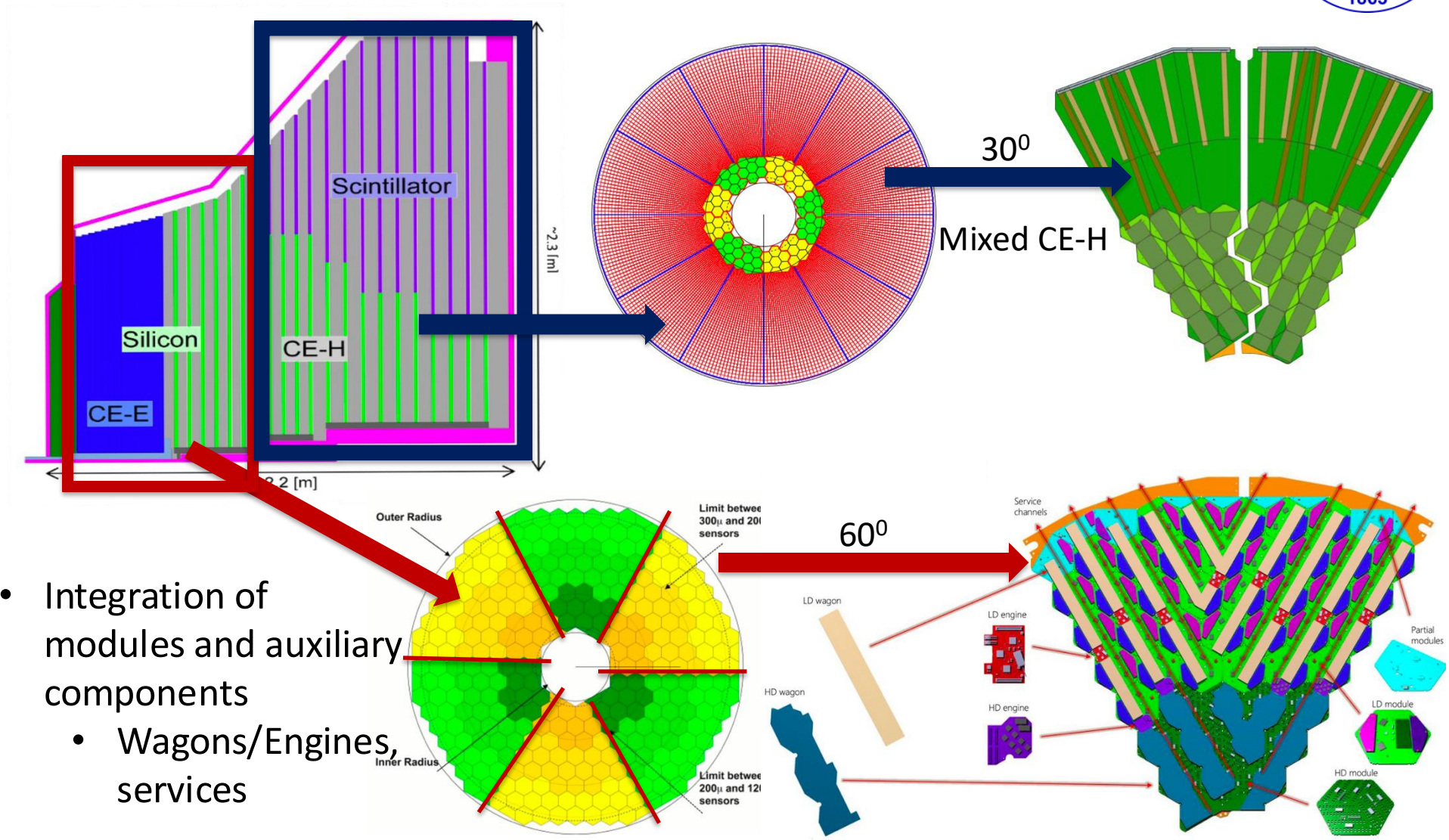

- Integration of modules and auxiliary components
  - Wagons/Engines, services

Integration

Physical Space

Only 5.1 mm to put all electronics

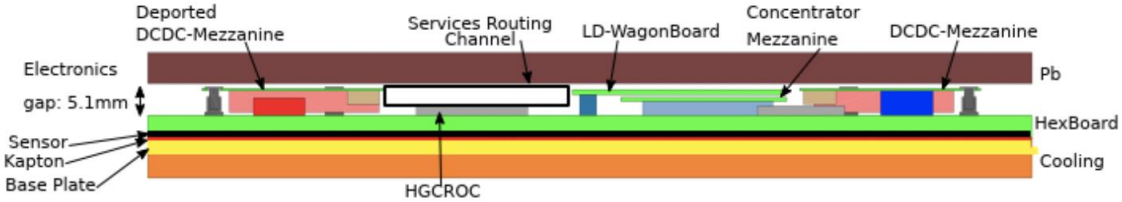

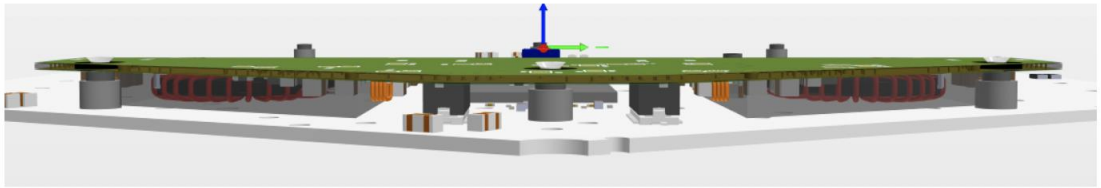



HGCAL Electronics

Main Components and Signal Flow

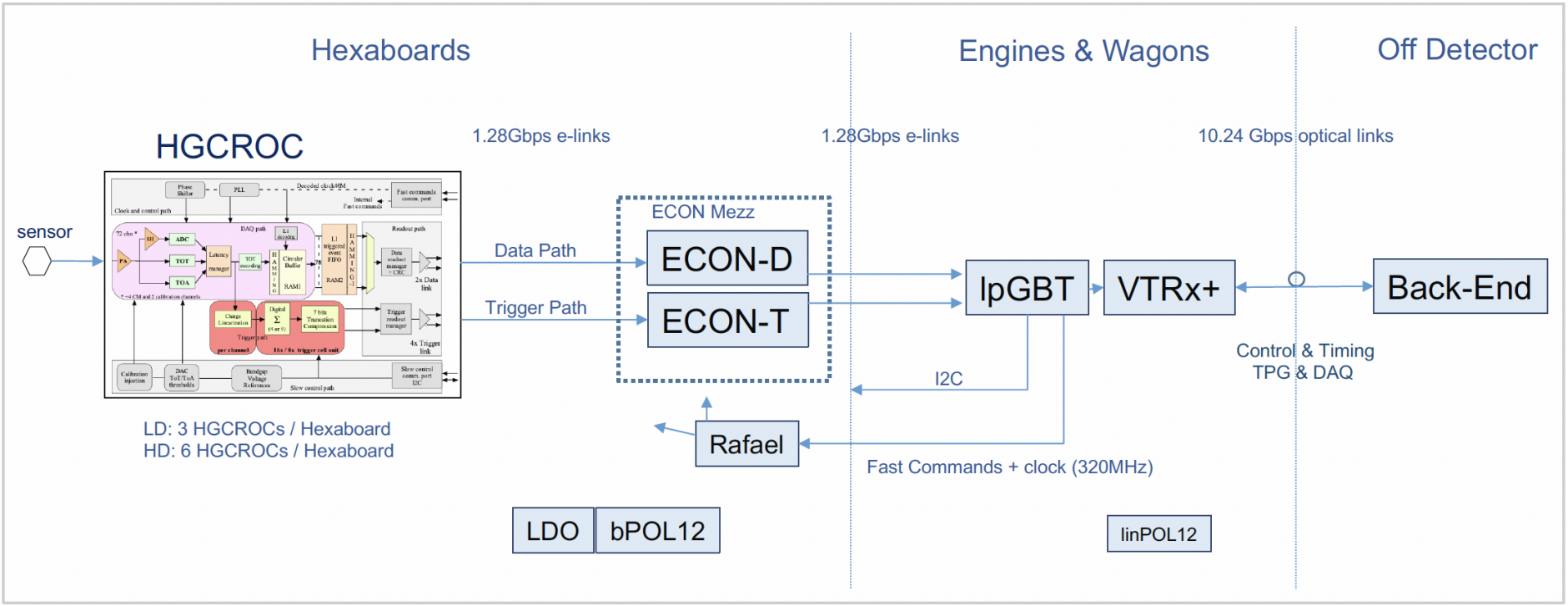

ASIC developments: HGCROC, ECON-T/D, LDO, Rafael

Generic components: lpGBT, VTRx+, DCDCs

These are hosted on pcbs: Hexaboards, Engines/Wagons (CE-E/H) and Tileboards (CE-H)

The figure is for Si-Region. The scintillator region is very similar. It uses a different version of HGCROC, the SCA for Slow Control.

HGCAL Electronics

HGCROC

The Phase-2 Upgrade of the CMS Endcap Calorimeter - TDR

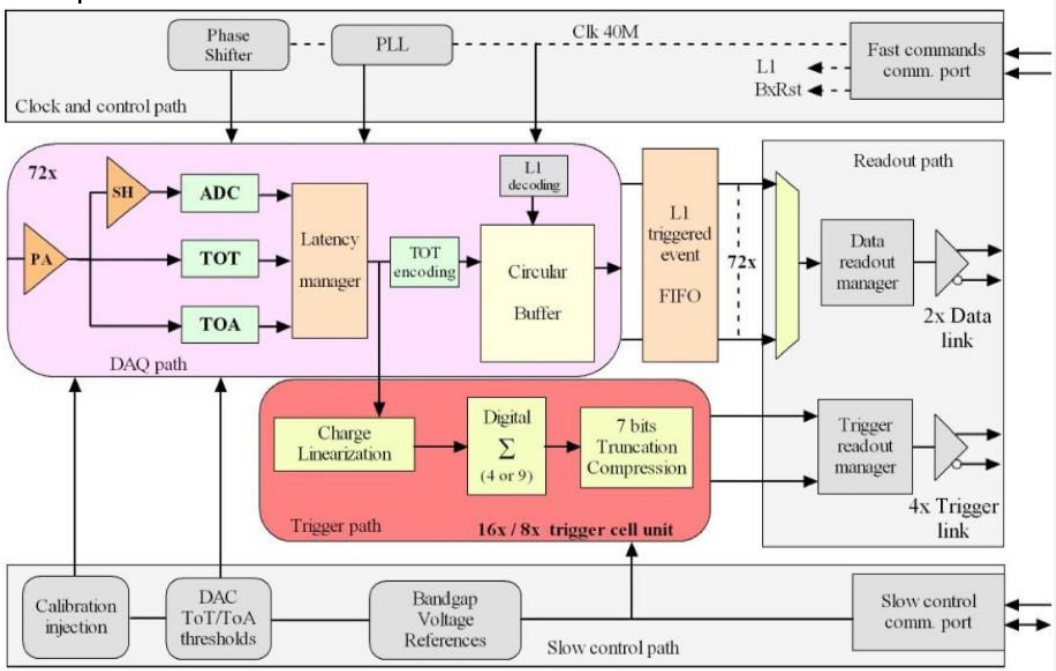

Low Density (LD)
3 ROCs



High Density (HD)
6 ROCs



- Front-end ASIC
- Charge and time measurements
- Similar design for Si and Scintillator with adaptations
- Two halves chip with (up to) 78 channels
- Dynamic Range: ~0.2fC to 10pC

HGCAL Electronics

HGCROC

The Phase-2 Upgrade of the CMS Endcap Calorimeter - TDR

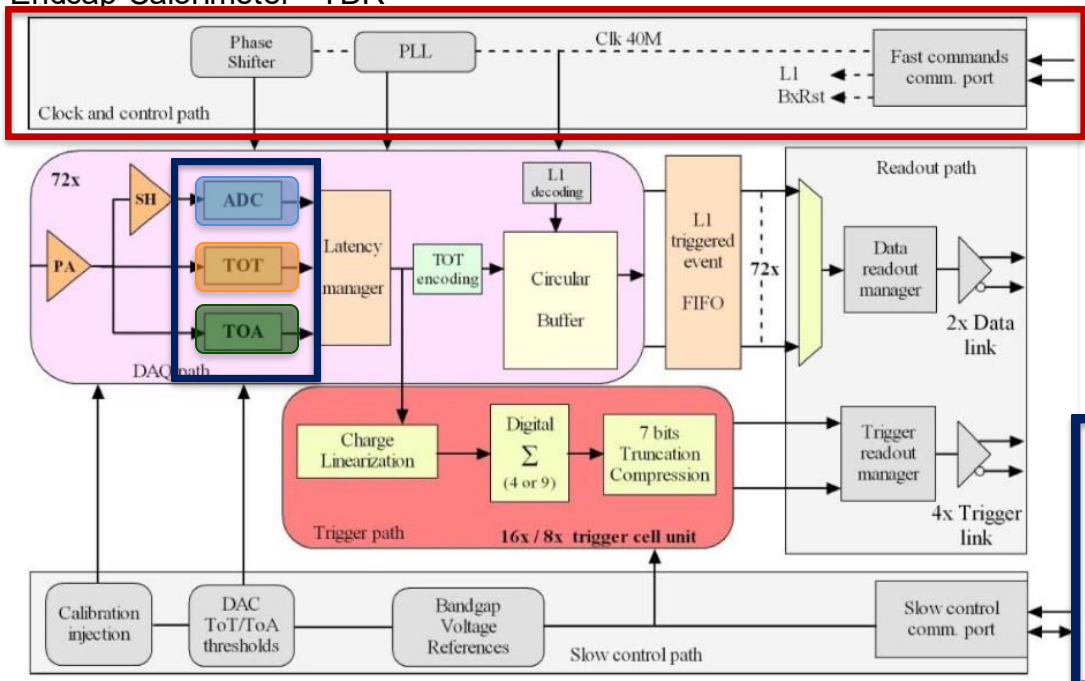

Synchronous fast control @ 320 MHz

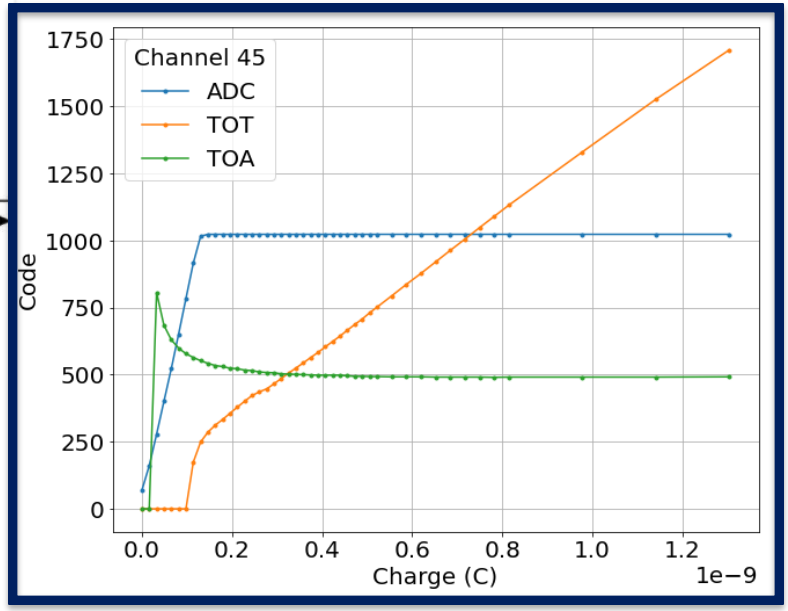

- Charge/Energy
  - ADC: 10-bit → MIPs
  - TOT: 12-bit → showers
- Time:
  - TOA: 10-bit → with 25 ps LSB (full range 25 ns)

HGCAL Electronics

HGCROC

The Phase-2 Upgrade of the CMS Endcap Calorimeter - TDR

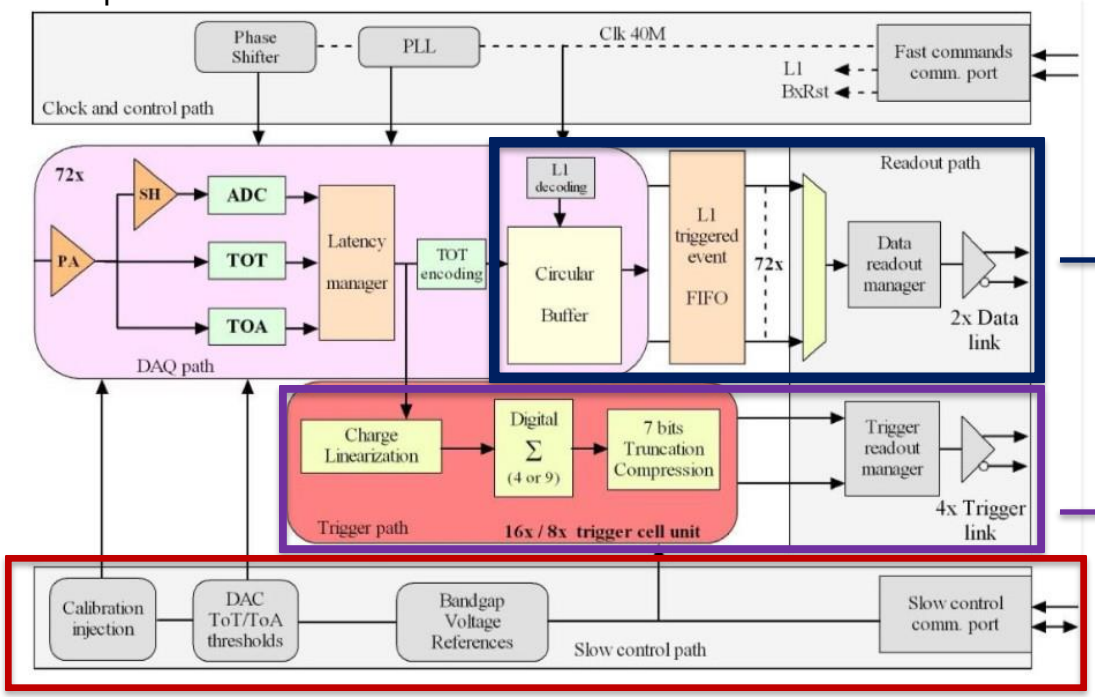

DAQ Path

Data packets after LV1A

LV1A latency up to 12.5 µs

2 outputs @ 1.28 Gbps

Trigger Path

Trigger primitives @ 40 MHz

Max latency of 36 bx

4 outputs @ 1.28 Gbps

Sum of 4/9 channels

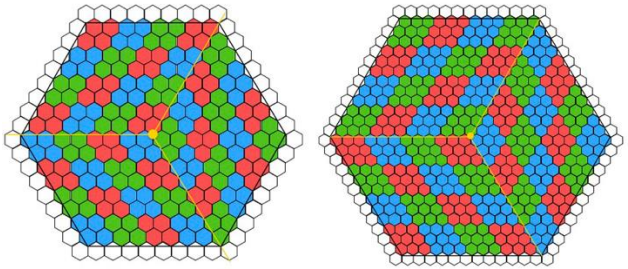

Asynchronous slow control I²C

HGCAL Electronics

ECON-T/D

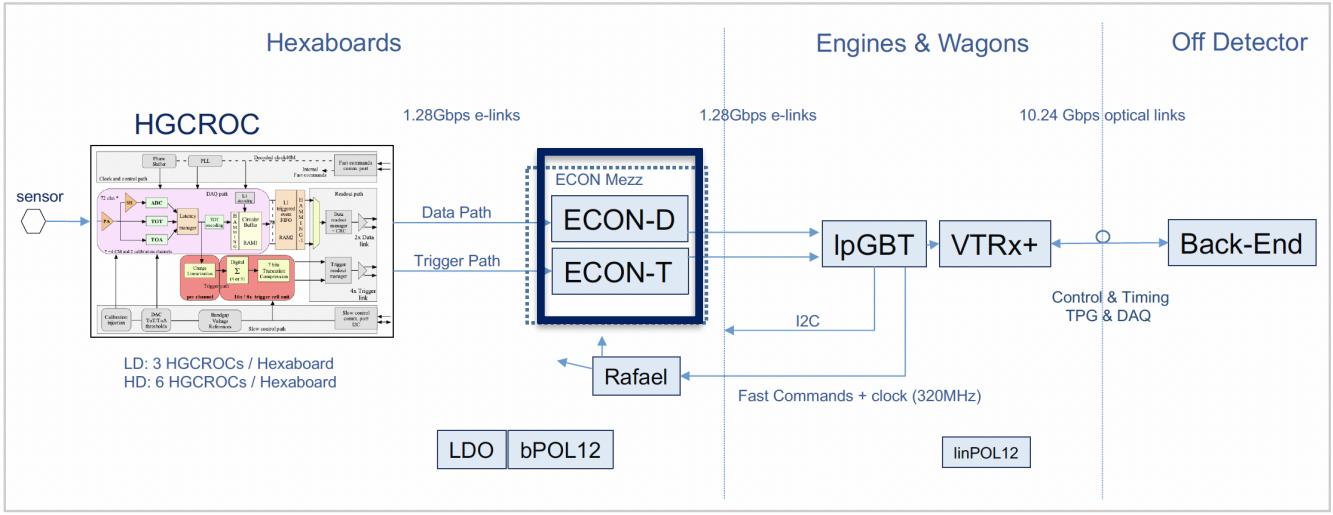

ECON-D:

- Receives HGCROC data packets after LV1A
- Performs zero suppression
- Transmission @ 750 KHz



ECON-T:

- Select/compress trigger data
- Transmission every 40 MHz

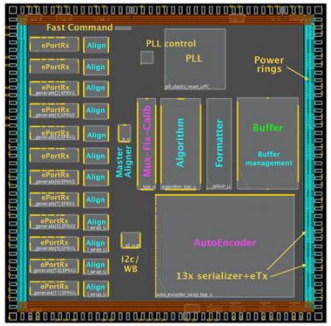

HGCAL Electronics

Engines/Wagons

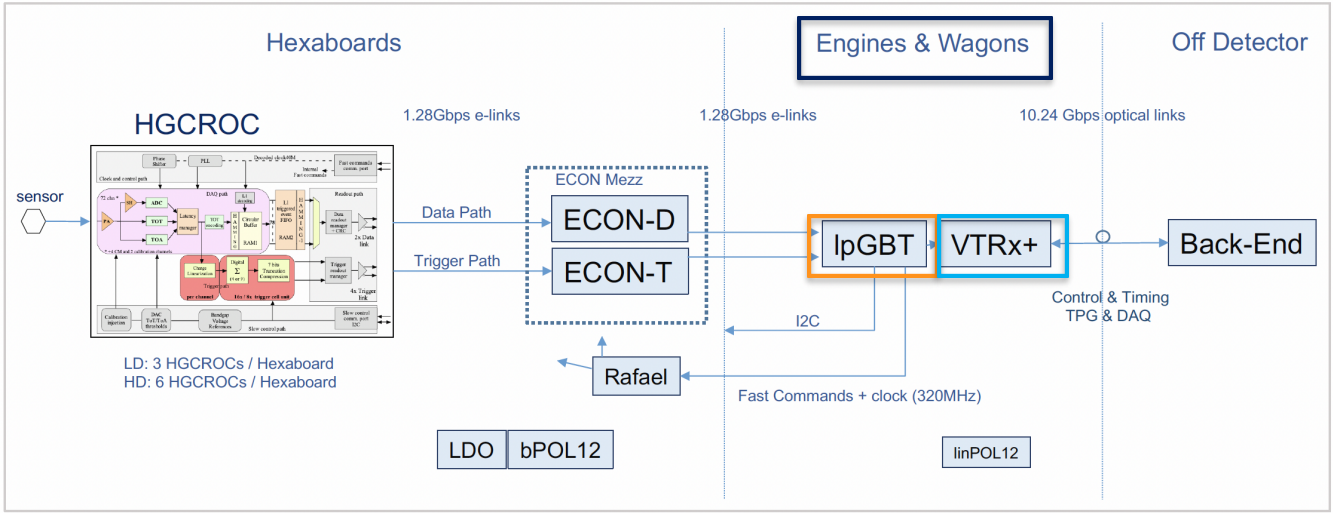

Engines/Wagons:

- Active/Passive elements
- Hosting lpGBT/VTRX+
  - Transmission to Back-End
  - Clock distribution
  - Fast commands/Configurations
- LD Engine contains 3 lpGBTs and 1 VTRX+
- HD Engine contains 6 lpGBTs and 2 VTRX+

LD Engine



HD Engine



HGCAL Electronics

Back-End

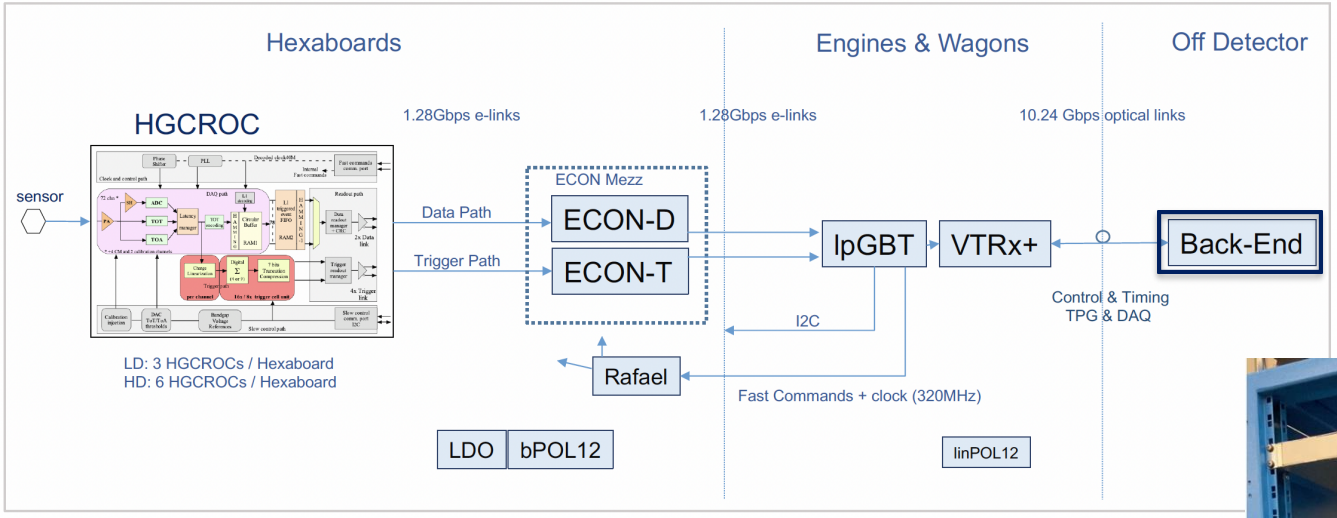

ATCA-based custom readout FPGA boards (Serenity)

- Can host up to two FPGA daughter boards
- Receives data via optical fibers from VTRX+
  - 54x2/108 input channel - 10 Gbit/s
- Transmits data to DTH boards (central DAQ system)
  - 12 output channel - 25 Gbit/s



System Tests

Hexacontroller

Main purpose:

- Silicon Module Tester (Hexacontroller) for electrical/signal integrity tests and debugging

Hexacontroller v1.1

Firmware & Software

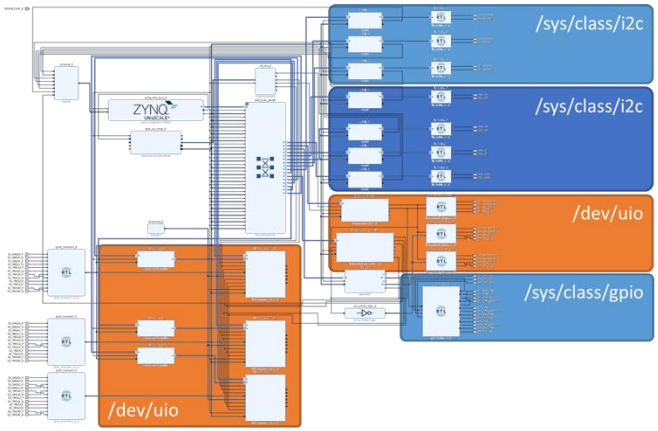

Capable of testing different silicon module variants

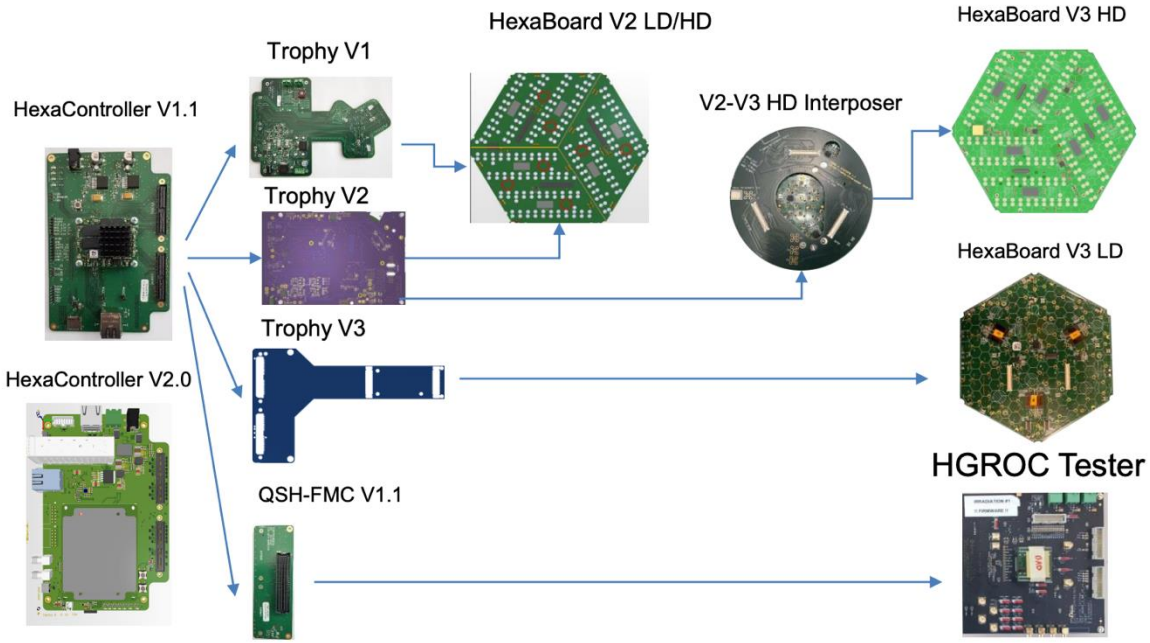

Additional use case:

- Emulate ASIC functionalities in the lab benches while building the full readout chain

Beam Tests

2018 Setup

Carried out at the H2 beamline branching from SPS (Super Proton Synchrotron, CERN)

- $e^{\pm}$, π, μ beam of 20 to 300 GeV energy
- Full GEANT4 simulation

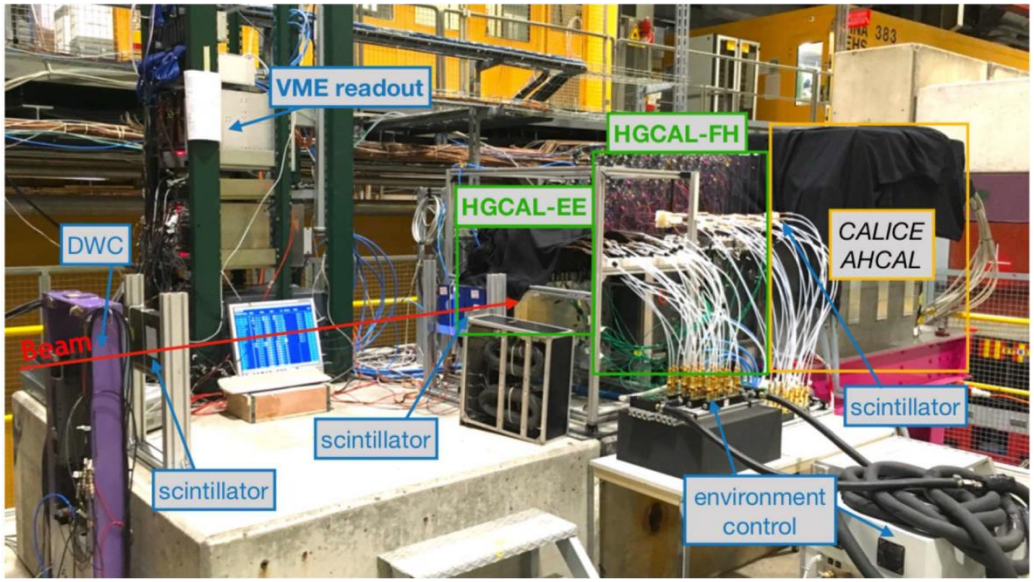

- Electromagnetic section (HGCAL-EE)
  - Stack of 28 silicon modules
  - Double sided cassettes
  - Pb/Cu absorber (+ CuW baseplates)
- Hadronic section (HGCAL-FH)
  - 12 layers of up to 7 silicon modules assemblies
  - Steel absorber (+ Cu cooling/support plates)
  - Single sided cassettes
- Complemented by CALICE AHCAL
  - 39 layers of scintillator/SiPM-on-tile prototype
  - Steel absorber





Beam Tests

2018 Results

e^+ beam data, reconstructed in HGCAL-EE

JINST 17 P05022

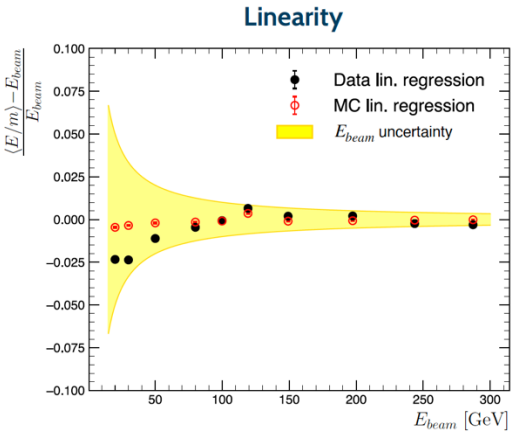

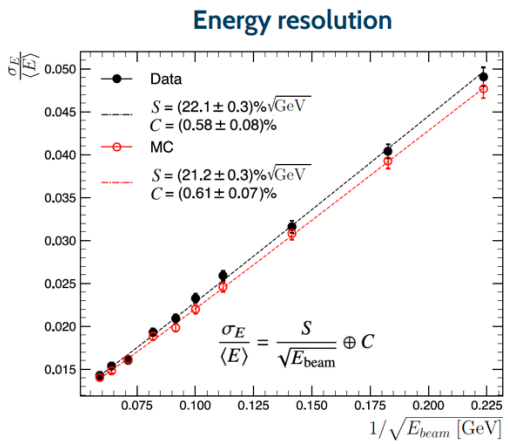

- Energy response linear within ±1.5% above 50 GeV
- Energy resolution within the physics performance target: 0.6% constant term
  - Compatible with performance of the current CMS electromagnetic calorimeter

π beam data, reconstructed in HGCAL-EE,-FH and CALICE AHCAL
GNN-based reconstruction (DRN) to fully exploit the high-granularity and account for hadronic showers fluctuations

JINST 19 P11025

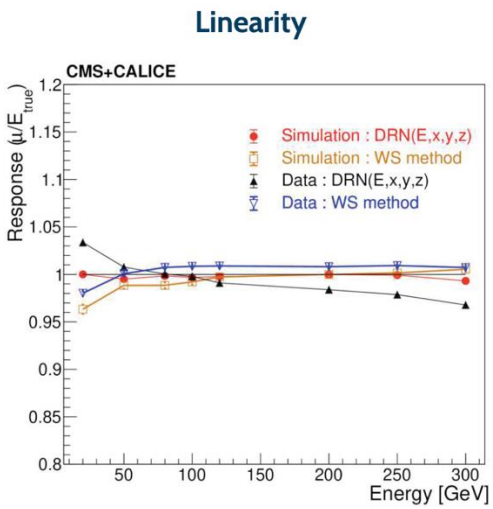

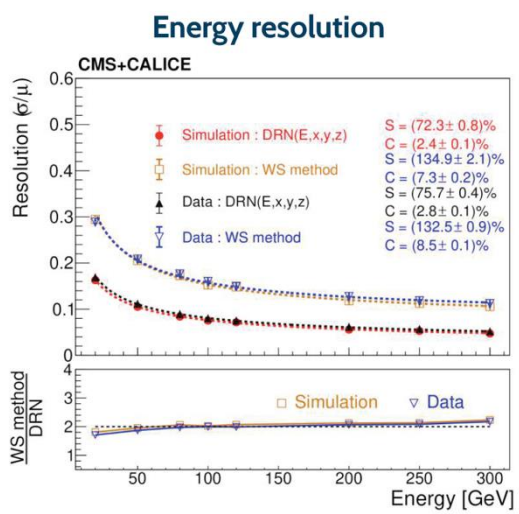

- Energy response linear within few %
- Excellent data/simulation agreement
- DRN (Dynamic Reduction) method brings a x2 resolution improvement w.r.t. energy-dependent weighted reconstruction (WS)

Beam Tests

2018 Results

e^+ beam data, reconstructed in HGCAL-EE

250 GeV/c e^+

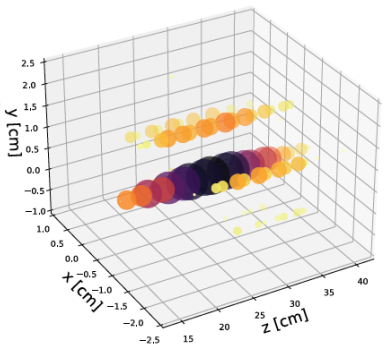

The evolution of real particle showers is **resolved by the timing measurement**

250 GeV/c e^+: 0.0-0.4 ns

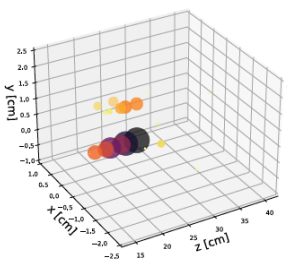

250 GeV/c e^+: 0.4-0.8 ns

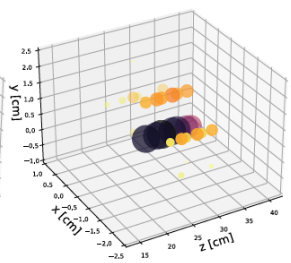

250 GeV/c e^+: 0.8-1.2 ns

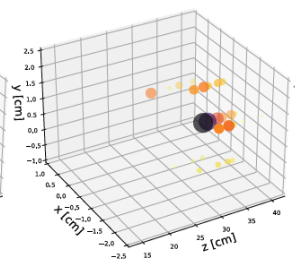

JINST 19 P04015

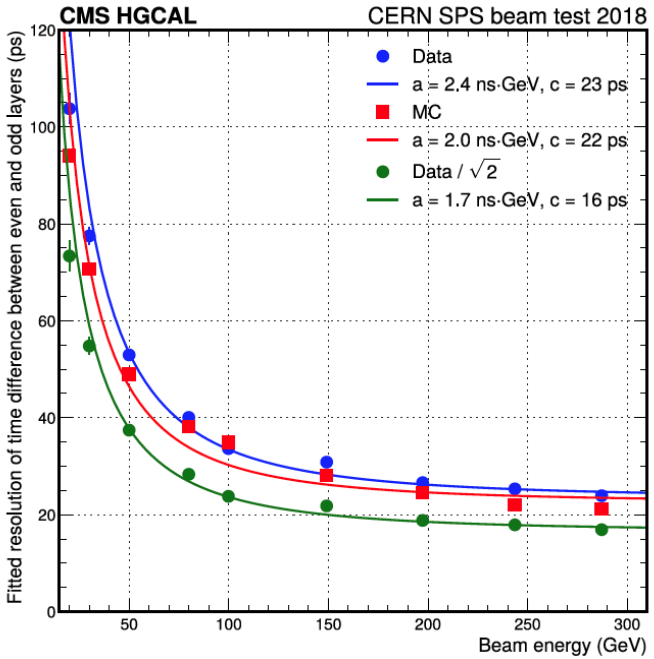

Resolution using half-showers in even/odd layers scaled by √2 as estimate of the performance with all layers

Performance meeting target: 16 ps constant term

Beam Tests

2023: Readout Chain Commissioning

- First test beam with full vertical readout chain in place
- Trigger and DAQ path read out at ~100 kHz
- Synchronization of all FE ASICs and BE FPGAs achieved
- DQM using reconstruction in CMS central software
- ECON-T and ECON-D configuration tests
  - Different trigger primitive algorithms exercised
  - Zero suppression data-taking mode
  - Pass through mode

Beam spot in LD full module

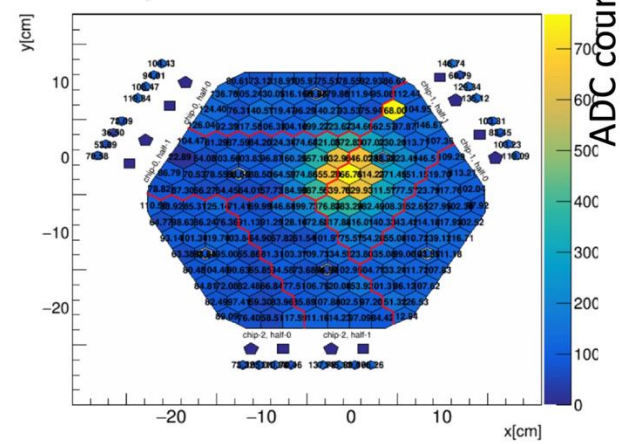

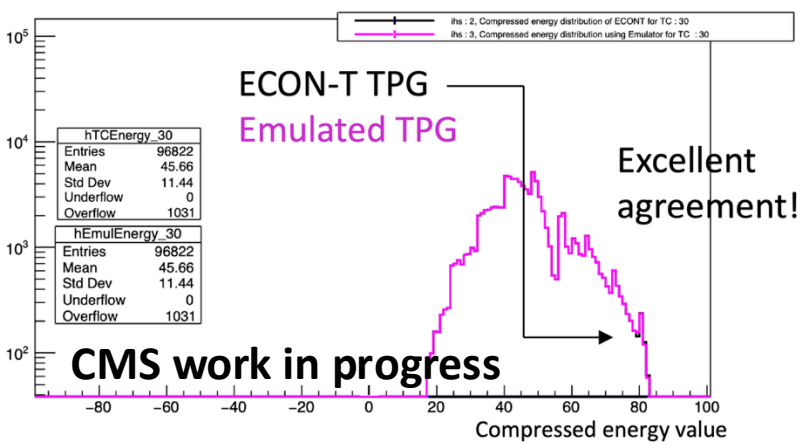

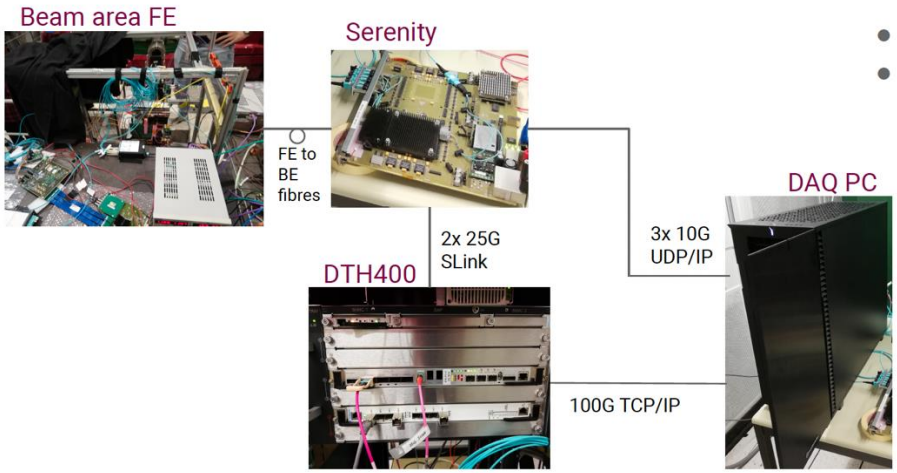

System Validation

Silicon and SiPM-on-tile modules



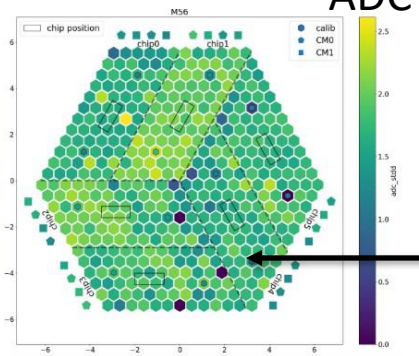

Work in progress

LD module

- Noise, S/N studies in beam tests

First HD module assembled Dec. 2022

- Similar performance to LD modules

Work in progress

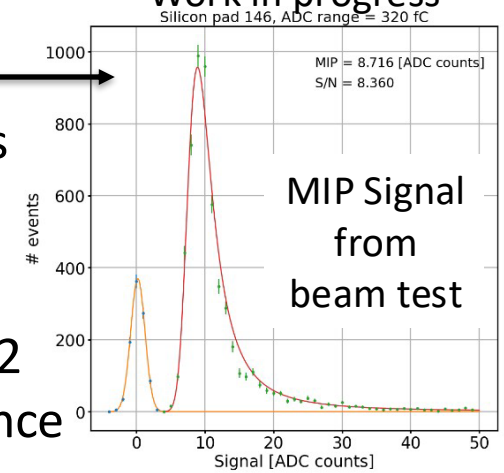

SiPM-on-tile

- Closed to final tileboard module commissioned and tested in beam tests
  - S/N studies
  - Scintillator light yield calculations

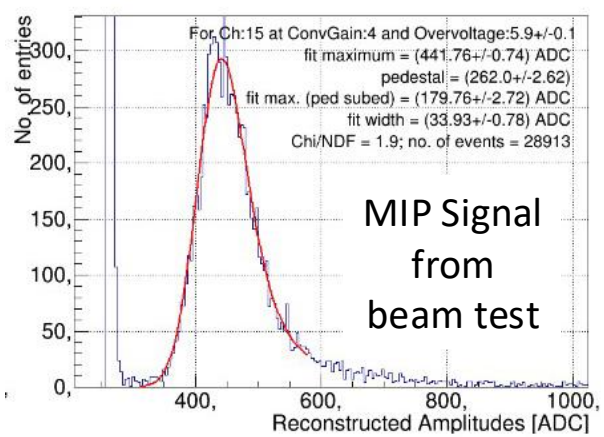

Work in progress

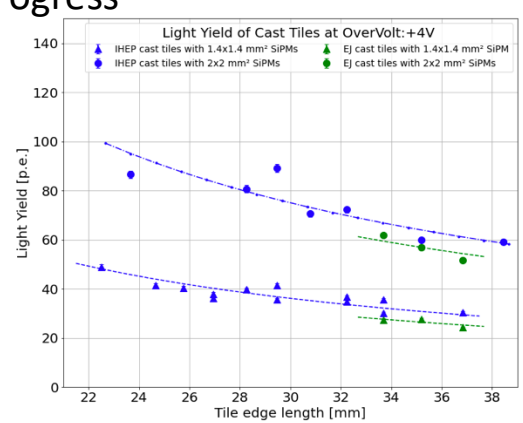

HGCAL Mechanics

CE-E Mechanics

- Dense layering of cassettes, lead sheets, stacked on a stainless-steel back-plate
- In advanced design stage
  - To be made by CERN and industrial partners

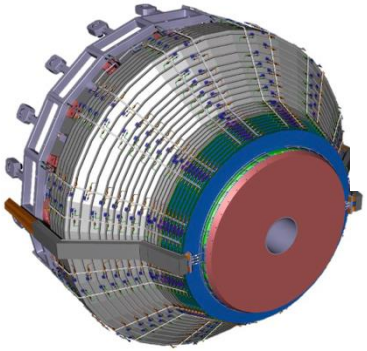

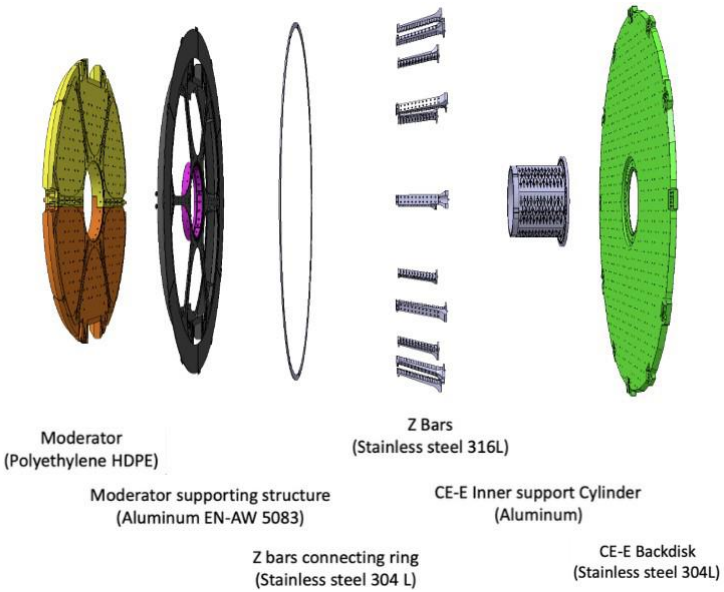

CE-H Mechanics

- Layered stainless-steel structure
- All raw steel plates and cylinders have been manufactured
  - Pre-production started in March 2023

Simulation and Reconstruction

Detector Simulation

- Geometry close to final design
- Sensor/Electronics provide full end-to-end simulation
- Reconstruction with realistic end-of-life conditions

Reconstruction with CLUE and TICL

- Reduces the number of hit objects by building clusters of energy
- Can be parallelized and runs on GPUs
- Tested with beam-test data
- Iterative clustering
- RecHits → LayerClusters → Tracksters

End-to-end Machine Learning

- Noise filter
- GravNet graph neutral network performs clustering on cleaned data

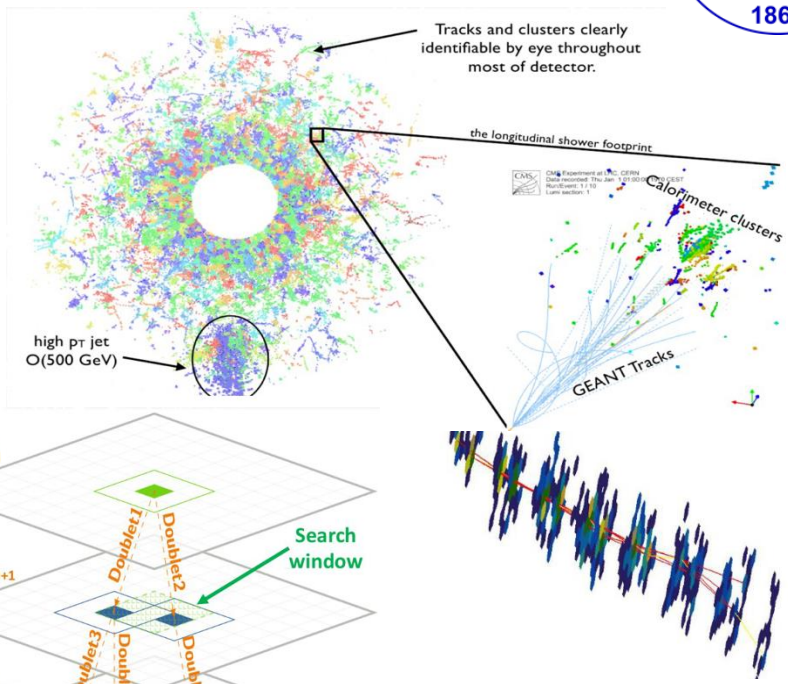

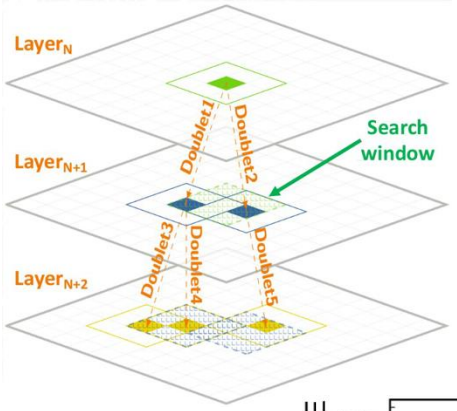

Trackster connecting several 2D LayerClusters

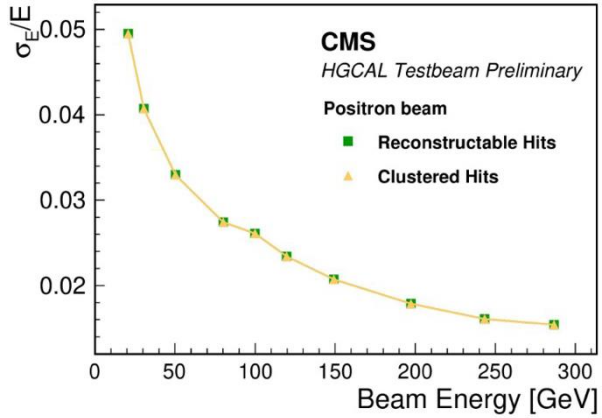

Mass Production





Silicon Modules

- ~27000 silicon modules
- Built and tested in 5 Module Assembly Centers (3 in US, 1 in Taiwan, 1 in China)

SiPM-on-tile modules

- 240k SiPMs/tiles
- ~4000 Tilemodules
- Built and tested in 2 Tilemodule Assembly Centers (1 in US, 1 in Germany)

Mass Production

Silicon Module Testing

Thermal Chamber

- Chiller controller
- Dry air controller
- Sensor network (Thermal and humidity sensors)

SM DAQ Subsystem;

- SOC FPGAs for capturing high speed data
- DAQ server for evaluating results.

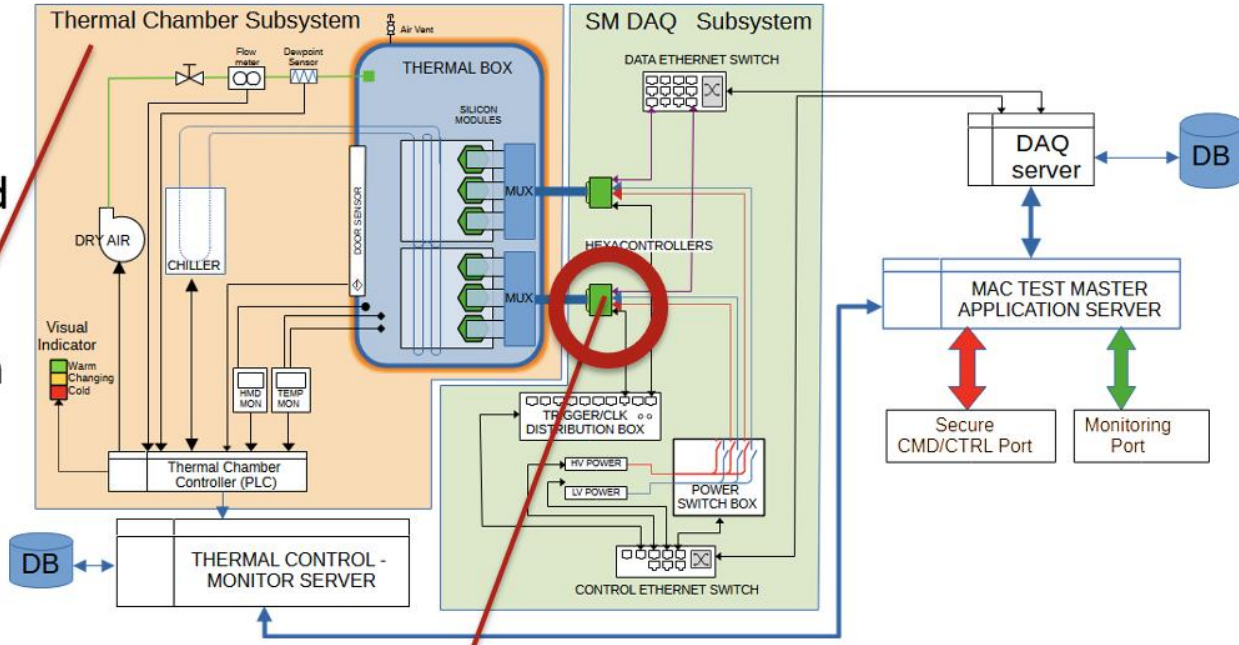

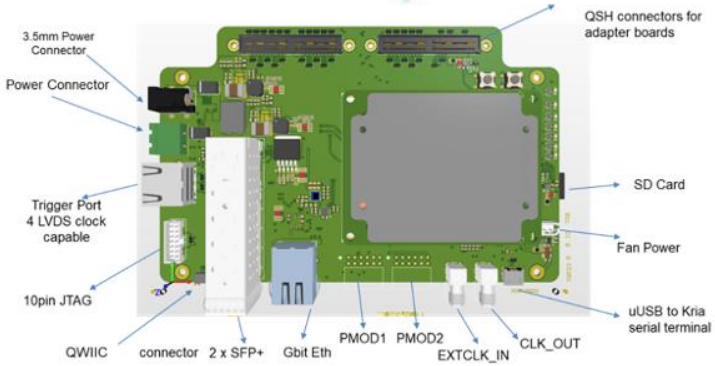

Outlook

Cutting-edge detector design

- High spatial granularity detector
- Precise timing for showers
- Energy measurements from MIP to showers

>6M silicon & >200k scintillator channels in harsh radiation environment

Important progress and ongoing developments

- System performance in beam and lab tests
  - Results in agreement with expectations
  - Full readout chain with all ASICs and final Back-End
- Ready for mass production

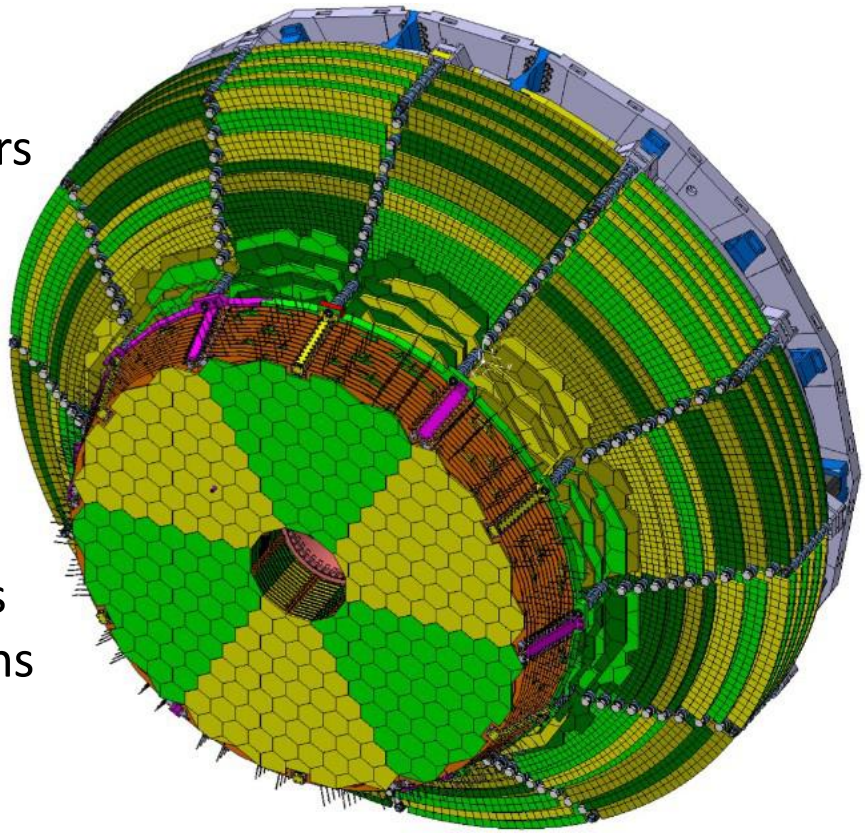

Backup

HGCAL: 5D Imaging Calorimeter

Ideal coverage for VBF di-Higgs

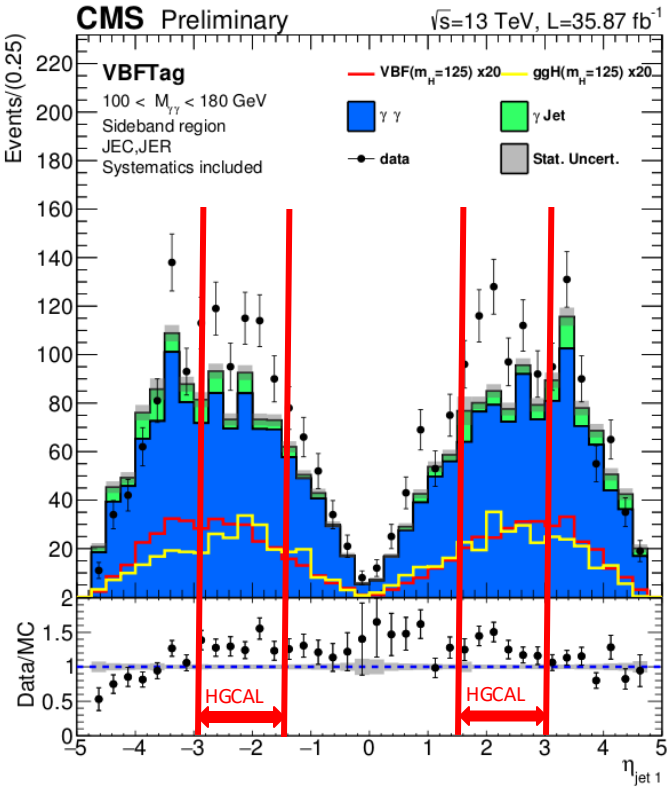

Back on the envelope VBF jet acceptance:

Bjorken x

$$\eta(\mathrm{VBF}) = a\cosh\left(\frac{P}{Q}\right) = a\cosh\left(\frac{P}{M_H/2}\right) = a\cosh\left(\frac{0.1\times 6.5\mathrm{TeV}}{0.063\mathrm{TeV}}\right) \sim 3$$

Virtuality

For di-Higgs VBF production:

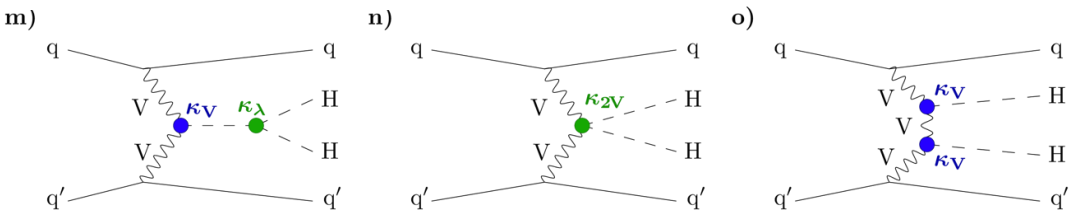

$$\boxed{\eta(\mathrm{HH}) = a\cosh\left(\frac{P}{M_H}\right) \sim 2.3}$$

Quark jets go right in the center of HGCAL

Active Material – Silicon

Silicon Sensors – Charge Collection vs Fluence





Similar charge collection for the 200 and 300 µm at 10^{15} and 1.5 x 10^{15} n_{eq}/cm^2

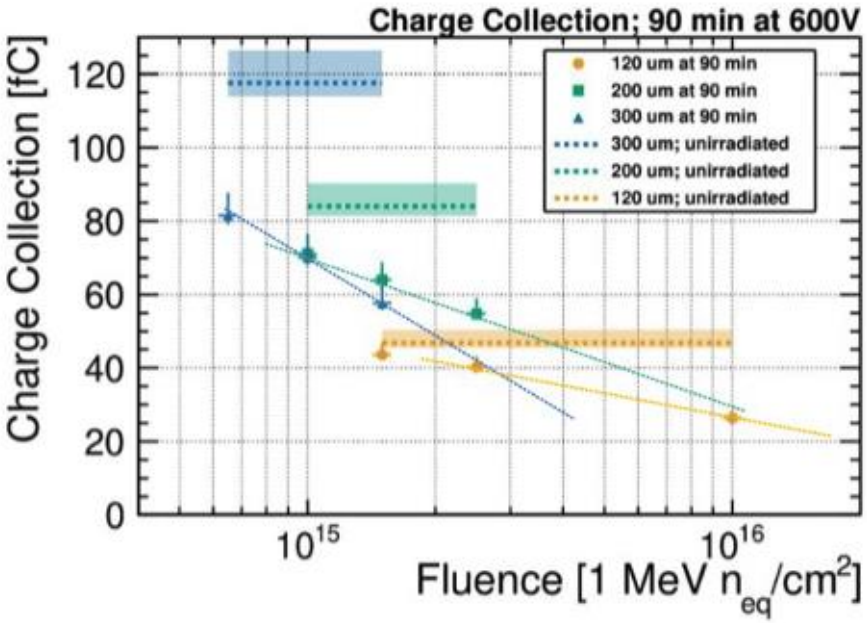

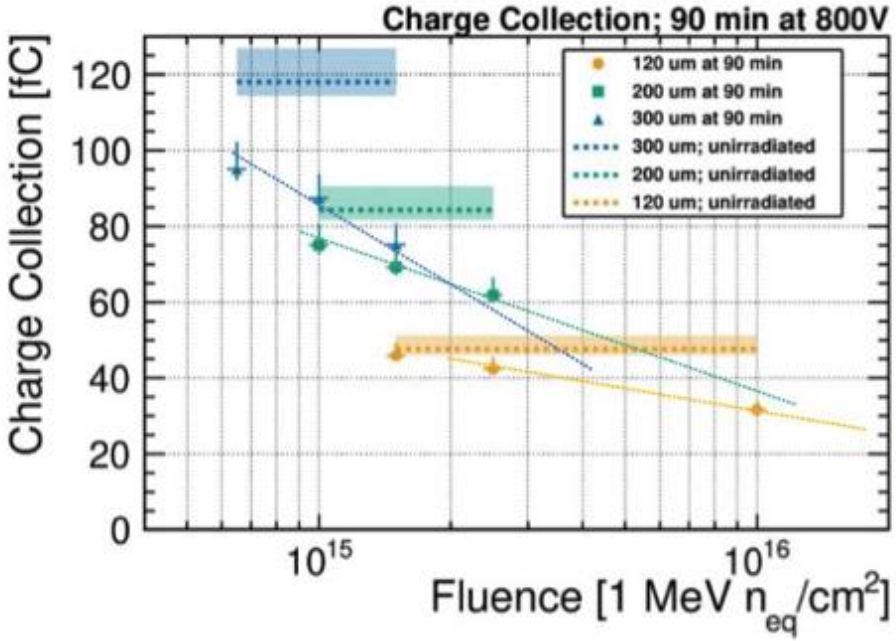

HGCAL Electronics

Hexaboards

LD



HD



- HB design process qualification
- HBs successfully demonstrated in system and beam tests
- Finalizing the design of all HB types
- Pre-production boards to fabricate and evaluate
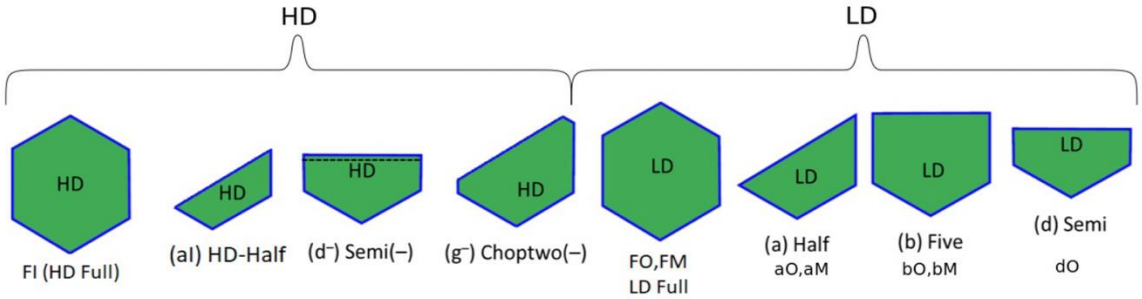
Semi