


QuarkNet

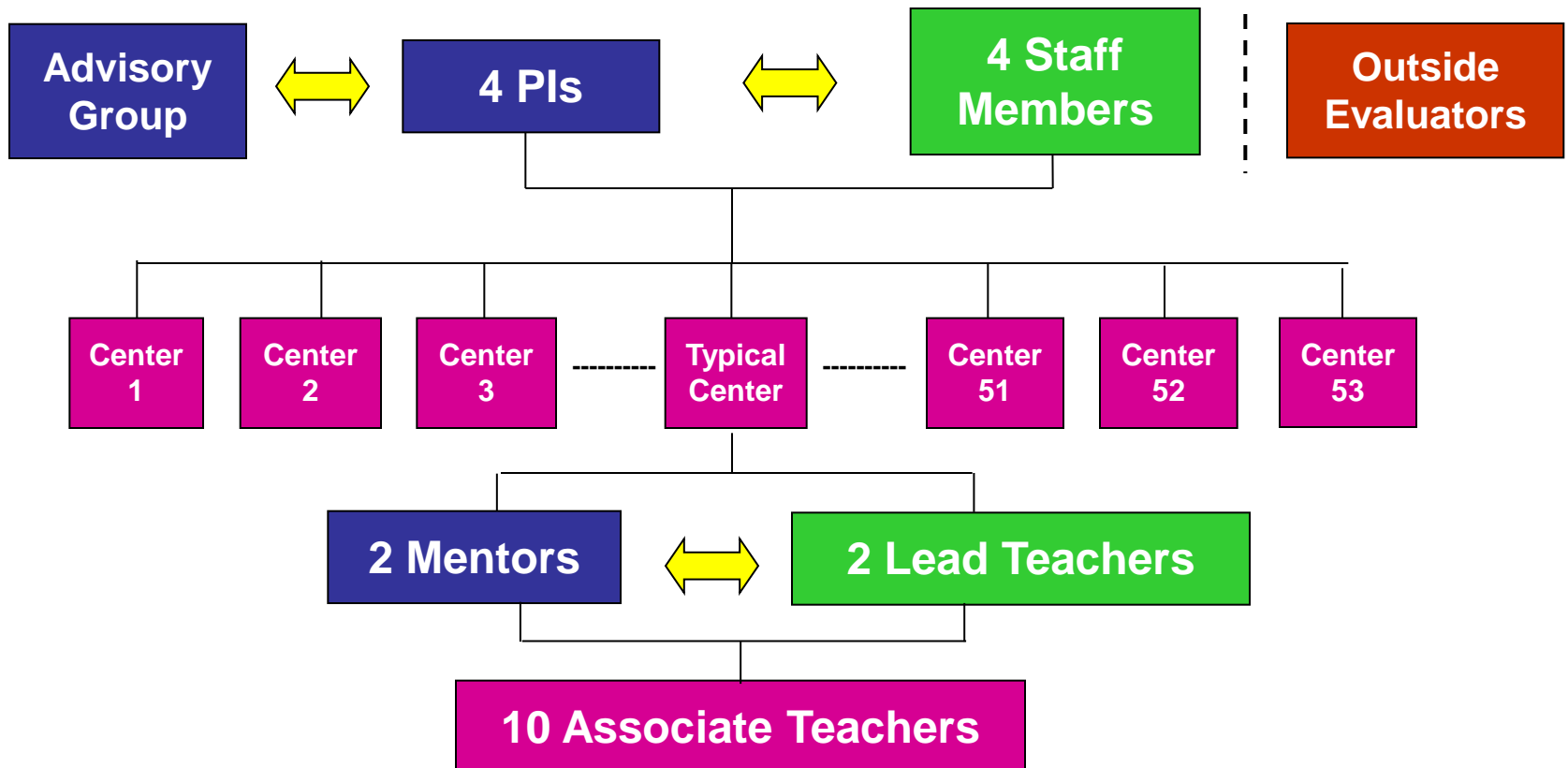
The QuarkNet Collaboration






QuarkNet

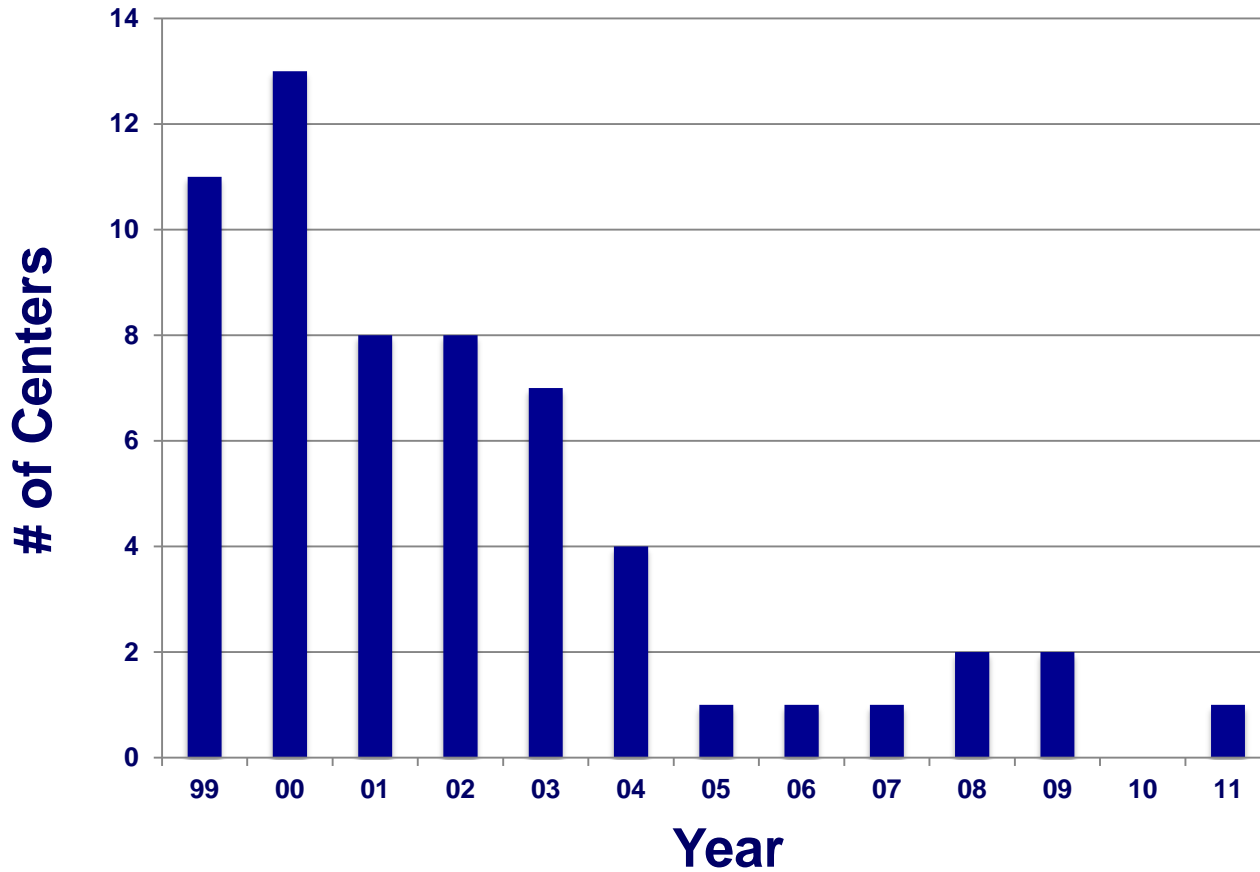
Organization






QuarkNet

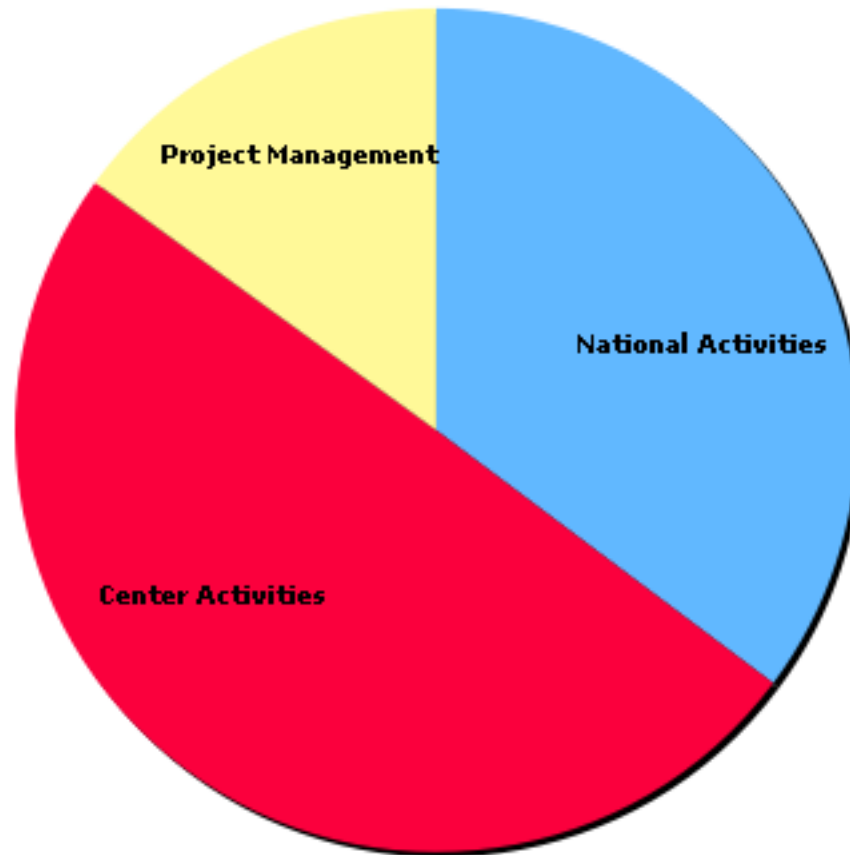
Development of Network






QuarkNet

QuarkNet Budget FY12





QuarkNet

QuarkNet Budget FY12

Program Year 2012 Budget					
	DOE	NSF	Staff FTE (in weeks)	Staff \$	TOTAL \$
National Activities					632.7
Boot Camp	37.5		5.0	16.6	54.1
Detectors	75.0		35.0	65.0	140.0
e-Labs			37.0	115.5	115.5
Fellows	95.5		9.5	30.0	125.5
Masterclass	12.0		5.5	18.1	30.1
Virtual Center (Folded into Participant Support)					
Websites			0.5	1.6	1.6
Native American Initiative	7.5	20.0	5.0	20.1	47.6
Broader Impacts	20.0	12.0	25.5	86.4	118.4
Center Activities					893.5
Participant Support		410.0			410.0
RFP Supplemental Funding		170.0	2.0	6.9	176.9
Staff Support			87.5	306.6	306.6
Project Management					269.6
Ad Group	10.0		2.0	6.9	16.9
Evaluation	75.2		7.5	25.9	101.1
Other Tasks	11.0	18.0	56.5	122.6	151.6
	343.7	630.0		822.1	1795.8




Center Programs

Year 1: Lead teacher research internships

Year 2: Associate teacher workshop

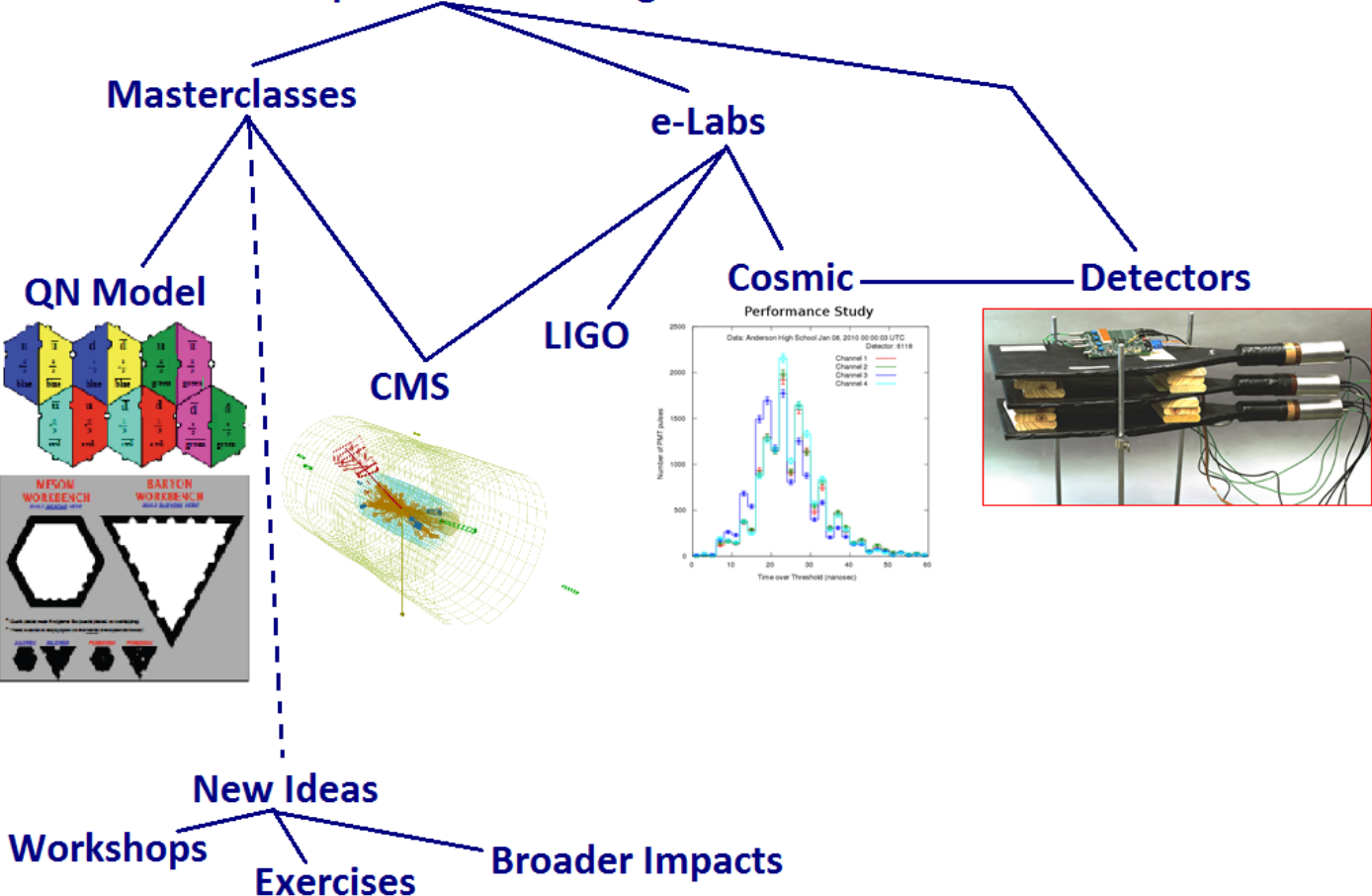
**Year 3+: Follow-on program
Student research internships**




QuarkNet

Learning Tools


Development of Learning Tools





QuarkNet

Staff Support—Key Feature




Bob Peterson with Virtual Center



Tom Jordan at Fermilab



Kris Whelan with Boston Center



Ken Cecire in Puerto Rico



Success Factors



- **Strong mentor leadership**
- **Strong teacher leadership**
- **Regular meetings**
- **Meaningful activities**
- **Classroom implementation**
- **Staff support**
- **Additional resources**
- **Stable participant base**
- **Teacher professionalism**
- **Learning community**
- **Skill-building workshops**