

# Putting it all together

Werner Herr, CERN



Slide 1

[http://cern.ch/Werner.Herr/CAS2012/lectures/Granada\\_review.pdf](http://cern.ch/Werner.Herr/CAS2012/lectures/Granada_review.pdf)

Werner Herr, putting it all together, CAS 2012, Granada

## Review of the course ...

- What did we learn ?
- What can we do with that ?
- How can you contribute to an accelerator project ?

Slide 2

Werner Herr, putting it all together, CAS 2012, Granada

## Review of the course ...

- What did we learn ?
- What can we do with that ?
- How can you contribute to an accelerator project ?

Slide 3



Werner Herr, putting it all together, CAS 2012, Granada

## Key issues in an accelerator project

- What is the purpose of the machine ?
- Which resources are available ?
- Basic steps:
  - Choice and definition of parameters
  - Design of the machine
  - Construction of the machine
  - Operation of the machine

Slide 4

## The purpose of the machine

- Not always a single solution for all applications
- Design depends on the purpose
  - Light source
  - Particle physics
  - Medical applications
  - Industrial applications
  - ...



Slide 5

## Accelerators in the world (2007\*):

High-energy physics research	120
Synchrotron light sources	50
Ion beam analysis	200
Photon or electron therapy	9100
Hadron therapy	30
Radioisotope production	550
Ion implantation	9500
Neutrons for industry or security	1000
Radiation processing	2000
Electron cutting and welding	4500
Non-destructive testing	650

Total: **27700**

\*) R. Hamm at 9th ICFA Seminar, October 2008

Slide 6

## The choice of the particle and energy

- Depends on the purpose and availability:
  - Synchrotron light sources:  $e^-$ ,  $e^+$
  - Industrial applications:  $p$ ,  $ions$ , ..
  - Medical applications:  $p$ ,  $e^-$ ,  $ions$ , ..
  - HEP experiments:  $p$ ,  $\bar{p}$ ,  $e^-$ ,  $e^+$ ,  $ions$ ,  $\nu$ ,  $\mu^\pm$ , ..
- Sources are important: some particles are hard to get ( $\bar{p}$ ,  $\nu$ ,  $\mu^\pm$ , ions, ..)

Slide 7

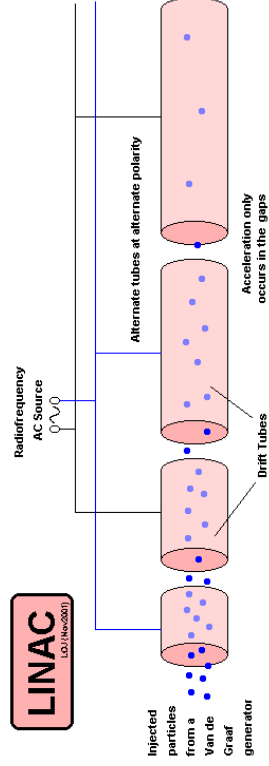
## The choice of the particle and energy

- Depends on the purpose and availability:
  - Synchrotron light sources:  $e^-$ ,  $e^+$
  - Industrial applications:  $p$ ,  $ions$ , ..
  - Medical applications:  $p$ ,  $e^-$ ,  $ions$ , ..
  - HEP experiments:  $p$ ,  $\bar{p}$ ,  $e^-$ ,  $e^+$ ,  $ions$ ,  $\nu$ ,  $\mu^\pm$ , ..
- Sources are important: some particles are hard to get ( $\bar{p}$ ,  $\nu$ ,  $\mu^\pm$ , ions, ..)
- **Resources** are important too: usually determine the type (and size) of your machine

Slide 8

## Different types - linear accelerators

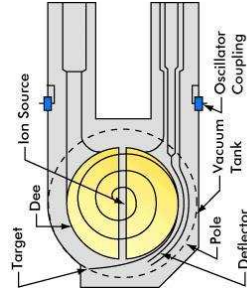
- Single pass
- Low and high energy
- High intensity
- Big size



Slide 9

## Different types - cyclotrons

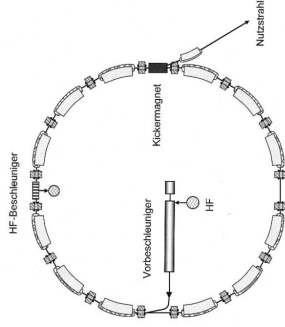
- Compact
- Constant field
- Lower energy



Slide 10

## Different types - synchrotrons

- Larger
- Constant radius
- High energy



Slide 11

## The choice of the type of particles

- Hadrons versus Leptons - two extreme cases ...
- We look at two basic parameters for the choice

Magnetic rigidity:

$$B\rho = p/e = m_0 v \gamma / e$$

Synchrotron radiation losses:

$$eU_0 = A\gamma^4 / \rho$$

- Numerical examples:

Slide 12

## The choice of the type of particles

Two machines in the same tunnel:

LHC (7000 GeV):  $B = 8.3 \text{ T}$        $U = 0.00001 \text{ GeV}$   
LEP (100 GeV):  $B = 0.12 \text{ T}$        $U = 3 \text{ GeV}$

- If you have money for a large magnet system: hadrons
- If you have money for a large RF system: leptons

Slide 13

## The choice of the type of machine

- Depends on type of physics
- Particle energy as large as possible
  - Go for a Linac or Synchrotron
  - For high proton energy: synchrotron
  - For high lepton energy: synchrotron or linac
  - For high beam power: FFAG ??
  - For highest centre-of-mass energy: colliding beams

Slide 14

## Why colliding beams ?

- Two beams:  $E_1, \vec{p}_1, E_2, \vec{p}_2, m_1 = m_2 = m$ ,
- $E_{cm} = \sqrt{(E_1 + E_2)^2 - (\vec{p}_1 + \vec{p}_2)^2}$
- Collider versus fixed target:  
Fixed target:  $\vec{p}_2 = 0$      $E_{cm} = \sqrt{2m^2 + 2E_1m}$   
Collider:  $\vec{p}_1 = -\vec{p}_2$      $E_{cm} = E_1 + E_2$
- LHC (pp):    14000 GeV versus  $\approx 115$  GeV
- LEP ( $e^+e^-$ ):    210 GeV versus  $\approx 330$  MeV !!

Slide 15

## Colliders:

- For collider, additional advantages:
  - Particles are "re-used" until they interact
- For collider, additional difficulties:
  - Special lattices
  - Insertions
  - Additional collective effects
  - Advanced course on accelerator physics (next year)

Slide 16



## Accelerated particles

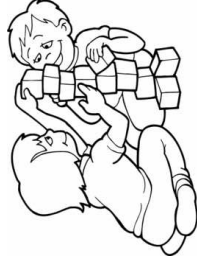
- Accelerated particles are fast !
  - They may or may not be relativistic (depends also on particle type !)
  - Must take relativistic properties into account
  - E.g. lifetime, transition, relativistic mass, ...
- Personal recommendation: always do the calculation, in particular for lower energy machines

Slide 17

## The required systems

Often deserve dedicated (special) schools:

- Magnets: guide the beams (2009)
- RF system: accelerate the beams (1991, 1993, 2000, 2010)
- Diagnostics: measure the beams (2008)
- Vacuum, cryogenics, metrology (1992, 1997, 1999, 2002, 2006)
- Power Converters, Control system (1990, 2004, 2007)
- Sources, beam transfer, injection, extraction ! (2012)



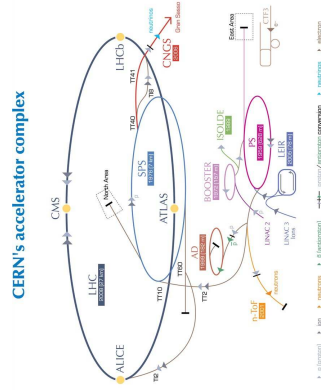
Slide 18

## The required systems

- ▶ Beam dynamics is the basics to define (and understand) the requirements for all systems
- ▶ All systems must work reliably
- ▶ Failure of one system can ruin the project
- ▶ Communication all important

Slide 19

## CERN accelerator complex (2012)



© 2012 CERN  
LHC: Large Hadron Collider, SPS: Super Proton Synchrotron, PS: Proton Synchrotron  
PS-1 to PS-50: Proton Synchrotrons, AD: Accelerator Driver, ROOSTER: Radioactive Ion Beam Factory, INCLINER: Intermediate Energy Cyclotron, LEIR: Low Energy Ion Ring, PSB: Proton Synchrotron Booster, PS-2 to PS-42: Proton Synchrotrons, PS-43 to PS-50: Proton Synchrotrons, ATLAS: ATLAS Experiment, CMS: Compact Muon Solenoid, LHCb: Large Hadron Collider beauty experiment, ALICE: ALICE Experiment

European Organization for Nuclear Research | Organisation européenne pour la recherche nucléaire



© CERN 2008

Slide 20

## Why so many accelerators ?

- We cannot accelerate a particle from zero to large momentum in a single machine
  - Several stages needed: "injector complex"
  - Injector complex uses linacs and synchrotrons
- As example : consider the design of a synchrotron

Slide 21

## The choice of the lattice

- Purpose of magnet system:
  - Keep the beams on a circle or transport the beams
  - Provide the desired beam parameters (e.g. size) for users and other accelerator components (RF, diagnostics etc.)
  - Keep the beams stable as long as required


Slide 22

## The choice of the magnets

- Lower fields
  - Normal conducting
  - Maximum 2 T field
  - Power (electricity costs !)
- Higher fields
  - Superconducting, (material cost !)
  - Fields above 10 T possible
  - Low power, but need cryogenic installation

Slide 23

## The first piece: choice of the size



Magnetic rigidity:

$$p = m_0 c \beta \gamma$$

$$B\rho = mv/e = p/e$$

A handy formula:

$$B[T] \cdot \rho[m] = 3.3356 E[\text{GeV}]$$

Slide 24

## The choice of fundamental parameters

- If you have **B**: choose **E**,  $\rho$   
(e.g. SPS → B-field limited to 1.9 T)
- If you have **E**: choose **B**,  $\rho$   
(e.g. LEP → energy fixed by  $Z_0$  mass)
- If you have  $\rho$ : choose **E**, **B**  
(e.g. LHC → LEP tunnel was already there )

Slide 25

## The choice of the size: example

- Assume protons with  $E = 500$  GeV and a maximum dipole field of 2 T:
- We have  $B[T] \cdot \rho[m] = 3.3356 E[GeV]$ 
  - $\rho = 833.9$  m
  - $C = 2\pi\rho = 5239.5$  m
- Need some space for other elements (about 1/3 is a good guess)
- Choose circumference of 9000 m

Slide 26

## The choice of the magnets

- We decide to have 120 lattice cells (see later)
- We use 4 dipole magnets per cell, i.e. 480 dipole in total
- Each dipole needs a bending of  $2\pi/480 = 0.01309$  rad

$$B \cdot L = 0.01309 \text{ rad} \cdot 3.3356 \cdot 500 \text{ GeV}$$

- With a dipole length of 12 m, we need a B-field of 1.819 T
- $480 \cdot 12 \text{ m} = 5760 \text{ m} = 0.64 \cdot 9000 \text{ m}$
- Well within the specification

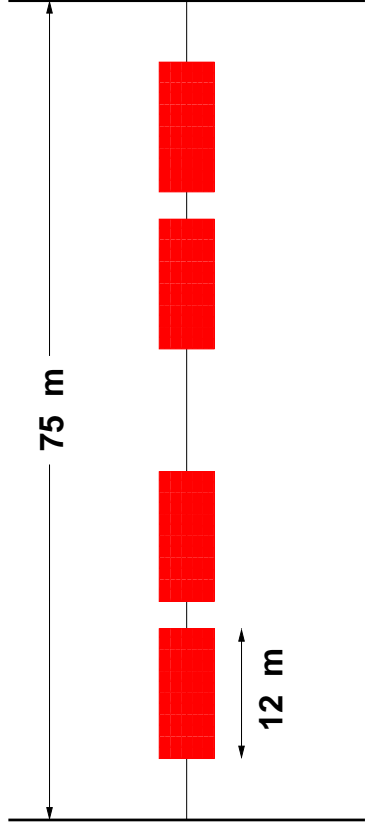
Slide 27

## We have up to now:

- Proton synchrotron with 9000 m circumference
- 480 dipoles in 120 cells
- Each cell is 75 m long, 48 m occupied by dipoles

Slide 28

## First part of the cell



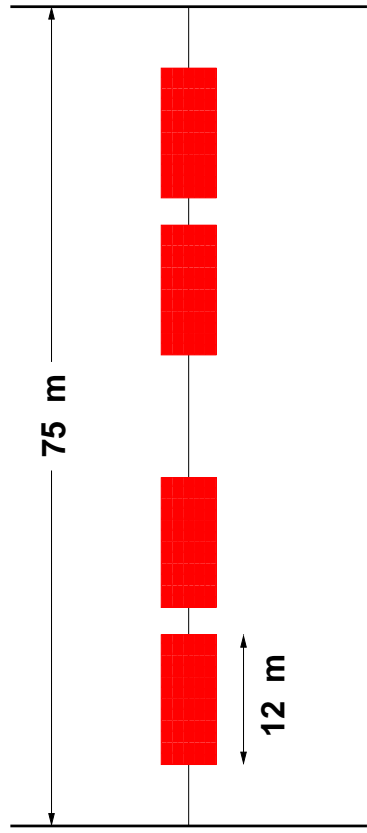
Slide 29

## Complete the cell

- We have to focus the beam !
- The choice to make:
  - The type of lattice
  - Phase advance per cell
- Go for a FODO lattice (we can treat that with the lectures)

Slide 30

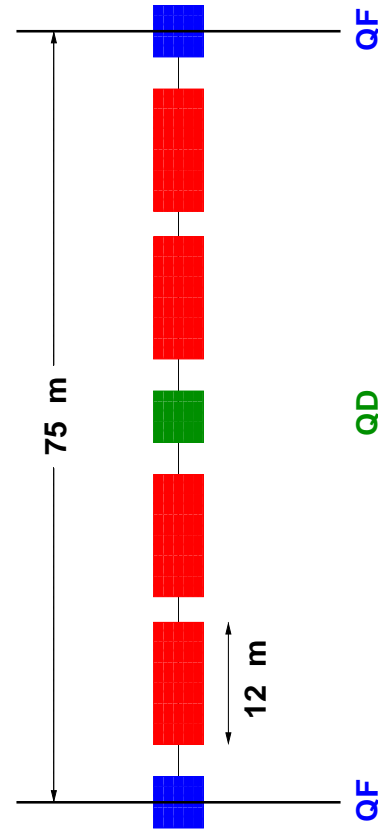
First part of the cell



Slide 31



Second part of the cell



Slide 32





## A FODO cell matrix

$$\mathcal{M}_{cell}^{(*)} = \begin{pmatrix} 1 - \frac{L^2}{2f^2} & L(1 + \frac{L}{2f}) \\ (\frac{L^2}{2f^3} - \frac{L}{f^2}) & 1 - \frac{L^2}{2f^2} \end{pmatrix} = \begin{pmatrix} \cos\psi + \alpha\sin\psi & \beta\sin\psi \\ -\gamma\sin\psi & \cos\psi - \alpha\sin\psi \end{pmatrix}$$

Slide 33

**L, f** → cell length and focusing length of Quadrupole

\*) from your exercises ...

⚠ In literature: **L** is sometimes half-length of cell

---

## Basic relations for the cell

$$\sin(\mu/2) = \frac{L_{cell}}{4f}$$

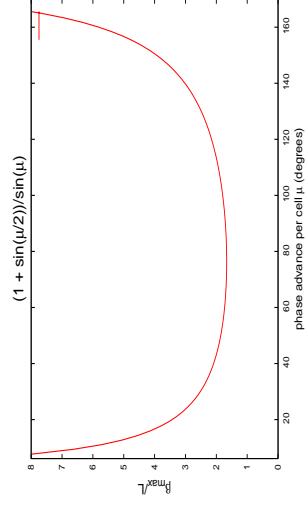
$$\hat{\beta} = \frac{L_{cell}(1 + \sin(\mu/2))}{\sin(\mu)}$$

- ▶ Phase advance  $\mu$  determined by focusing  $f$  (i.e. quadrupole strength) and cell length  $L_{cell}$
- ▶ Maximum  $\hat{\beta}$  depends on cell length  $L_{cell}$ , larger cells also mean larger  $\hat{\beta}$

Slide 34

---

## Cell parameters



Slide 35

Maximum  $\hat{\beta}/L$  as function of phase advance - should be small enough for aperture

## Cell parameters

- Criteria for cell parameters:
- Phase advance per cell ( $\mu$ ): usually between 60 and 90 degrees, important for closed orbit and chromaticity correction, insertion design
- Maximum  $\beta$ -function ( $\hat{\beta}$ ): important for aperture

$$A(s) = \sqrt{\epsilon \cdot \hat{\beta}(s)} \qquad \hat{A}(s) = \sqrt{\epsilon \cdot \hat{\beta}(s)}$$

Slide 36

⚠ Careful: all these concept are developed for synchrotrons

## Interlude: the emittance saga

- Definition of emittances seems confusing ...
- Different for beam dynamics and sources ?
- Mixing particle and beam emittances !
  - Hadrons vs leptons ?
  - Linear or non-linear dynamics ?
  - For definition:  $(x, x')$  or  $(x, p_x)$  ?
- ⚠ Check what people use for definition ...

Slide 37

## Interlude: the emittance saga

- How do these compare ?
  - 1.0  $\mu\text{m}$
  - 1.0 mm mrad
  - 1.0  $\pi$  mm mrad

Slide 38

## Interlude: the emittance saga

➤ How do these compare ?

1.0  $\mu\text{m}$

1.0 mm mrad

1.0  $\pi$  mm mrad

3.14 mm mrad

Slide 39

## Basic relations for the machine

Basic relationships for global parameters are available:

$$\text{Tune: } Q = n_{cell} \cdot \mu / 2\pi \quad [\approx 30]$$

$$\langle \beta \rangle \approx R/Q \quad [\approx 50m]$$

$$\alpha \approx 1/Q^2 \quad [\approx 0.0011]$$

$$\langle D \rangle \approx \alpha \cdot R/Q \quad [\approx 1.6m]$$

$$\gamma_{tr} \approx Q \quad [\approx 30]$$

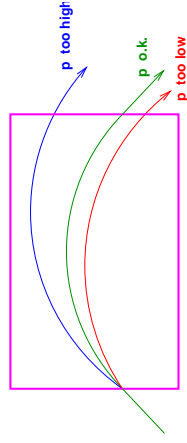
Slide 40

## Detailed lattice design

- From now on a lattice design computer program is required (for details: next CAS)
- Detailed design and optimization of the optics
- Design of correction systems (orbit, chromaticity, ..)
- Effect of off-momentum beams (dispersion and chromaticity)

Slide 41

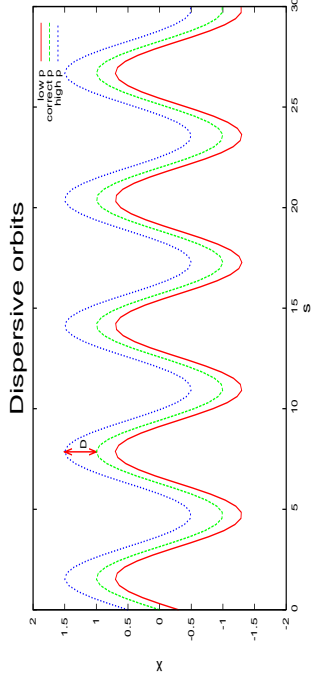
## Dispersion created in dipole magnet



- Correct bending for particles with exact momentum
- Higher momentum particles bend less
- Lower momentum particles bend more

Slide 42

## Dispersion



Slide 43

- Higher and lower momentum particles on different orbits along the ring
- Described by the lattice function **dispersion D**

## Problems with dispersion

- With momentum error: more aperture required
- With momentum spread: more aperture required

$$A(s) = \sqrt{\epsilon \cdot \beta(s)} + D(s) \cdot \Delta p/p$$

Example LHC:  $D_x \approx 2 \text{ m}$  → effect for momentum offset can be several times the beam size

- Emittance increase with radiation

Slide 44

## Aperture

Aperture in the machine is always expensive !

- |                            |  |
|----------------------------|--|
| ➤ Should be small because: | ➤ Should be large because:                   |
| ➤ Cost                     | ➤ Space for injection                        |
| ➤ Good field region        | ➤ Space for beam size ( $\epsilon, \beta$ !) |
| ➤ Powering cost            | ➤ Space for orbit                            |
| ➤ Available space          | ➤ Impedance                                  |
| ➤ ...                      | ➤ ...  |

Slide 45

Requires good compromise between the different requirements

---

## Problems with dispersion

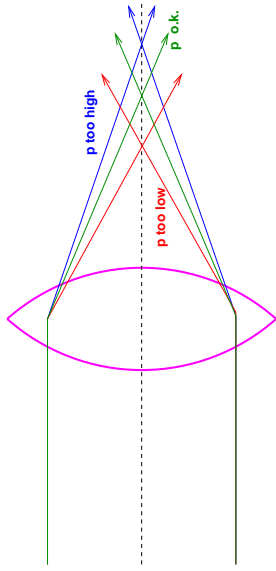
- Offset in other machine elements (quadrupoles, sextupoles, monitors ...)
- Can introduce coupling between longitudinal and vertical plane
- Dispersion can strongly change damping properties (lepton machines, synchrotron light sources)

Slide 46

The good news: it can be controlled !

---

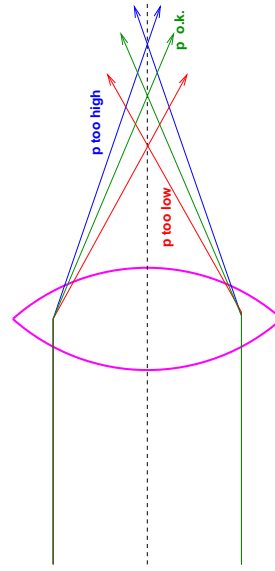
## Chromaticity



Slide 47

- Focusing  $1/f$  of a quadrupole depends on momentum
- Different focusing leads to different tune  
( $1/f \propto \sin(\mu/2)$ )

## Chromaticity



Slide 48

- For  $\Delta Q/(\Delta p/p) < 0$ : more focusing, tune is larger
- For  $\Delta Q/(\Delta p/p) > 0$ : less focusing, tune is smaller



## Chromaticity

- Tune change with momentum described by chromaticity

$$Q' = \Delta Q / (\Delta p / p)$$

for  $\Delta p / p < 0$     $\Delta Q > 0$    ➔    $Q' < 0$

for  $\Delta p / p > 0$     $\Delta Q < 0$    ➔    $Q' < 0$

$Q'$  is always negative




Slide 49

## Problems with chromaticity

- Tune spread due to momentum spread (resonances): should be as small as possible
- Collective instabilities: should be (slightly) positive  
 $Q'$  needs to be controlled !

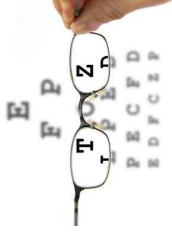
Slide 50



## Problems with chromaticity

- Tune spread due to momentum spread (resonances): should be as small as possible
- Collective instabilities: should be (slightly) positive

$Q'$  needs to be controlled !

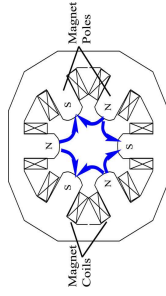


- Beam not well focused
- Need some correction
- Our glasses are sextupoles ..

Slide 51

## Correction of chromaticity

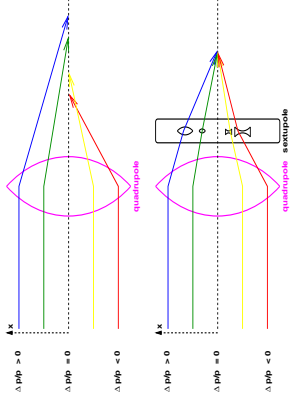
- Sextupole has field  $\propto x^2$
- Additional focusing for  $x > 0$
- Additional defocusing for  $x < 0$



Slide 52

- When particles are "sorted" using dispersion:
  - $\Delta p > 0$  focused,  $\Delta p < 0$  defocused (SF) or
  - $\Delta p < 0$  focused,  $\Delta p > 0$  defocused (SD)
- Sextupoles can correct chromaticity

## Correction of chromaticity - schematic



- Sextupole has field  $\propto x^2$
- More focusing for  $x > 0$
- Less defocusing for  $x < 0$

■ Can be computed by hand, better: use a computer program like MAD

Slide 53

## Correction of chromaticity

■ Problems:

- When chromaticity is very large: large (integrated) strengths required
- Sextupoles are non-linear: they excite high order resonances ...
- To avoid (better: reduce) unwanted effect:
  - Must have more than one type of sextupole in the machine
  - Distribute strength over many sextupoles

Slide 54

## Orbit and trajectory correction

- Imperfection (e.g. bad alignment) introduce orbit errors
- They must be corrected because
  - Beam may not get around the machine or through the beam line
  - Orbit is to large and causes aperture problems
- Important system for operating the machine

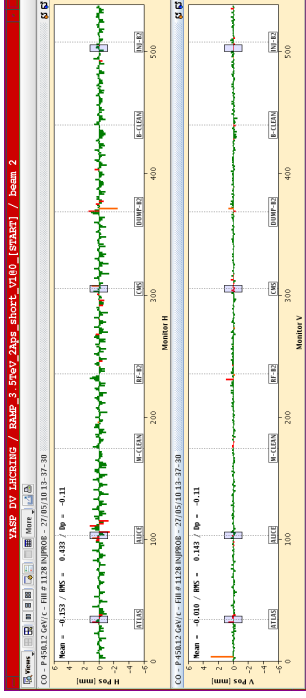
Slide 55

## Orbit and trajectory correction

- What is needed:
  - Introduce measurement devices (beam position monitors)
  - Introduce correction devices (correction dipoles)
  - Introduce correction algorithms to test performance
- Details and demonstration in next CAS

Slide 56

## Orbit and trajectory correction



Slide 57

- A measured closed orbit in LHC, 540 beam position monitors

## Orbit and trajectory correction

- The challenge
  - Find a good set of correctors to get the desired orbit or trajectory
  - Must not disturb other (wanted) properties of the machine
- May require several hundred correctors, sophisticated tools exist
- Most important: good and reliable orbit measurement

Slide 58

## RF system

- The RF system has three (main) tasks:
  - Accelerate particles during energy increase (ramp)
  - Replace energy loss due to synchrotron radiation (mainly leptons)
  - Longitudinal focusing of the beam
- Must consider:
  - Appropriate frequencies (Linacs !)
  - Power production and distribution
  - Control of the system

Slide 59

## RF system - acceleration

Example synchrotron:

We know from

$$B\rho = mv/e = p/e$$

that the energy gain per turn is:

$$\Delta E_{turn} = e\rho(\Delta B/\Delta t)C$$

when  $\Delta B/\Delta t$  is the change of the B-field with time (during ramp).

Since the seen RF voltage is  $eV \sin(\Phi_s)$ , the minimum required **RF Voltage** is:

$$V_{min} = \Delta E_{turn} / (e \sin(\Phi_s))$$

Slide 60

## RF system - acceleration

During the acceleration the particles get faster (for  $\gamma$  not too large) and the RF frequency has to change. For  $\beta$  not close to one, this can be significant.

- Make sure your RF system can accommodate the frequency change
- Select harmonic number  $h$  (and therefore number of possible bunches) according to requirements
- Check whether you have to make a phase jump ( $\gamma_{tr}$ )

Slide 61

## RF system - energy replacement

- Energy loss due to synchrotron radiation large for light particles ( $\propto \gamma^4$ )
- Make sure enough voltage is available to replace the lost energy
- Example: LEP particles lost 3 GeV (of 100 GeV) per turn, minimum seen Voltage 3 GV !!

Slide 62

## RF system - longitudinal focusing

- Longitudinal focusing due to phase stability (watch transition !)
- Determines synchrotron tune  $Q_s$  and bunch length  $\sigma_s$ , important for machine performance (collider)
- Both are important for collective instabilities (too high voltage can make bunches too short)

Slide 63

## RF system - LINACS

- Demanding, we have:
  - Changing energies, from very low (space charge) to high
  - Choice of frequencies important
  - The choice to make on: structures, RFQ (focusing), ...
  - Parameter matching important
- Watch out for conventions !

Slide 64



## Synchrotron radiation

- Accelerated charge radiates energy
- Linear accelerators: radiated power small compared to delivered power
- Circular accelerators: particles bent perpendicular to direction of motion
  - Radiation strongly increased with increasing energy
  - Radiation strongly increased with decreasing bending radius

Slide 65

## Synchrotron radiation

- Radiation Power  $P_s \propto \frac{\gamma^4}{\rho^2}$
- Energy loss per turn  $\Delta E \propto \frac{\gamma^4}{\rho}$
- Important for light particles ( $e^+/e^-$ )  
A handy formula (for  $e^+/e^-$ ):  
$$\Delta E [keV] = 88.5 \frac{E^4 [GeV^4]}{\rho [m]}$$
- Consequence:  $e^+/e^-$  accelerators with largest energy have usually the smallest field !

Slide 66

## The use of synchrotron radiation

- Synchrotron light becomes important application
  - Synchrotron light sources are tunable
  - Deliver high brightness beams
- Properties can be used to manipulate the beam dynamics (damping !)
- New developments and details (e.g. FEL)

Slide 67

## Beam transfer

- Beams must be transferred between accelerators or storage rings
- **Beam lines** must conserve the desired properties
  - Beam size increase must be avoided
  - Losses or filamentation must be avoided
- Can be long and must be optically matched to the entry and exit

Slide 68

## Injection and extraction

- Accumulating beam in a ring depends on the type of particles
- Extracting beam also depends on purpose:
  - Fast extraction for transfer etc.
  - Slow and resonant extraction
- In all cases: significant loss of beam must be avoided

Slide 69

## Collective effects

- Distinguish 4 different main collective effects (interactions):
  - Particles within a bunch (space charge, intra-beam scattering)
  - A single bunch with the environment (impedance and instabilities)
  - Multiple bunches via the environment (multi bunch instabilities)
  - Between two beams in a collider (next CAS)
- Others: Landau damping (next CAS)
- All these effect can severely limit the bunch intensity

Slide 70

## The role of the impedance

- The longitudinal and transverse impedance limit the intensities

Remember:

$$Z_T \approx (2R/b^2) \cdot (Z/n) \text{ (Broad-band impedance)}$$

- Real part: instabilities, energy loss
- Imaginary part: tune shifts

Effects estimated using the measured or calculated impedance

Slide 71

## Collective effects

- From design parameters: desired intensity usually known
- We can derive:
  - Particle density (emittance, bunch length, ...)
  - Maximum longitudinal and transverse impedance
- Compute a parameter set allowing the required intensity and performance

Slide 72

## Collective effects - impedance

- The key: take them into account at design of your machine already
- Main issues for collective effects are impedance and particle density:
  - Machine impedance must be well understood and under control
  - Take into account already at design
  - Careful monitoring of impedance required:
- In LEP and LHC every equipment seen by the beam passed through the evaluation procedure

Slide 73

## Collective effects - impedance

- Result of a rigorous and methodical approach:
    - Reliable codes available
    - Measurements !
    - Strong reduction
- | Machine | year           | $ Z/n  \Omega$ |
|---------|----------------|----------------|
| PS      | $\approx 1960$ | $> 50$         |
| SPS     | $\approx 1970$ | $\approx 20$   |
| LEP     | $\approx 1989$ | $\approx 0.25$ |
| LHC     | $\approx 2008$ | $\approx 0.10$ |
- Often contradicting requirements
  - Finance, components

Slide 74

## Beam instrumentation and diagnostics

The key to a good control of the machine (it is the ONLY way to see the beam):



### Beam diagnostics

- ▶ Measure beam parameters
- ▶ Q, Q', orbit
- ▶ Effect of imperfections ( $\beta$ -beating, ...)
- ▶ Control of injection, ...
- ▶ ...

Is an art by itself, you never have enough beam diagnostics → advanced level course, special schools

Slide 75

## Hardware systems: magnets

- High precision of large range of fields (mT to 10 T)
- Errors (e.g. field errors, etc.) can cause distortions
- Unwanted multipoles must be: avoided, minimized, measured, corrected
- Must provide reproducible fields (hysteresis !)

Slide 76


## Additional systems: vacuum

- Must be efficient to keep good vacuum:  
 $10^{-10}$  -  $10^{-11}$  mbar
- Important for colliders (long life time)
- Very important for hadron machines (scattering and emittance growth)
- Must operate in cryogenics environment
- Beam can affect vacuum properties: radiation, electron cloud ...

Slide 77

## Example: LHC beam screen

- LHC beam screen
- Optimized for:
  - Small impedance !
  - Cooling
  - Aperture
  - Radiation effects
  - ...



Slide 78

## Additional systems: Power systems

- Dynamic range (in LHC:  $\leq A - 13000 A$ )
- Not off the shelf, clear specification required
- High precision: (e.g. Q tolerance  $\rightarrow 10^{-4} - 10^{-5}$ )
- Tracking and control of several hundred circuits is a challenge
- Errors (e.g. ripple etc.) can cause distortions
- Must provide accurate, reproducible and stable output

Slide 79

## Additional systems: cryogenics

- Relevant for superconducting machine:
  - LHC: superconducting magnets (40000 tons at 1.9 K!)
  - LEP: superconducting cavities
  - Must maintain the machine at constant temperature (for a long time)
  - Must not introduce effects on beam (noise)

Slide 80



## Additional systems: metrology

- A large machine must be well surveyed (closure)
- Not always easy: LEP/LHC are tilted !
- Alignment of elements is crucial, errors of 0.1 mm affect the closed orbit etc.

Slide 81

## The "Introductory" course in a nutshell

- Different types of accelerators
- Relativity and e.m. theory
- Longitudinal and transverse dynamics
- Imperfections and resonances
- Transferlines and injection/extraction
- Multi-particle effects
- Synchrotron radiation and damping
- Beam diagnostics
- Magnets and power systems
- Additional systems: sources, safety, ..

Slide 82

## What is next ?

- **Advanced Level CAS Course** is a follow up of this school
  - The "core topics" reviewed
  - "Hands on" afternoon courses for specific topics, the courses in previous schools:
    - 1 Optics design
    - 2 RF measurements
    - 3 Beam diagnostics
  - New lectures on detailed topics

Slide 83

## New issues at the next school

- Optics design: lattices and insertions
- Non-linear beam dynamics
- Instabilities, space charge effects
- Landau damping
- Beam-beam effects
- Special lattices (low emittance, ..)
- RF cavities and LINAC structures
- Magnet design
- ...

Slide 84

## CAS in 2013

- Specialized course:  
**Superconductivity for Accelerators**  
25.4. - 4.5. 2013, Erice, Italy
- General course:  
**Advanced Level Course**  
August 2013, Trondheim, Norway

