


# Lecture 7: Top Quark Physics @ LHC

António Onofre  
(antonio.onofre@cern.ch)



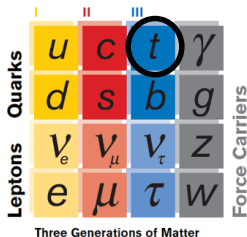
IST, March 19<sup>th</sup>, 2012

## Topics covered in this lecture:

- ▶ Introduction
- ▶ The  $Wtb$  vertex structure (within and beyond the SM)
- ▶ Single Top quark (SM and beyond)
- ▶ Rare decays of top quarks and Flavor Changing Neutral Currents (FCNC)

# Introduction

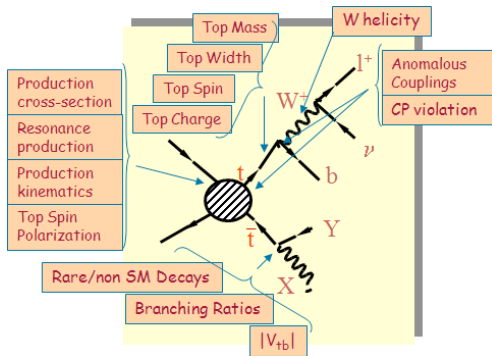
- Top quark completes the 3 family structure of the SM
  - top is the weak-isospin partner of the  $b$ -quark
  - spin =  $1/2$
  - charge =  $+2/3 |e|$



- Top quark is the heaviest known quark ( $m_t = 173.2 \pm 0.9$  GeV, CDF+D0, arXiv:1107.5255)
- Top decays (almost exclusively) through  $t \rightarrow bW$   
 $BR(t \rightarrow sW) \leq 0.18\%$ ,  $BR(t \rightarrow dW) \leq 0.02\%$
- $\Gamma_t^{SM} = 1.42$  GeV (including  $m_b$ ,  $m_W$ ,  $\alpha_s$ , EW corrections)
  - $\Lambda_{QCD}^{-1} = (100 \text{ MeV})^{-1} = 10^{-23}$  s (hadronization time)
  - $\tau_t \ll 10^{-23}$  s  
 $\Rightarrow$  top decays before hadronization

## Top quark @ LHC

- $t\bar{t}$  production
  - $\sigma_{t\bar{t}}$
  - Mass
  - the  $Wtb$  vertex struct. (W polarization,  $t \rightarrow bW$  decay and anomalous couplings)
  - FCNC
  - Charge Asymmetry
- Single top production
  - cross section
  - FCNC



# The $Wtb$ vertex structure

## Why is it necessary a precise **model-independent** measurement of the $Wtb$ vertex structure?

- It may reveal physics beyond the Standard Model
  - $V_{tb}$  could be different from the Standard Model value
  - Anomalous couplings may appear at the vertex
- It may help understand possible other new physics beyond the Standard Model
  - top quarks decay almost exclusively to  $t \rightarrow W^+b$
  - understanding the structure of the  $Wtb$  vertex helps revealing possible non-standard  $t\bar{t}$  production at LHC,  $Zt\bar{t}/\gamma t\bar{t}$  couplings at ILC, etc.
  - important for  $B$  and  $K$  physics (indirect limits on anomalous couplings, see later)

## The $Wtb$ vertex must be determined by a global fit to several observables:

- Several, theoretically equivalent, observables studied for  $t\bar{t}$  production at LHC (not all explored yet @ LHC)
- Single top cross section useful (sensitive to  $V_{tb}$  and anomalous couplings)
- Indirect limits from  $b \rightarrow s\gamma$  available (not used)
- The most general CP-conserving vertex for top quarks on-shell is used
- All couplings are allowed to vary freely in TopFit to find the allowed regions for a given CL

# The $Wtb$ vertex structure

## Effective $Wtb$ vertex from dim-6 operators

$$\mathcal{L} = -\frac{g}{\sqrt{2}} \bar{b} \gamma^\mu (V_L P_L + V_R P_R) t W_\mu^- - \frac{g}{\sqrt{2}} \bar{b} \frac{i\sigma^{\mu\nu} q_\nu}{M_W} (g_L P_L + g_R P_R) t W_\mu^- + \text{h.c.}$$

$$V_L \equiv V_{tb} \sim 1 \text{ (within SM)}$$

$$V_R, g_R, g_L \Rightarrow \text{anomalous couplings}$$

[EPJC50 (2007) 519, NPB804 (2008) 160, NPB812 (2009) 181]

## How to probe anomalous couplings in the $Wtb$ vertex?

- indirect limits from  $B$ -physics
- measurements of single top quark production: cross-section and angular distributions
- measurements of  $t\bar{t}$  production: angular distributions of top quark decays



# The $Wtb$ vertex structure

## Effective $Wtb$ vertex from dim-6 operators

$$\mathcal{L} = -\frac{g}{\sqrt{2}} \bar{b} \gamma^\mu (V_L P_L + V_R P_R) t W_\mu^- - \frac{g}{\sqrt{2}} \bar{b} \frac{i\sigma^{\mu\nu} q_\nu}{M_W} (g_L P_L + g_R P_R) t W_\mu^- + \text{h.c.}$$

$$V_L \equiv V_{tb} \sim 1 \text{ (within SM)}$$

$$V_R, g_R, g_L \Rightarrow \text{anomalous couplings}$$

[EPJC50 (2007) 519, NPB804 (2008) 160, NPB812 (2009) 181]

## How to probe anomalous couplings in the $Wtb$ vertex?

- indirect limits from  $B$ -physics
- measurements of single top quark production: cross-section and angular distributions
- measurements of  $t\bar{t}$  production: angular distributions of top quark decays

# The $Wtb$ vertex structure

## Effective $Wtb$ vertex from dim-6 operators

$$\mathcal{L} = -\frac{g}{\sqrt{2}} \bar{b} \gamma^\mu (V_L P_L + V_R P_R) t W_\mu^- - \frac{g}{\sqrt{2}} \bar{b} \frac{i\sigma^{\mu\nu} q_\nu}{M_W} (g_L P_L + g_R P_R) t W_\mu^- + \text{h.c.}$$

$$V_L \equiv V_{tb} \sim 1 \text{ (within SM)}$$

$$V_R, g_R, g_L \Rightarrow \text{anomalous couplings}$$

[EPJC50 (2007) 519, NPB804 (2008) 160, NPB812 (2009) 181]

## How to probe anomalous couplings in the $Wtb$ vertex?

- indirect limits from  $B$ -physics
- measurements of single top quark production: cross-section and angular distributions
- measurements of  $t\bar{t}$  production: angular distributions of top quark decays

# B-physics constraints to $Wtb$ vertex

$$BR(\bar{B} \rightarrow X_s \gamma) = \left( 3.55 \pm 0.24 \begin{matrix} +0.09 \\ -0.10 \end{matrix} \pm 0.03 \right) \times 10^{-4}$$

[hep-ex/0603003]

$$\begin{aligned} BR(B \rightarrow X_s \gamma) \times 10^4 &= (3.15 \pm 0.23) - 4.14 (V_L - V_{tb}) + 411 V_R \\ &- 53.9 g_L - 2.12 g_R - 8.03 C_7^{(p)}(\mu_0) \\ &+ \mathcal{O} \left[ \left( V_L - V_{tb}, V_R, g_L, g_R, C_7^{(p)} \right)^2 \right] \end{aligned}$$

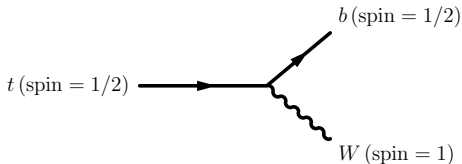
$$\mathcal{O} \left[ \left( V_L - V_{tb}, V_R, \dots \right)^2 \right] \simeq 1.32 (V_L - V_{tb})^2 - 262 (V_L - V_{tb}) V_R + 12970 V_R^2 + \dots$$

	$V_L - V_{tb}$	$V_R$	$g_L$	$g_R$	$C_7^{(p)}(\mu_0)$
upper bound	0.04	0.0024	0.003	0.08	0.02
lower bound	-0.24	-0.0004	-0.018	-0.46	-0.12

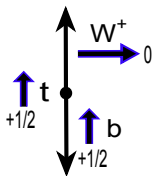
[EPJC57 (2008) 183]

# The $Wtb$ vertex structure

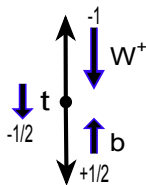
[PRD 45 (1992) 124]



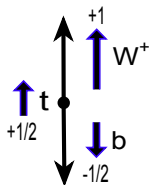
$W$  helicity fractions ( $F_0 = \Gamma_0/\Gamma$ ,  $F_L = \Gamma_L/\Gamma$ ,  $F_R = \Gamma_R/\Gamma$ ):



longitudinal  $W$   
SM (LO):  $F_0 = 0.6966$



left-handed  $W$   
 $F_L = 0.3030$



right-handed  $W$   
 $F_R = 0.0004$

● [arXiv:hep-ph0605190v2 18 Mar 2007]

## Probing anomalous $Wtb$ couplings in top pair decays

J. A. Aguilar-Saavedra<sup>a</sup>, J. Carvalho<sup>b</sup>, N. Castro<sup>b</sup>, A. Onofre<sup>b,c</sup>, F. Veloso<sup>b</sup>

<sup>a</sup> *Departamento de Física Teórica y del Cosmos and CAFPE,  
Universidad de Granada, E-18071 Granada, Spain*

<sup>b</sup> *LIP - Departamento de Física,  
Universidade de Coimbra, 3004-516 Coimbra, Portugal*

<sup>c</sup> *UCP, Rua Dr. Mendes Pinheiro 24, 3080 Figueira da Foz, Portugal*

### Abstract

We investigate several quantities, defined in the decays of top quark pairs, which can be used to explore non-standard  $Wtb$  interactions. Two new angular asymmetries are introduced in the leptonic decay of top (anti)quarks. Both are very sensitive to anomalous  $Wtb$  couplings, and their measurement allows for a precise determination of the  $W$  helicity fractions. We also examine other angular and energy asymmetries, the  $W$  helicity fractions and their ratios, as well as spin correlation asymmetries, analysing their dependence on anomalous  $Wtb$  couplings and identifying the quantities which are most sensitive to them. It is explicitly shown that spin correlation asymmetries are less sensitive to new interactions in the decay of the top quark; therefore, when combined with the measurement of other observables, they can be used to determine the  $t\bar{t}$  spin correlation even in the presence of anomalous  $Wtb$  couplings. We finally discuss some asymmetries which can be used to test CP violation in  $t\bar{t}$  production and complex phases in the effective  $Wtb$  vertex.

- [arXiv:hep-ph0605190v2 18 Mar 2007]

## 2 $W$ helicity fractions and ratios

The polarisation of the  $W$  bosons emitted in the top decay is sensitive to non-standard couplings [17]. The  $W$  bosons can be produced with positive (right-handed), negative (left-handed) or zero helicity, with corresponding partial widths  $\Gamma_R$ ,  $\Gamma_L$ ,  $\Gamma_0$ , being  $\Gamma \equiv \Gamma(t \rightarrow W^+b) = \Gamma_R + \Gamma_L + \Gamma_0$ . The  $\Gamma_R$  component vanishes in the  $m_b = 0$  limit because the  $b$  quarks produced in top decays have left-handed chirality, and for vanishing  $m_b$  the helicity and the chirality states coincide. The three partial widths can be calculated for a general  $Wtb$  vertex as parameterised in Eq. (II), yielding

$$\begin{aligned} \Gamma_0 = & \frac{g^2|\bar{q}|}{32\pi} \left\{ \frac{m_t^2}{M_W^2} [ |V_L|^2 + |V_R|^2 ] (1 - x_W^2 - 2x_b^2 - x_W^2 x_b^2 + x_b^4) - 4x_b \operatorname{Re} V_L V_R^* \right. \\ & + [ |g_L|^2 + |g_R|^2 ] (1 - x_W^2 + x_b^2) - 4x_b \operatorname{Re} g_L g_R^* \\ & - 2 \frac{m_t}{M_W} \operatorname{Re} [ V_L g_R^* + V_R g_L^* ] (1 - x_W^2 - x_b^2) \\ & \left. + 2 \frac{m_t}{M_W} x_b \operatorname{Re} [ V_L g_L^* + V_R g_R^* ] (1 + x_W^2 - x_b^2) \right\}, \end{aligned}$$

being  $x_W = M_W/m_t$ ,  $x_b = m_b/m_t$  and

$$|\bar{q}| = \frac{1}{2m_t} (m_t^4 + M_W^4 + m_b^4 - 2m_t^2 M_W^2 - 2m_t^2 m_b^2 - 2M_W^2 m_b^2)^{1/2}$$

# The $Wtb$ vertex structure

- [arXiv:hep-ph0605190v2 18 Mar 2007]

$$\begin{aligned}\Gamma_{R,L} = & \frac{g^2 |\bar{q}|}{32\pi} \left\{ [|V_L|^2 + |V_R|^2] (1 - x_W^2 + x_b^2) - 4x_b \operatorname{Re} V_L V_R^* \right. \\ & + \frac{m_t^2}{M_W^2} [ |g_L|^2 + |g_R|^2 ] (1 - x_W^2 - 2x_b^2 - x_W^2 x_b^2 + x_b^4) - 4x_b \operatorname{Re} g_L g_R^* \\ & - 2 \frac{m_t}{M_W} \operatorname{Re} [V_L g_R^* + V_R g_L^*] (1 - x_W^2 - x_b^2) \\ & \left. + 2 \frac{m_t}{M_W} x_b \operatorname{Re} [V_L g_L^* + V_R g_R^*] (1 + x_W^2 - x_b^2) \right\} \\ & \pm \frac{g^2}{64\pi} \frac{m_t^3}{M_W^2} \left\{ -x_W^2 [|V_L|^2 - |V_R|^2] + [ |g_L|^2 - |g_R|^2 ] (1 - x_b^2) \right. \\ & \left. + 2x_W \operatorname{Re} [V_L g_R^* - V_R g_L^*] + 2x_W x_b \operatorname{Re} [V_L g_L^* - V_R g_R^*] \right\} \\ & \times (1 - 2x_W^2 - 2x_b^2 + x_W^4 - 2x_W^2 x_b^2 + x_b^4), \quad (2)\end{aligned}$$

# The $Wb$ vertex structure

- [arXiv:hep-ph/0605190v2 18 Mar 2007]

the modulus of the  $W$  boson three-momentum in the top quark rest frame. The total top width is

$$\begin{aligned} \Gamma = & \frac{g^2 |\vec{q}|}{32\pi} \frac{m_t^2}{M_W^2} \left\{ [|V_L|^2 + |V_R|^2] (1 + x_W^2 - 2x_b^2 - 2x_W^4 + x_W^2 x_b^2 + x_b^4) \right. \\ & - 12x_W^2 x_b \operatorname{Re} V_L V_R^* + 2 [|g_L|^2 + |g_R|^2] \left( 1 - \frac{x_W^2}{2} - 2x_b^2 - \frac{x_W^4}{2} - \frac{x_W^2 x_b^2}{2} + x_b^4 \right) \\ & - 12x_W^2 x_b \operatorname{Re} g_L g_R^* - 6x_W \operatorname{Re} [V_L g_R^* + V_R g_L^*] (1 - x_W^2 - x_b^2) \\ & \left. + 6x_W x_b \operatorname{Re} [V_L g_L^* + V_R g_R^*] (1 + x_W^2 - x_b^2) \right\}. \end{aligned} \quad (4)$$

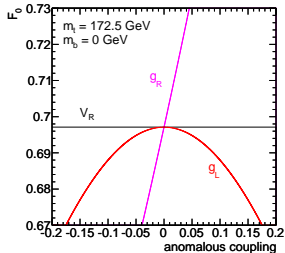


# The $Wtb$ vertex structure

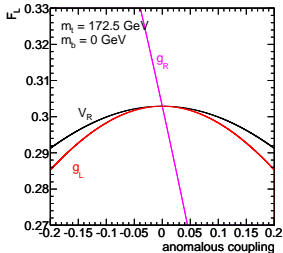
[EPJC50 (2007) 519]

**anomalous couplings  $\Rightarrow$  deviations in  $W$  helicity fractions**

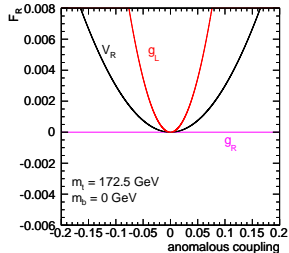
$F_0$



$F_L$



$F_R$

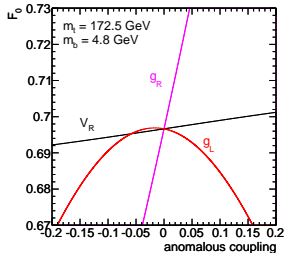


# The $Wtb$ vertex structure

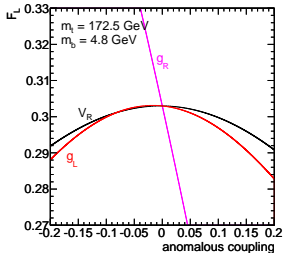
[EPJC50 (2007) 519]

**anomalous couplings  $\Rightarrow$  deviations in  $W$  helicity fractions**

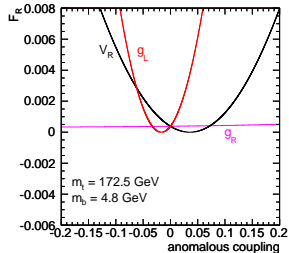
$F_0$



$F_L$

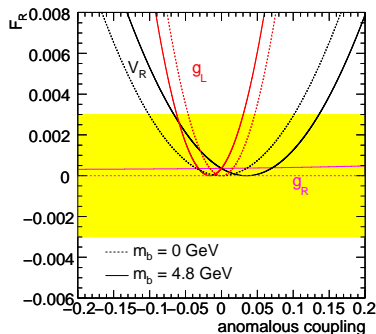


$F_R$



**👉 correct  $m_b$  has to be considered!**

# The $Wtb$ vertex structure



example:  $|F_R| < 0.003$  can be converted into a  $V_R$  constraint using the intersection method:

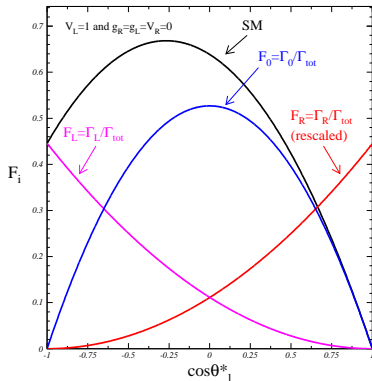
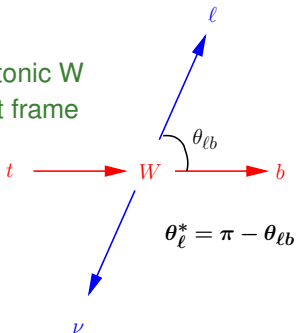
☞  $-0.101 < V_R < 0.101$  ( $m_b = 0.0$  GeV)

☞  $-0.067 < V_R < 0.136$  ( $m_b = 4.8$  GeV)

# Measuring the $W$ helicity states

$$\frac{1}{N} \frac{dN}{d \cos \theta_\ell^*} = \frac{3}{2} \left[ F_0 \left( \frac{\sin \theta_\ell^*}{\sqrt{2}} \right)^2 + F_L \left( \frac{1 - \cos \theta_\ell^*}{2} \right)^2 + F_R \left( \frac{1 + \cos \theta_\ell^*}{2} \right)^2 \right]$$

leptonic  $W$   
rest frame



# Measuring the $W$ helicity states

$W$  polarisation can be measured by:

- 1 Fitting  $\cos \theta_\ell^*$  to obtain the  $W$  helicity fractions ( $F_0$ ,  $F_L$ ,  $F_R$ )
- 2 Fitting  $\cos \theta_\ell^*$  to obtain the  $W$  helicity ratios:
  - ☞  $\rho_L = F_L/F_0 = 0.435$  (SM, LO)
  - ☞  $\rho_R = F_R/F_0 = 5.5 \times 10^{-4}$  (SM, LO)
- 3 Computing angular asymmetries:  $A_t = \frac{N(\cos \theta_\ell^* > t) - N(\cos \theta_\ell^* < t)}{N(\cos \theta_\ell^* > t) + N(\cos \theta_\ell^* < t)}$

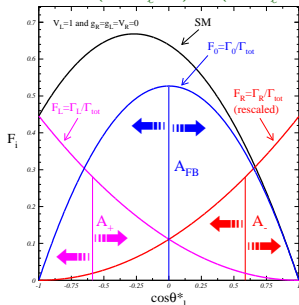
$$A_{FB} = \frac{3}{4}[F_R - F_L] \\ = -0.2227 \text{ (SM, LO)}$$

$$A_+ = 3\beta[F_0 + (1 + \beta)F_R] \\ = 0.5436 \text{ (SM, LO)}$$

$$A_- = -3\beta[F_0 + (1 + \beta)F_L] \\ = -0.8409 \text{ (SM, LO)}$$

$$(\beta = 2^{1/3} - 1)$$

[EPJC50 (2007) 519]



# The $Wtb$ vertex structure

- [arXiv:hep-ph0605190v2 18 Mar 2007]
- How do  $\rho_{L,R}$  behave?

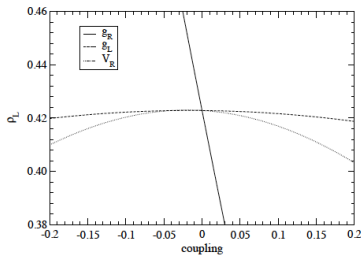
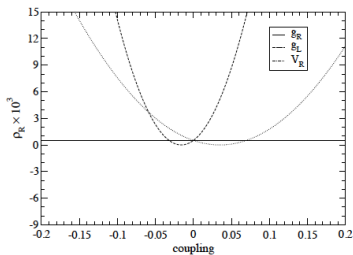


Figure 3: Dependence of the helicity ratios  $\rho_{R,L} = \Gamma_{R,L}/\Gamma_0$  on the anomalous couplings in Eq. (1), in the CP-conserving case.

# The $Wtb$ vertex structure

- [arXiv:hep-ph0605190v2 18 Mar 2007]
- How do  $A_{FB}$ ,  $A_+$  and  $A_-$  behave?

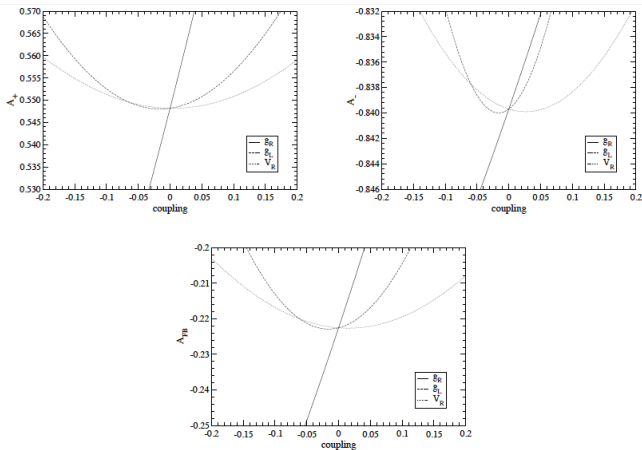


Figure 4: Dependence of the asymmetries  $A_+$ ,  $A_-$  and  $A_{FB}$  on the couplings  $g_L$ ,  $g_R$  and  $V_R$ , for the CP-conserving case.

# The $Wtb$ vertex structure

- [arXiv:hep-ph0605190v2 18 Mar 2007]
- A rough comparison between results

	$F_i$	$\rho_i$
$V_R$	$[-0.062, 0.13]$	$[-0.029, 0.099]$
$g_L$	$[-0.060, 0.028]$	$[-0.046, 0.013]$
$g_R$	$[-0.023, 0.021]$	$[-0.025, 0.026]$

Table 1:  $1\sigma$  bounds of anomalous couplings obtained from the measurement of helicity fractions  $F_i$  and ratios  $\rho_i$ .

	$A_+$	$A_-$	$A_{FB}$
$V_R$	$[-0.15, 0.15]$	$[-0.056, 0.11]$	$[-0.12, 0.15]$
$g_L$	$[-0.12, 0.082]$	$[-0.057, 0.026]$	$[-0.092, 0.062]$
$g_R$	$[-0.019, 0.018]$	$[-0.024, 0.022]$	$[-0.027, 0.025]$

Table 2:  $1\sigma$  bounds on anomalous couplings obtained from the measurement of angular asymmetries.



# The Wtb vertex structure

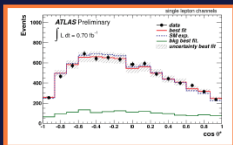
## The LHC Current Status (Moriond 2012)

### W-BOSON POLARIZATION

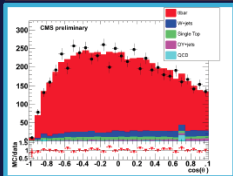
0.7 fb<sup>-1</sup>



2.2 fb<sup>-1</sup>



$$\frac{1}{\Gamma} \frac{d\Gamma}{d \cos \theta^*} = \frac{3}{8} (1 + \cos \theta^*)^2 F_R + \frac{3}{8} (1 - \cos \theta^*)^2 F_L + \frac{3}{4} (1 - \cos^2 \theta^*) F_0$$



### How

- $\theta^*$ : Angle between  $\vec{p}(\text{lep})$  in W rest-frame and  $\vec{p}(W)$  in top rest-frame
- Kinematic fit to event
- Remove background
- Unfold to particle-level

Polarisation	Predicted NNLO	Measured	
		ATLAS	CMS
$F_R$	$0.0017 \pm 0.0001$	$0.09 \pm 0.04(\text{stat}) \pm 0.09(\text{syst})$	$0.040 \pm 0.035(\text{stat}) \pm 0.044(\text{syst})$
$F_L$	$0.311 \pm 0.005$	$0.35 \pm 0.04(\text{stat}) \pm 0.04(\text{syst})$	$0.393 \pm 0.045(\text{stat}) \pm 0.029(\text{syst})$
$F_0$	$0.687 \pm 0.005$	$0.57 \pm 0.07(\text{stat}) \pm 0.09(\text{syst})$	$0.567 \pm 0.074(\text{stat}) \pm 0.047(\text{syst})$

# The Wtb vertex structure

- LHC limits on anomalous couplings (Moriond 2012)

## ANOMALOUS WTB



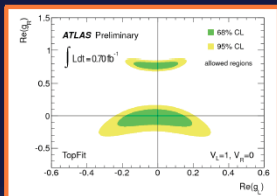
### What

- Assume scale of new physics  $\gg$  observable region
  - Modeled as effective field theory
  - Add dimension 6 operators to modify Wtb
  - New physics parametrised as effective Lagrangian
    - $V_L, V_R, g_L, g_R$ : dimensionless constants (related to couplings and scale of new physics)

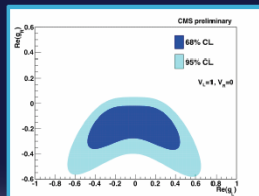
$$\mathcal{L}_{Wtb} = -\frac{g}{\sqrt{2}} \bar{b} \gamma^\mu (V_L P_L + V_R P_R) t W_\mu^- - \frac{g}{\sqrt{2}} \bar{b} \frac{i\sigma^{\mu\nu} q_\nu}{M_W} (g_L P_L + g_R P_R) t W_\mu^- + \text{h.c.},$$

### How

- ATLAS uses asymmetry ( $A_\pm$ ) of  $\cos\theta^* >$  or  $< \pm(2^{2/3} - 1)$



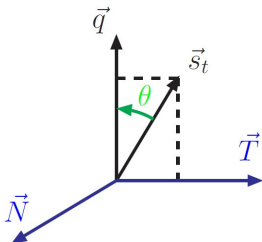
Assume:  $V_R=0, V_L=1$



# W polarisation beyond helicity fractions

- New idea to study top decays: [NPB840 (2010) 349]

☞ consider transverse and normal directions



$\vec{q}$  →  $W$  mom in  $t$  rest frame

$\vec{s}_t$  → top spin

$$\vec{N} = \vec{s}_t \times \vec{q}$$

$$\vec{T} = \vec{q} \times \vec{N}$$

meaningful for polarised  $t$  decays

(e.g. in single top production)

$\theta_\ell^*$  → angle between  $\ell$ ,  $\vec{q}$

determine  $F_+$ ,  $F_0$ ,  $F_-$

$\theta_\ell^T$  → angle between  $\ell$ ,  $\vec{T}$

determine  $F_+^T$ ,  $F_0^T$ ,  $F_-^T$

$\theta_\ell^N$  → angle between  $\ell$ ,  $\vec{N}$

determine  $F_+^N$ ,  $F_0^N$ ,  $F_-^N$

$$\frac{1}{\Gamma} \frac{d\Gamma}{d\cos\theta_\ell^X} = \frac{3}{8}(1 + \cos\theta_\ell^X)^2 F_+^X + \frac{3}{8}(1 - \cos\theta_\ell^X)^2 F_-^X + \frac{3}{4}\sin^2\theta_\ell^X F_0^X$$

$$A_{\text{FB}}^N = \frac{3}{4} [F_+^N - F_-^N]$$

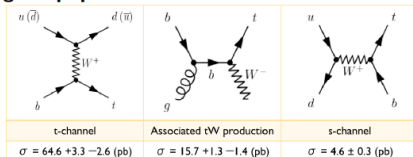
$$A_{\text{FB}}^N \simeq 0.64 P \text{Im } g_R$$

# Single top quark production

# Single top quark production

- Production Cross section (several channels)

- ▶ **Top quarks** (Tevatron, 1995) in hadron colliders are mostly produced in pairs, via **strong interaction**
- ▶ Alternative production: via the **weak interaction**, involving a **Wtb vertex**, leading to a **single top quark final state**:



Cross-sections by N. Kidonakis  
approximate NNLO,  $\sqrt{s} = 7$  TeV  
( $\sigma_u = 164.6$  pb)

- ▶ First observed at the Tevatron (2009), in a combination of t/s-channel
- ▶ Already observed by the LHC experiments with 2010-2011 data
- ▶ Single top-quark processes:
  - ▶ are sensitive to many models of **new physics**
  - ▶ allow for a measure of  $V_{tb}$  without **assumptions about the number of quark generations**
  - ▶ can be used to measure the b-quark parton distribution function (**PDF**)

▶ 2

Rebeca Gonzalez Suarez (VUB), March 2012 Moriond QCD

# Single top quark production

- Dominant production @ LHC

## t-channel

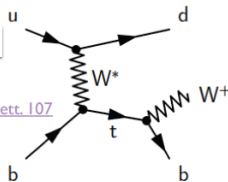
- ▶ Dominating process with the highest cross section at the Tevatron and the LHC
- ▶ **ATLAS** and **CMS** have public results with 2011 data:

ATLAS-CONF-2011-101  
July 2011;  $L = 0.7\text{fb}^{-1}$

CMS PAS TOP-11-021  
March 2012;  $L = 1.1/1.5\text{fb}^{-1}$

New!

Updates previous result with  $36\text{pb}^{-1}$  [Phys. Rev. Lett. 107 \(2011\) 091802](#)  
[arxiv:1106.305](#)



- ▶ The final state studied is a **lepton + jets signature**
- ▶ Signal events are characterized by:
  - One isolated **muon or electron** and missing transverse energy ( $E_T^{\text{miss}}$ ) (leptonic decay of the W)
  - A central **b-jet** and an additional light-quark jet from the hard scattering process (often forward)
  - Additionally, a second b-jet produced in association to the top quark can be present as well (softer  $p_T$  spectrum with respect to the b-jet from top decay)

▶ 3

Rebeca Gonzalez Suarez (VUB), March 2012 Moriond QCD

# Single top quark production

- Dominant production @ LHC

## Selection criteria

### ▶ CMS:

- ▶ Exactly 1 isolated lepton ( $e, \mu$ )
- ▶ 2 jets in the event, 1 b-tagged
- ▶ Muon channel:  $m_T(W) > 40$  GeV
- ▶ Electron channel:  $E_T^{\text{miss}} > 35$  GeV
- ▶ Invariant mass of the reconstructed top quark within (130,220) GeV

### ▶ ATLAS:

- ▶ Exactly 1 isolated lepton ( $e, \mu$ )
- ▶ 2 or 3 jets in the event (NN only 2), 1 b-tagged
- ▶  $E_T^{\text{miss}} > 25$  GeV
- ▶  $m_T(W) > 60$  GeV  $- E_T^{\text{miss}}$

Other jet (1-2-3 jets) and b-tagging multiplicities (0-1-2) used in background estimations and control regions

Main backgrounds:

- **W boson production in association with jets** (W+jets)
- **top pair** ( $t\bar{t}$ ) production
- **Multijets** (QCD) events

$t\bar{t}$  and smaller backgrounds from **Z+jets**, other single-top processes, and **diboson** production are estimated from simulation and normalized to their theoretical cross-sections.

# Single top quark production

- Dominant production @ LHC

## Results

- ▶ **ATLAS:** As the cut-based method uses both 2- and 3-jet channels, and has a slightly smaller overall expected uncertainty, it is chosen as the baseline result.

$$(2\text{-jet}) \sigma_t = 102_{-11}^{+12}(\text{stat.})_{-27}^{+38}(\text{syst.}) = 102_{-30}^{+40}\text{pb}$$

$$(3\text{-jet}) \sigma_t = 50_{-14}^{+15}(\text{stat.})_{-22}^{+30}(\text{syst.}) = 50_{-27}^{+34}\text{pb}$$

$$(\text{NN}) \sigma_t = 105 \pm 7(\text{stat.})_{-30}^{+36}(\text{syst.}) = 105_{-31}^{+37}\text{pb}$$

- ▶ **CMS:** Results for muon and electron channels and combination

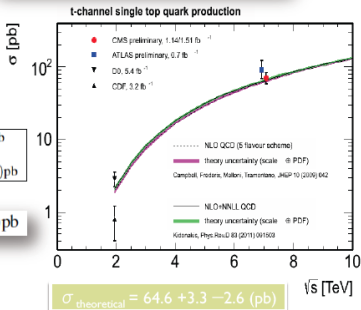
$$(\text{muons}) \sigma_t = 76.9 \pm 6.6(\text{stat.}) \pm 11.4(\text{syst.}) \pm 3.7(\text{lumi.})\text{pb}$$

$$(\text{electrons}) \sigma_t = 59.3 \pm 8.2(\text{stat.}) \pm 11.9(\text{syst.}) \pm 2.8(\text{lumi.})\text{pb}$$

$$\sigma_t = 70.2 \pm 5.2(\text{stat.}) \pm 10.4(\text{syst.}) \pm 3.4(\text{lumi.})\text{pb}$$

$$|V_{tb}| = \sqrt{\frac{\sigma_{t\text{-ch}}^{\text{exp.}}}{\sigma_{t\text{-ch}}^{\text{th.}}}} = 1.04 \pm 0.09(\text{exp.}) \pm 0.02(\text{th.}),$$

$$\sigma_t = 90_{-9}^{+9}(\text{stat.})_{-20}^{+31}(\text{syst.}) = 90_{-22}^{+32}\text{pb}$$





# Single top quark production

- The next biggest contribution @ LHC

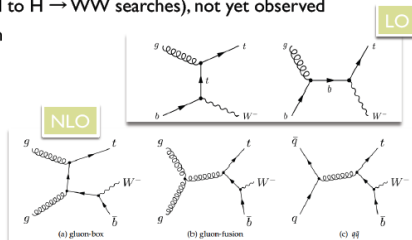
## tW associated production

- Interesting topology (background to  $H \rightarrow WW$  searches), not yet observed
- Mixes at NLO with tt production
- Public results with 2011 data:

ATLAS-CONF-2011-104  
July 2011;  $L = 0.7 \text{ fb}^{-1}$

CMS PAS-TOP-11-022  
September 2011;  $L = 2.1 \text{ fb}^{-1}$

- Dilepton final states:
  - 2 leptons,  $E_T^{\text{miss}}$  and a jet from a b-decay
- Main backgrounds:
  - tt production
  - Z+jets
  - Small contributions from dibosons, other single top channels, W+jets and QCD



# Single top quark production

- The  $tW$  associated production @ LHC

## Results

▶ Main sources of **systematics**:

- ▶ **CMS**: B-tagging (10%) and  $Q^2$  (~10%)
- ▶ **ATLAS**: JES (35%), JER(32%), and background normalization

Tables in the backup slides

**ATLAS:**

95% CL observed limit on  $tW$  production:  $\sigma_{tW} < 39.1$  (40.6) pb obs. (exp.)

Observed significance of  $1.2\sigma$

With a value of the cross-section:

$$\sigma_{tW} = 14 + 5.3 - 5.1 (\text{stat.}) + 9.7 - 9.4 (\text{syst.}) \text{ pb}$$

**CMS:**

Observed (expected) significance of

$$2.7\sigma \text{ (} 1.8 \pm 0.9\sigma \text{)}$$

Measured value of the cross-section and 68% CL interval:

$$\sigma_{tW} = 22 + 9 - 7 (\text{stat+sys}) \text{ pb}$$

# Single top quark production

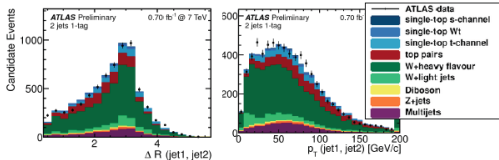
- The most difficult channel @ LHC

ATLAS-CONF-2011-118  
August 2011;  $L = 0.7 \text{ fb}^{-1}$

## s-channel

- ▶ Sensitive to several models of new physics, like  $W'$  bosons or charged Higgs bosons
- ▶ Not yet observed
- ▶ Signal signature: **lepton + jets**
  - ▶ A lepton ( $e, \mu$ ) and  $E_T^{\text{miss}}$  from the leptonic decay of a  $W$  boson
  - ▶ two hadronic jets with high transverse momentum, at least one of which is required to originate from a  $b$ -quark
- ▶ Backgrounds:  $tt, W+\text{jets}$ , Multijet + small contributions from other processes
- ▶ **Very Challenging**

Same objects and pre-selection as t-channel  
Also same background estimations for Multijets and  $W+\text{jets}$



After the final selection: signal purity of 6%  
Upper limit on the observed production cross-section

Cut-based analysis

$$\sigma_t < 26.5(20.5) \text{ pb obs. (exp.)}, 95\% \text{ CL}$$

# What can single top production say about the $Wtb$ vertex structure beyond $V_{tb}$ ?

● [arXiv:hep-ph0605190v2 18 Mar 2007]

## Single top quark production at LHC with anomalous $Wtb$ couplings

J. A. Aguilar-Saavedra

*Departamento de Física Teórica y del Cosmos and CAFPE,  
Universidad de Granada, E-18071 Granada, Spain*

### Abstract

We investigate single top production in the presence of anomalous  $Wtb$  couplings. We explicitly show that, if these couplings arise from gauge invariant effective operators, the only relevant couplings for single top production and decay are the usual  $\gamma^\mu$  and  $\sigma^{\mu\nu}q_\nu$  terms, where  $q$  is the  $W$  boson momentum. This happens even in the single top production processes where the  $Wtb$  interaction involves off-shell top and/or bottom quarks. With this parameterisation for the  $Wtb$  vertex, we obtain expressions for the dependence on anomalous couplings of the single top cross sections, for (i) the  $t$ -channel process, performing a matching between  $tj$  and  $t\bar{b}j$  production, where  $j$  is a light jet; (ii)  $s$ -channel  $t\bar{b}$  production; (iii) associated  $tW^-$  production, including the correction from  $tW^-\bar{b}$ . We use these expressions to estimate, with a fast detector simulation, the simultaneous limits which the measurement of single top cross sections at LHC will set on  $V_{tb}$  and possible anomalous couplings. Finally, a combination with top decay asymmetries and angular distributions is performed, showing how the limits can be improved when the latter are included in a global fit to  $Wtb$  couplings.

# Single top quark production

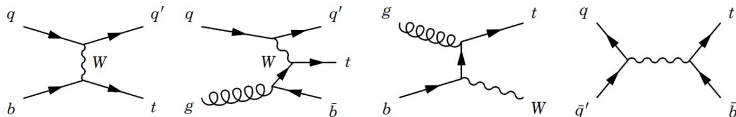
- [arXiv:hep-ph0605190v2 18 Mar 2007]

New physics beyond the Standard Model (SM) is expected to affect especially the top quark, and, in particular, it may modify its charged current interaction with its  $SU(2)_L$  partner the bottom quark. For on-shell  $t$ ,  $b$  and  $W$ , the most general  $Wtb$  vertex involving terms up to dimension five can be written as [5]

$$\begin{aligned}\mathcal{L}_{Wtb}^{\text{OS}} = & -\frac{g}{\sqrt{2}}\bar{b}\gamma^\mu(V_L P_L + V_R P_R)t W_\mu^- \\ & -\frac{g}{\sqrt{2}}\bar{b}\frac{i\sigma^{\mu\nu}q_\nu}{M_W}(g_L P_L + g_R P_R)t W_\mu^- + \text{H.c.},\end{aligned}\quad (1)$$

with  $q \equiv p_t - p_b$  (being  $p_t$  and  $p_b$  the momenta of the top and  $b$  quark, respectively, following the fermion flow), which equals the  $W$  boson momentum. Additional  $\sigma^{\mu\nu}k_\nu$  and  $k^\mu$  terms, where  $k \equiv p_t + p_b$ , can be absorbed into this Lagrangian using Gordon identities. If the  $W$  boson is on its mass shell or it couples to massless external fermions we have  $q^\mu \epsilon_\mu = 0$ , where  $\epsilon_\mu$  is the polarisation vector of the  $W$  boson, so that terms proportional to  $q^\mu$  can be dropped from the effective vertex. Within the SM, the only  $Wtb$  interaction term at the tree level is given by the left-handed  $\gamma^\mu$  term, with  $V_L \equiv V_{tb} \simeq 1$ . The rest of couplings are called “anomalous” and vanish at the tree level, although they can be generated by radiative corrections. They are not necessarily constants but rather “form factors”, usually approximated by the constant term (as we will do in this work). If we assume that CP is conserved in the  $Wtb$  interaction then  $V_{L,R}$  and  $g_{L,R}$  are real, and  $V_L$  can be taken to be positive without loss of generality.

# Single top quark production



$$\sigma = \sigma_{\text{SM}} \left( V_L^2 + \kappa^{V_R} V_R^2 + \kappa^{V_L V_R} V_L V_R + \kappa^{g_L} g_L^2 + \kappa^{g_R} g_R^2 + \kappa^{g_L g_R} g_L g_R + \dots \right)$$

- the  $\kappa$  factors determine the dependence on anomalous couplings
- the  $\kappa$  factors are, in general, different for  $t$  and  $\bar{t}$  production
- the measurement of the single top production cross-section allows to obtain a measurement of  $V_L (\equiv V_{tb})$  and bounds on anomalous couplings

# Single top quark production

- **t-channel**

- [arXiv:hep-ph0605190v2 18 Mar 2007]

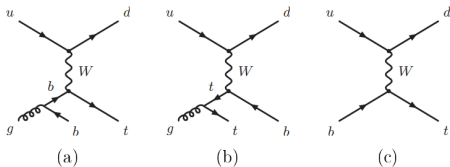


Figure 2: Sample Feynman diagrams for single top production in the  $t$ -channel process. Additional diagrams are obtained by crossing the light quark fermion line, and/or replacing  $(u, d)$  by  $(c, s)$ . The diagrams for antitop production are the charge conjugate ones.



# Single top quark production

## • t-channel

[arXiv:hep-ph0605190v2 18 Mar 2007]

	$tj$				$\bar{t}j$			
	$\kappa$	$\Delta Q$	$\Delta m_t$	$\Delta m_b$	$\kappa$	$\Delta Q$	$\Delta m_t$	$\Delta m_b$
$V_R^2$	0.916 – 0.923	+0. -0.	+0. -0.	+0. -0.	1.082 – 1.084	+0. -0.	+0. -0.	+0. -0.
$g_L^2$	1.75 – 1.79	+0.044 -0.038	+0.007 -0.035	+0 -0.027	2.16 – 2.17	+0.035 -0.022	+0.014 -0.032	+0. -0.
$g_R^2$	2.18	+0.042 -0.033	+0.014 -0.034	+0. -0.022	1.75 – 1.77	+0.042 -0.033	+0.007 -0.033	+0. -0.025
$V_L g_R$	-(0.348 – 0.365)	+0.007 -0.011	+0. -0.	+0. -0.	-(0.038 – 0.040)	+0.010 -0.009	+0. -0.	+0. -0.
$V_R g_L$	-(0.006 – 0.008)	+0.006 -0.005	+0. -0.	+0. -0.	-(0.399 – 0.408)	+0.010 -0.008	+0. -0.	+0. -0.

Table 1: Representative  $\kappa$  factors for the  $tj$  and  $\bar{t}j$  processes and their uncertainties, explained in the text. Errors smaller than 0.005 are omitted.

	$\bar{t}\bar{b}j$				$t\bar{b}j$			
	$\kappa$	$\Delta Q$	$\Delta m_t$	$\Delta m_b$	$\kappa$	$\Delta Q$	$\Delta m_t$	$\Delta m_b$
$V_R^2$	0.927 – 0.932	+0.005 -0.	+0. -0.	+0. -0.	1.068 – 1.069	+0. -0.005	+0. -0.	+0. -0.
$V_L V_R$	-0.117	+0. -0.	+0. -0.	+0.005 -0.005	-0.126	+0. -0.	+0. -0.	+0.006 -0.006
$g_L^2$	1.96 – 2.01	+0.070 -0.056	+0.005 -0.005	+0. -0.	2.98 – 3.00	+0.040 -0.040	+0.014 -0.014	+0. -0.
$g_R^2$	2.97 – 2.98	+0.056 -0.043	+0.013 -0.013	+0. -0.	2.08 – 2.11	+0.056 -0.045	+0.006 -0.007	+0. -0.
$V_L g_R$	-(0.539 – 0.550)	+0.012 -0.010	+0. -0.	+0. -0.	-(0.169 – 0.172)	+0.010 -0.010	+0.014 -0.013	+0. -0.
$V_R g_L$	-(0.121 – 0.134)	+0.009 -0.011	+0. -0.	+0. -0.	-(0.567 – 0.571)	+0.014 -0.013	+0. -0.	+0. -0.

Table 2: Representative  $\kappa$  factors for the  $\bar{t}\bar{b}j$  and  $t\bar{b}j$  processes and their uncertainties, explained in the text. Errors smaller than 0.005 are omitted.

- (ii) The coefficient of the  $V_R^2$  term is different for single top and single antitop production, but the differences cancel to a large extent in the total cross section. This property makes the ratio  $R(\bar{t})/\sigma(t)$  more sensitive to a  $V_R$  component than the total cross section itself. A purely left-handed interaction yields

- **$tW$  associated production**

- [arXiv:hep-ph/0605190v2 18 Mar 2007]

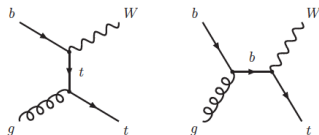


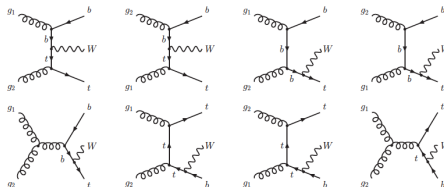
Figure 5: Feynman diagrams for single top production in the  $gb \rightarrow tW^-$  process.

# Single top quark production

## • $tW$ associated prod. [arXiv:hep-ph0605190v2 18 Mar 2007]

	$\kappa$	$\Delta Q$	$\Delta m_t$	$\Delta m_b$
$V_R^2$	1	-	-	-
$g_L^2, g_R^2$	3.46 – 3.57	+0.23 -0.11	+0.015 -0.015	+0.009 -0.008
$V_L g_R, V_R g_L$	1	-	-	-

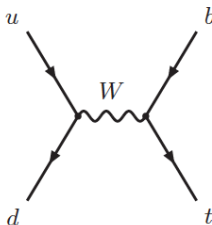
Table 7: Representative  $\kappa$  factors for the  $tW^-$  and  $\bar{t}W^+$  processes and their uncertainties, explained in the text. Errors smaller than 0.005 are omitted.



	$\kappa$	$\Delta Q$	$\Delta m_t$	$\Delta m_b$
$V_R^2$	1	-	-	-
$g_L^2, g_R^2$	4.51 – 4.73	+0.19 -0.04	+0.009 -0.027	+0.030 -0.
$V_L g_R, V_R g_L$	1.21 – 1.23	+0.014 -0.003	+0.005 -0.007	+0. -0.

Table 8: Representative  $\kappa$  factors for the  $tW^- \bar{b}$  and  $\bar{t}W^+ b$  processes and their uncertainties, explained in the text. Errors smaller than 0.005 are omitted.

- **s-channel**



# Single top quark production

## • s-channel

[arXiv:hep-ph0605190v2 18 Mar 2007]

	$t\bar{b}$				$\bar{t}b$			
	$\kappa$	$\Delta Q$	$\Delta m_t$	$\Delta m_b$	$\kappa$	$\Delta Q$	$\Delta m_t$	$\Delta m_b$
$V_R^2$	1	-	-	-	1	-	-	-
$V_L V_R$	0.121	+0. -0.	+0. -0.	+0.005 -0.005	0.127	+0. -0.	+0. -0.	+0.006 -0.006
$g_L^2, g_R^2$	13.06 – 13.10	+0.25 -0.21	+0.26 -0.26	+0. -0.	12.22 – 12.28	+0.21 -0.18	+0.25 -0.24	+0. -0.
$g_L g_R$	1.23	+0.007 -0.008	+0.012 -0.012	+0.055 -0.055	1.25	+0.008 -0.009	+0.013 -0.013	+0.056 -0.056
$V_L g_L, V_R g_R$	-0.415	+0. -0.	+0. -0.	+0.018 -0.018	-0.426	+0. -0.	+0. -0.	+0.019 -0.019
$V_L g_R, V_R g_L$	-5.51	+0.009 -0.010	+0.057 -0.057	+0. -0.	-5.48	+0.008 -0.010	+0.057 -0.056	+0. -0.

Table 5:  $\kappa$  factors for the  $t\bar{b}$  and  $\bar{t}b$  processes and their uncertainties, explained in the text. Errors smaller than 0.005 are omitted.

- (i) The  $\kappa$  factors of  $g_L^2$  and  $g_R^2$  are a factor of four larger than for the  $t$ -channel process, because in  $t\bar{b}$  production the  $s$ -channel  $W$  boson carries a larger momentum, and so the  $q_\nu$  factor in the  $\sigma^{\mu\nu}$  vertex gives a larger enhancement.
- (ii) For  $t\bar{b}$  and  $\bar{t}b$  production the factors are very similar, although not equal (the difference is not due to Monte Carlo statistics, which is very high). Then, the measurement of the ratio  $\sigma(\bar{t}b)/\sigma(t\bar{b})$  is not as useful as in the  $t$ -channel process.
- (iii) Interferences among couplings are again important, in particular between  $V_L$  and  $g_R$ , and between  $V_R$  and  $g_L$ .

# Constraints on anomalous couplings

## ● Limits from single top

[arXiv:hep-ph0605190v2 18 Mar 2007]

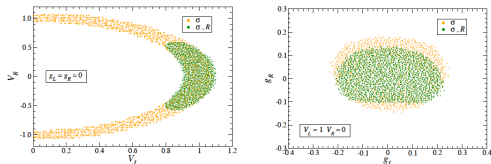


Figure 9: Estimated two-dimensional limits (with 68.3% CL) on  $(V_L, V_R)$  and  $(g_L, g_R)$ , obtained from measurement of single top cross sections, with and without the ratio  $R(\bar{t}/t)$  for the  $tj$  final state.

## ● Using $t\bar{t}$ observables

[arXiv:hep-ph0605190v2 18 Mar 2007]

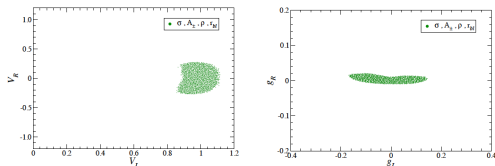


Figure 11: Combined limits on  $Wtb$  couplings from single top cross section measurements (excluding  $R(\bar{t}/t)$ ) and top decay observables  $A_{\perp}, \rho_{R,L}, \tau_M$ . The two graphs correspond to different projections of the 4-dimensional allowed region (with 68.3% CL).

**Just a first try to see what happens...**

- Constraints on  $Wtb$  vertex:
  - combine the information of the most sensitive observables (taking into account the correlations)
  - evaluate 95% CL allowed regions considering the dependence of these observables with  $V_R$ ,  $g_L$  and  $g_R$

👉 this is the purpose of



`http://www-ftae.ugr.es/topfit`



- Top decay (in  $t\bar{t}$  events): angular asymmetries

👉 ATLAS Collaboration [ATLAS-CONF-2011-037]:

$$A_+ = 0.50 \pm 0.10 \text{ (stat)} \pm 0.06 \text{ (syst)} \quad (e)$$

$$A_- = -0.85 \pm 0.07 \text{ (stat)} \pm 0.05 \text{ (syst)} \quad (e)$$

$$A_+ = 0.50 \pm 0.08 \text{ (stat)} \pm 0.04 \text{ (syst)} \quad (\mu)$$

$$A_- = -0.87 \pm 0.04 \text{ (stat)} \pm 0.03 \text{ (syst)} \quad (\mu)$$

with  $\rho(A_+, A_-) = 0.16$ , assuming  $m_t = 172.5$  GeV

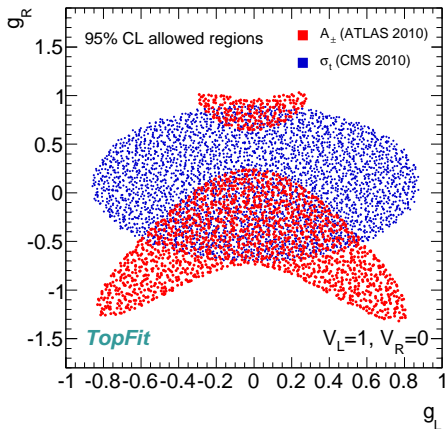
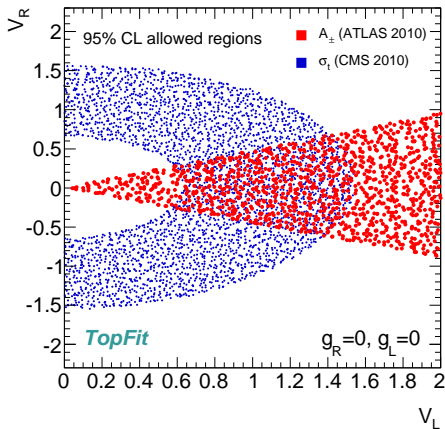
- Single top production [CMS-PAS-TOP-10-008]:

👉 CMS Collaboration:

$$\sigma_t = 83.6 \pm 30.0 \text{ pb}$$

assuming  $m_t = 172.5$  GeV

# Constraints on the $Wtb$ vertex from early LHC data



(anomalous couplings assumed to be real)

- Top decay (in  $t\bar{t}$  events)

- **$W$  helicity fractions**

- ☞ CDF Collaboration [PRL 105 (2010) 042002]:

$$F_0 = 0.88 \pm 0.11 \text{ (stat)} \pm 0.06 \text{ (syst)},$$

$$F_R = -0.15 \pm 0.07 \text{ (stat)} \pm 0.06 \text{ (syst)},$$

with  $\rho = -0.59$ , assuming  $m_t = 175$  GeV

- ☞ D0 Collaboration [PRD 83 (2011) 032009]:

$$F_0 = 0.669 \pm 0.078 \text{ (stat)} \pm 0.065 \text{ (syst)},$$

$$F_R = 0.023 \pm 0.041 \text{ (stat)} \pm 0.034 \text{ (syst)},$$

with  $\rho = -0.83$ , assuming  $m_t = 172.5$  GeV

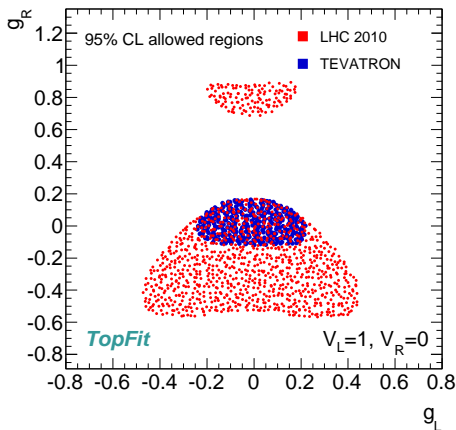
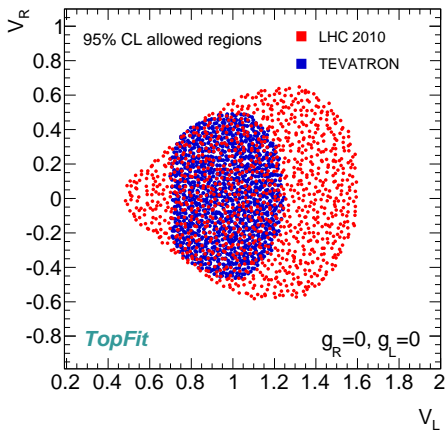
- Single top production [arXiv:0908.2171]:

- ☞ CDF and D0 Collaborations:

$$\sigma_{s+t} = 2.76^{+0.58}_{-0.47} \text{ pb}$$

assuming  $m_t = 170$  GeV

# Constraints on the $Wtb$ vertex: LHC and Tevatron



(anomalous couplings assumed to be real)

# Rare decays of top quarks and Flavor Changing Neutral Currents (FCNC)

## • Several channels @ decay

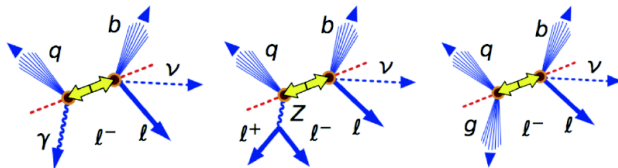


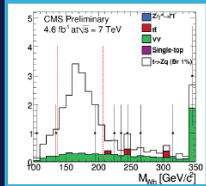
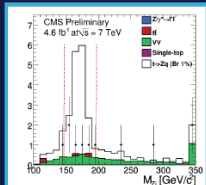
Table 1: The maximum values for the branching ratios of the FCNC top quark decays, predicted by the Standard Model (SM), the quark-singlet model (QS), the two-Higgs doublet model (2HDM), the flavour-conserving two-Higgs doublet model (FC 2HDM), the minimal supersymmetric model (MSSM), SUSY with R-parity violation and Topcolour-assisted Technicolour model (TC2) are shown. (See text for references)

Process	SM	QS	2HDM	FC 2HDM	MSSM	$\mathcal{R}$ SUSY	TC2
$t \rightarrow u\gamma$	$3.7 \times 10^{-16}$	$7.5 \times 10^{-9}$	—	—	$2 \times 10^{-6}$	$1 \times 10^{-6}$	—
$t \rightarrow uZ$	$8 \times 10^{-17}$	$1.1 \times 10^{-4}$	—	—	$2 \times 10^{-6}$	$3 \times 10^{-5}$	—
$t \rightarrow u\gamma$	$3.7 \times 10^{-14}$	$1.5 \times 10^{-7}$	—	—	$8 \times 10^{-5}$	$2 \times 10^{-4}$	—
$t \rightarrow c\gamma$	$4.6 \times 10^{-14}$	$7.5 \times 10^{-9}$	$\sim 10^{-6}$	$\sim 10^{-9}$	$2 \times 10^{-6}$	$1 \times 10^{-6}$	$\sim 10^{-6}$
$t \rightarrow cZ$	$1 \times 10^{-14}$	$1.1 \times 10^{-4}$	$\sim 10^{-7}$	$\sim 10^{-10}$	$2 \times 10^{-6}$	$3 \times 10^{-5}$	$\sim 10^{-4}$
$t \rightarrow c\gamma$	$4.6 \times 10^{-12}$	$1.5 \times 10^{-7}$	$\sim 10^{-4}$	$\sim 10^{-8}$	$8 \times 10^{-5}$	$2 \times 10^{-4}$	$\sim 10^{-4}$

[Acta Phys. Polon. B 35 (2004) 2695]

## The LHC Current Status (Moriond 2012)

### FCNC IN $t\bar{t}$

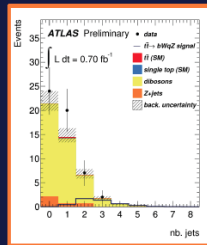


### What

- Look for decays other than  $t \rightarrow Wb$ 
  - One top:  $t \rightarrow Zq$
  - Other top:  $t \rightarrow Wb$

### How

- 3 leptons (2 form a Z)
- CMS: use b-tagging



CMS :  $BR(t \rightarrow qZ) < 0.34\%$   
 ATLAS :  $BR(t \rightarrow qZ) < 1.1\%$

## ● Production @ LHC

### Effective Lagrangian

$$\mathcal{L}_{Total} = \mathcal{L}_{SM} + \frac{1}{\Lambda^5} \mathcal{L}^{(5)} + \frac{1}{\Lambda^6} \mathcal{L}^{(6)}$$

- ▶ FCNC can be studied through an effective Lagrangian
- ▶ This extra Lagrangian terms will be composed by effective operators that obey SM symmetries
- ▶ Buchmuller and Wyler calculated all possible operators of dimension 6 that respect the SM symmetries (Nucl. Phys. B 268 (1986) 621.)
- ▶ Now reduced by B. Grzadkowski, M. Iskrzynski, M. Misiak, J. Rosiek (arXiv:1008.4884v2)

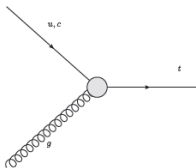
$$\frac{ico_1 g_s}{\Lambda} \bar{u} \lambda^a \sigma^{\mu\nu} (f_u + h_u \gamma_5) t G_{\mu\nu}^a + H.C.$$





## ● Production @ LHC

LO event generation



- ▶ Generate phase-space for  $2 \rightarrow 1$  process
- ▶ Weight with  $|M|^2 \times PDF_1 \times PDF_2$
- ▶ Write the events within "Les Houches Accord"
- ▶ Shower and Hadronization (PYTHIA or HERWIG)
- ▶ Simulate the detector (DELPHES)



## • The LHC Current Status (Moriond 2012)

### FCNC single top quark production

New!

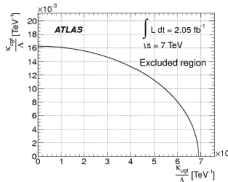
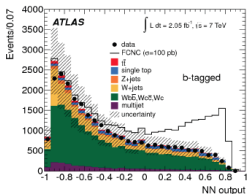
▶ Analysis strategy:

- ▶ use leptonic decays, 1 jet bin
- ▶ classify events using a neural network
- ▶ most significant variables:  $W$  boson  $p_T$ ,  $\Delta R_{(b\text{-jet,lepton})}$  and lepton charge

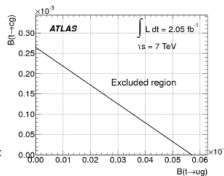
Submitted to Phys. Lett. B

arXiv:1203.0529

Mar 2012; 2.05fb<sup>-1</sup>



Upper limit on the coupling constants  $\kappa_{ugt}/\Lambda$  and  $\kappa_{cgt}/\Lambda$ .



Upper limit on the branching fractions  $t \rightarrow ug$  and  $t \rightarrow cg$

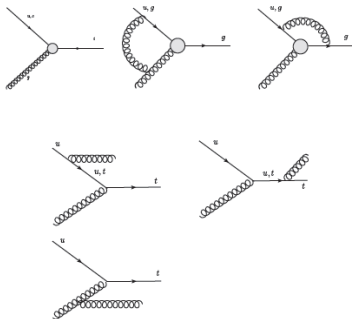
▶ Results: no observed excess over SM, limits set:

$$\sigma(qg \rightarrow t) \cdot B(t \rightarrow Wb) < 3.9 \text{ pb (95\% CL)}$$

$$B(t \rightarrow ug) < 5.7 \cdot 10^{-5}, B(t \rightarrow cg) < 2.7 \cdot 10^{-4}$$

## ● Production @ LHC

Next to Leading order



$$\sigma_{NLO} = \int_m d\sigma^{Born} + \int_m d\sigma^{virtual} + \int_{m+1} d\sigma^{Real}$$



## ● Production @ LHC

### Inclusive NLO Direct top cross sections

FCNC Direct top cross sections ( $\frac{\kappa_{tq}^g}{\Lambda} = 0.01 \text{ TeV}^{-1}$ ) (pb) (PRD 72 074018 (2005))				
Subprocess	LHC (LO)	LHC (NLO)	Tevatron Run2 (LO)	Tevatron Run2 (NLO)
$gu \rightarrow t$	11.068	16.818	0.259	0.413
$gc \rightarrow t$	1.817	2.537	0.0176	0.0283

- ▶ The NLO cross section highly enhanced
- ▶ About 60% for Tevatron and 40%-50% for LHC
- ▶ FCNC BR limits improvements of the same order
- ▶ It is desirable to generate NLO Direct top events



- MEtop Code is ready to be used
- (contact Miguel Won: miguel.won@coimbra.lip.pt)

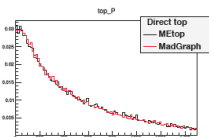
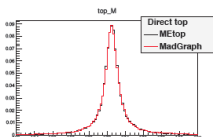
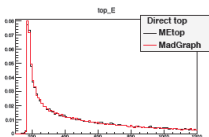
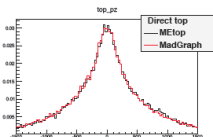
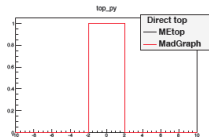
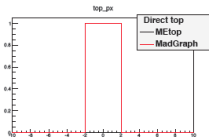
## A few generator properties

- ▶ W and top widths taken into account
- ▶ Spin correlations are included
- ▶ In addition to the Strong FCNC it is included electroweak and 4f FCNC
- ▶ New interactions can be included



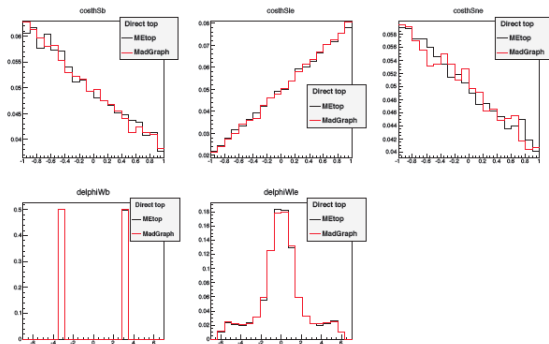
- MEtop Cross-checks

Direct top



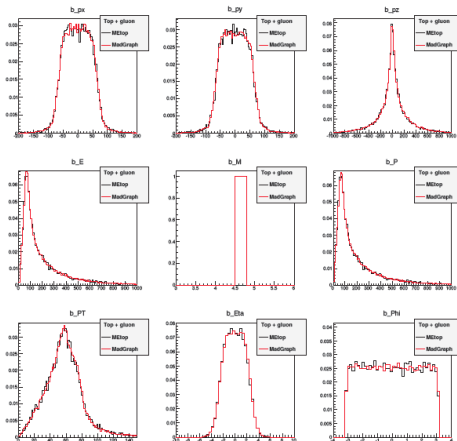
- MEtop Cross-checks

Direct top



- MEtop Cross-checks

top+gluon





## Summary

- Combination of production and decay observables is crucial to constrain the  $Wtb$  couplings
  - Should be done not only within a single experiment, but including all the available data from different experiments
- Obtained early LHC limits are not too far away from the Tevatron ones
  - Rapid increase of collected luminosity at the LHC should allow to have stringent bounds on the  $Wtb$  vertex soon
- Global fit to the general complex  $Wtb$  vertex requires not only more data but also a complete set of observables (TopFit available to experiments  $\Rightarrow$  use it!)
- Studies @ LHC of FCNC processes both at decay and production are promising (already best results in the world)
- A new FCNC NLO generator is already available (MEtop)  $\Rightarrow$  use it!



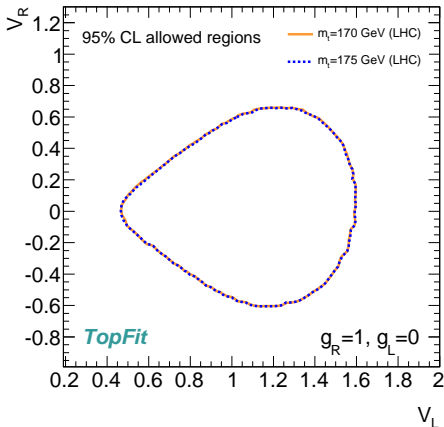
**FCT** Fundação para a Ciência e a Tecnologia

MINISTÉRIO DA CIÊNCIA, TECNOLOGIA E ENSINO SUPERIOR Portugal

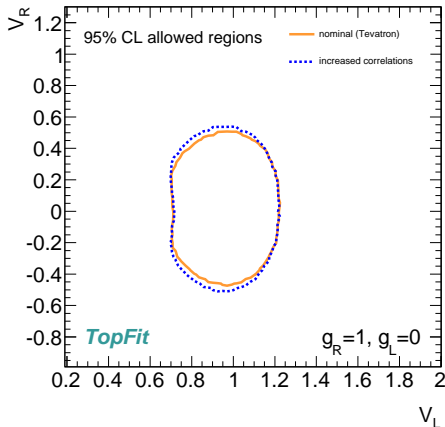
This work has been supported by FCT (project CERN/FP/116397/2010 and grant SFRH/BPD/63495/2009), CRUP (Acção integrada Ref. E 2/09), MICINN (FPA2010-17915 and HP2008-0039) and Junta de Andalucía (FQM 101 and FQM 437).

# Backup Slides

# Constraints on the $Wtb$ vertex: effect of $m_t$ and correlations



different  $m_t$  were considered



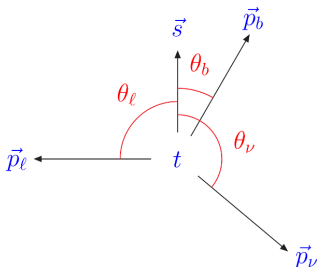
(increased correlations between  $W$   
helicity fractions were introduced)

# Probing the $Wtb$ vertex: spin asymmetries

- polarised top decays

$$\frac{1}{\Gamma} \frac{d\Gamma}{d\cos\theta_X} = \frac{1 + \alpha_X \cos\theta_X}{2}$$

- ☞  $\alpha_X$  depends on the anomalous couplings



$X$  = top decay product

$\vec{p}_X$  = momentum in  $t$  rest frame

$\vec{p}_j$  = jet momentum in  $t$  rest frame

$$Q = \cos(\vec{p}_X, \vec{p}_j) \quad \rightarrow \quad A_X \equiv \frac{N(Q > 0) - N(Q < 0)}{N(Q > 0) + N(Q < 0)}$$
$$= \frac{1}{2} P \alpha_X \quad [P = 0.95 (t) \quad P = -0.93 (\bar{t})]$$

[PLB 476 (2000) 323]