


Solar Neutrino Physics With Borexino I



Livia Ludhova
INFN Milano, Italy
(on behalf of Borexino collaboration)





Borexino Collaboration



**Kurchatov
Institute
(Russia)**



**Dubna JINR
(Russia)**

Milano



**Jagiellonian U.
Cracow
(Poland)**



Genova



**Munich
(Germany)**



Perugia



Princeton University

Virginia Tech. University



**Heidelberg
(Germany)**

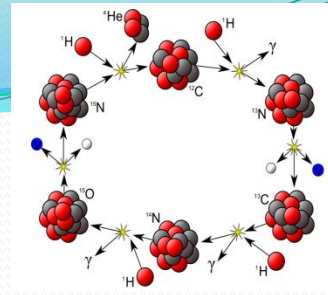


APC Paris

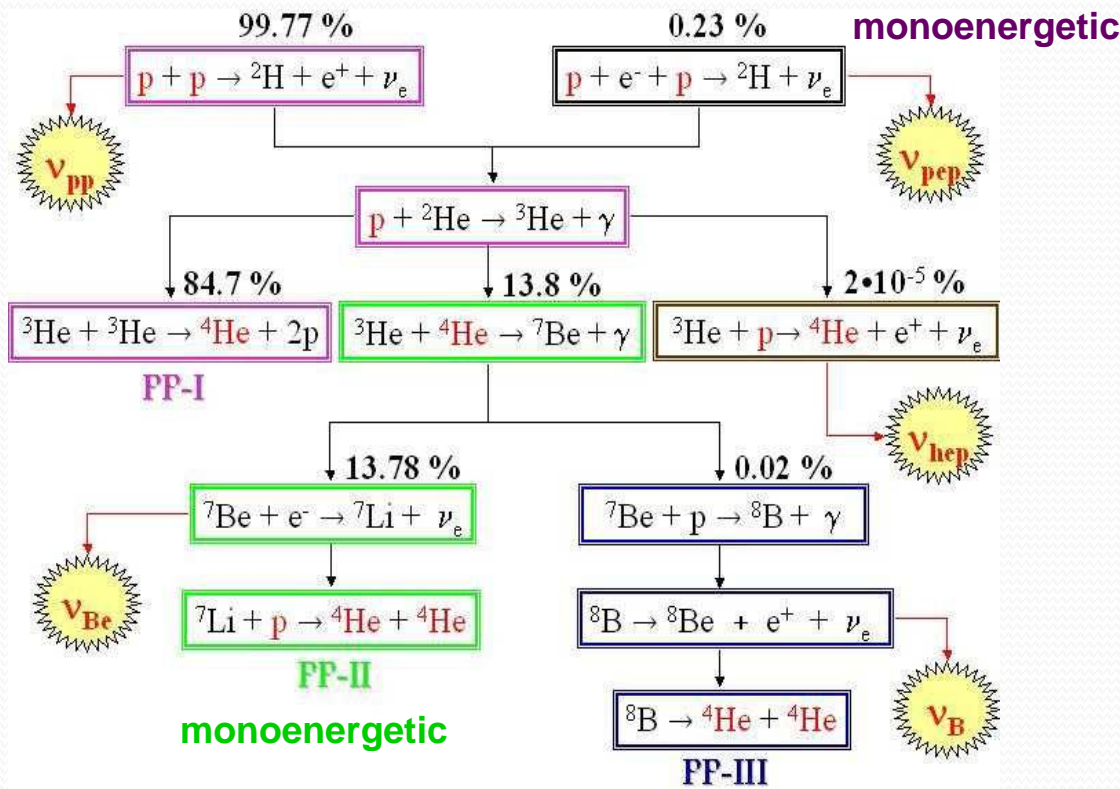
ICHEP 2012, Melbourne, 4-11 July 2012

Livia Ludhova (Borexino collaboration)

Neutrinos & Nuclear reactions in the Sun

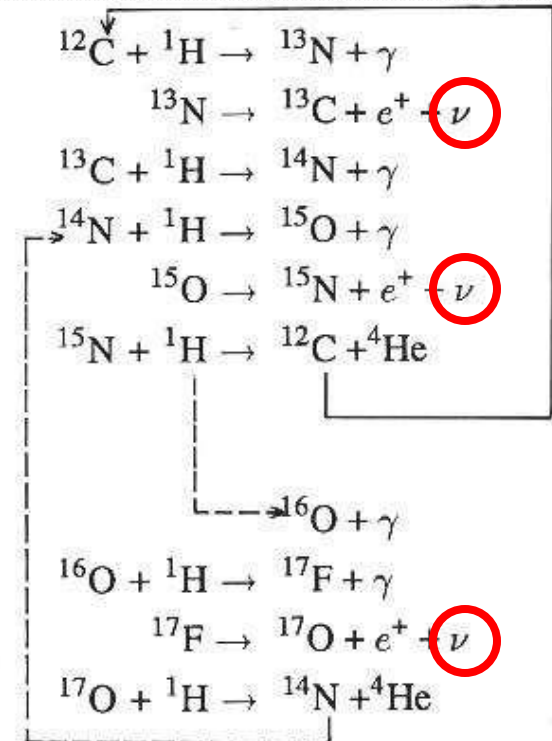


PP cycle... 99% of energy

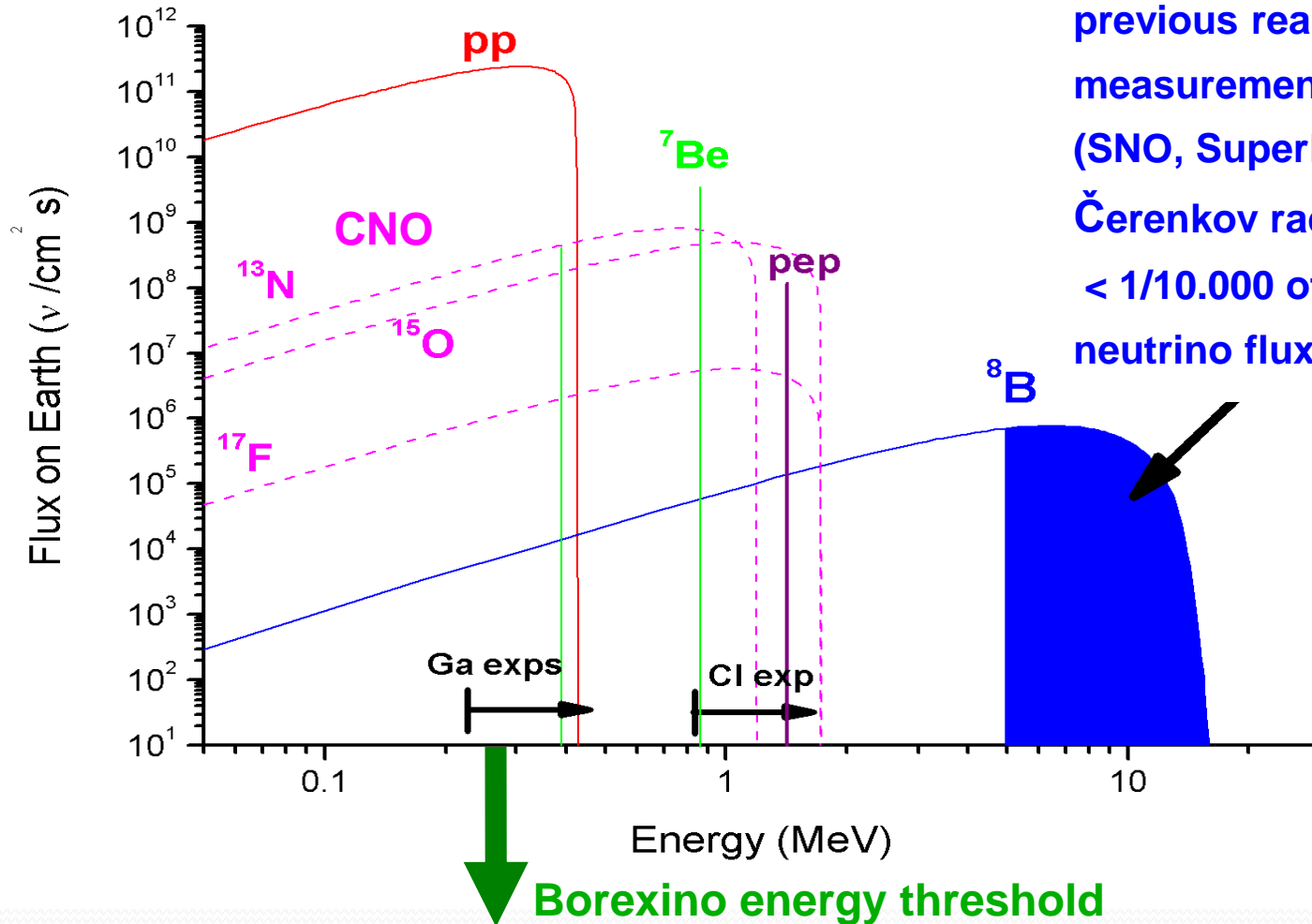


CNO cycle... <1% of energy

Poorly known
Not directly measured



Solar-neutrino energy spectrum



previous real-time
measurements
(SNO, SuperKamiokande)
Čerenkov radiation
< 1/10.000 of the total solar
neutrino flux

What can we learn from solar neutrinos (1) ?

Astrophysics: resolving “metallicity problem”

metallicity

abundance of the elements above He

New 3D Standard Solar Models -> lower metallicity -> discrepancy with helioseismology...
where is the problem?

Sources	$\Phi(\nu \text{ sec}^{-1} \text{ cm}^2)$ <i>high-metallicity</i>	$\Phi(\nu \text{ sec}^{-1} \text{ cm}^2)$ <i>low-metallicity</i>	Difference %
<i>pp</i>	$5.98(1 \pm 0.006) \times 10^{10}$	$6.03(1 \pm 0.006) \times 10^{10}$	0.8
<i>pep</i>	$1.44(1 \pm 0.012) \times 10^8$	$1.47(1 \pm 0.012) \times 10^8$	2.0
<i>hep</i>	$8.04(1 \pm 0.300) \times 10^3$	$8.31(1 \pm 0.300) \times 10^3$	3.3
${}^7\text{Be}$	$5.00(1 \pm 0.070) \times 10^9$	$4.56(1 \pm 0.070) \times 10^9$	9.4
${}^8\text{B}$	$5.58(1 \pm 0.140) \times 10^6$	$4.59(1 \pm 0.140) \times 10^6$	19.8
${}^{13}\text{N}$	$2.96(1 \pm 0.140) \times 10^8$	$2.17(1 \pm 0.140) \times 10^8$	31.6
${}^{15}\text{O}$	$2.23(1 \pm 0.150) \times 10^8$	$1.56(1 \pm 0.150) \times 10^8$	33.5
${}^{17}\text{F}$	$5.52(1 \pm 0.170) \times 10^6$	$3.40(1 \pm 0.160) \times 10^6$	53.0

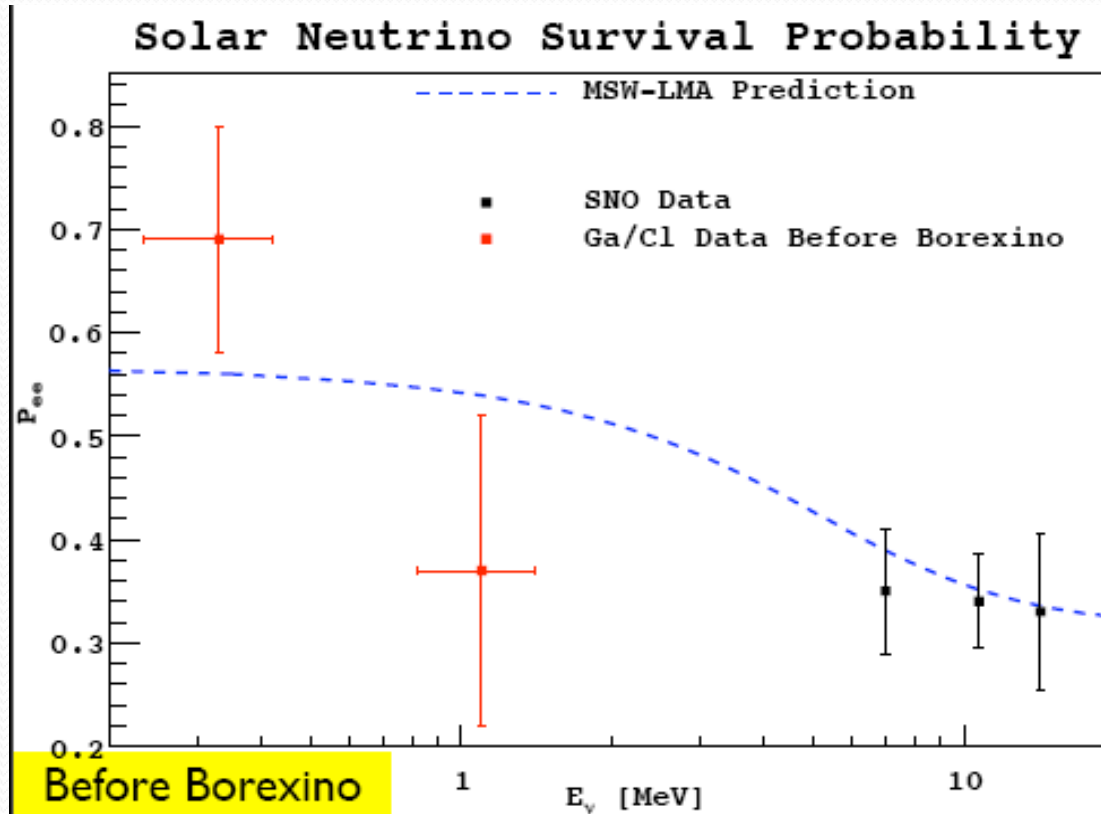
Solar neutrino fluxes depend on metallicity!

- **Solar Model:** Serenelli, Haxton and Pena-Garay arXiv:1104.1639
- **High metallicity GS98** = Grevesse et al. *S. Sci. Rev.* 85,161 ('98);
- **Low metallicity AGS09** = Asplund, et al, *A.R.A.&A.* 47(2009)481;

What can we learn from solar neutrinos (2) ?

Neutrino Physics: precision measurement of solar ν fluxes vs survival probability P_{ee}

P_{ee} = electron neutrino survival probability from the Sun's core to the detector



Low energy neutrinos:
flavor change dominated
by vacuum oscillations;

High energy neutrinos:
Resonant oscillations in matter
(MSW effect):
Effective electron neutrino mass
is increased due to the charge
current interactions
with electrons of the Sun

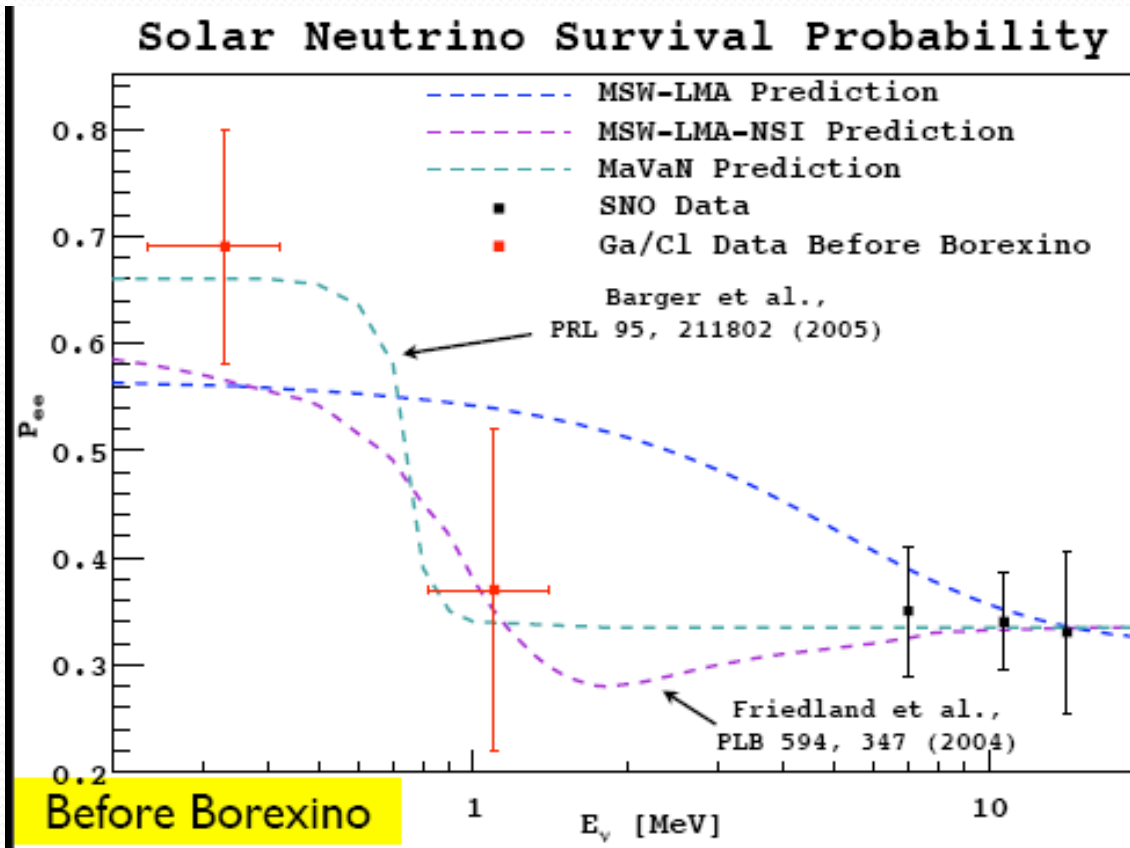
Transition region:
Decrease of the ν_e survival
probability (P_{ee})

Vacuum regime

Matter regime

What can we learn from solar neutrinos (2) ?

Neutrino Physics: precision measurement of solar ν fluxes vs survival probability P_{ee}



Low energy neutrinos:
flavor change dominated by vacuum oscillations;

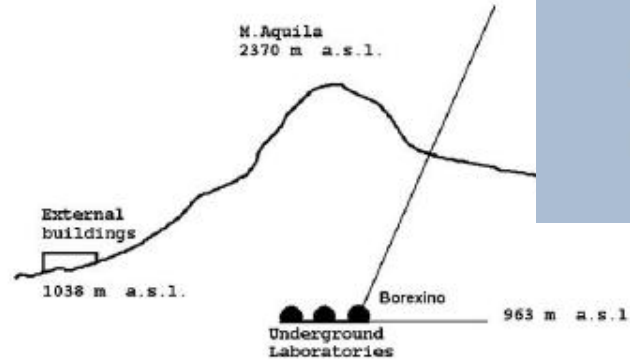
High energy neutrinos:
Resonant oscillations in matter (MSW effect):
Effective electron neutrino mass is increased due to the charge current interactions with electrons of the Sun

Transition region:
Decrease of the ν_e survival probability (P_{ee})

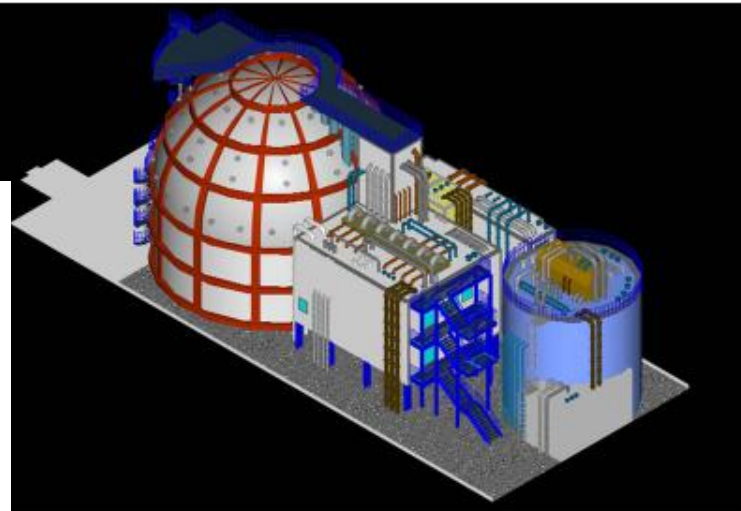
Vacuum regime

Matter regime

Borexino experimental site



Borexino is located at the **Laboratori Nazionali del Gran Sasso**, near L'Aquila, cca.120 km from Rome in Italy, shielded by 1400 m of limestone rocks (3800 m water equivalent)



***Borexino Collaboration: Nucl. Instr. Methods. Phys. Res. A 600 (2009) 568-593:
Borexino detector at the Laboratori Nazionali del Gran Sasso.***

Borexino detector

Scintillator:

270 t PC+PPO (1.5 g/l)
in a 150 μm thick
inner nylon vessel ($R = 4.25\text{ m}$)

Buffer region:

PC+DMP quencher (5 g/l)
 $4.25\text{ m} < R < 6.75\text{ m}$

Outer nylon vessel:

$R = 5.50\text{ m}$
(^{222}Rn barrier)

Carbon steel plates

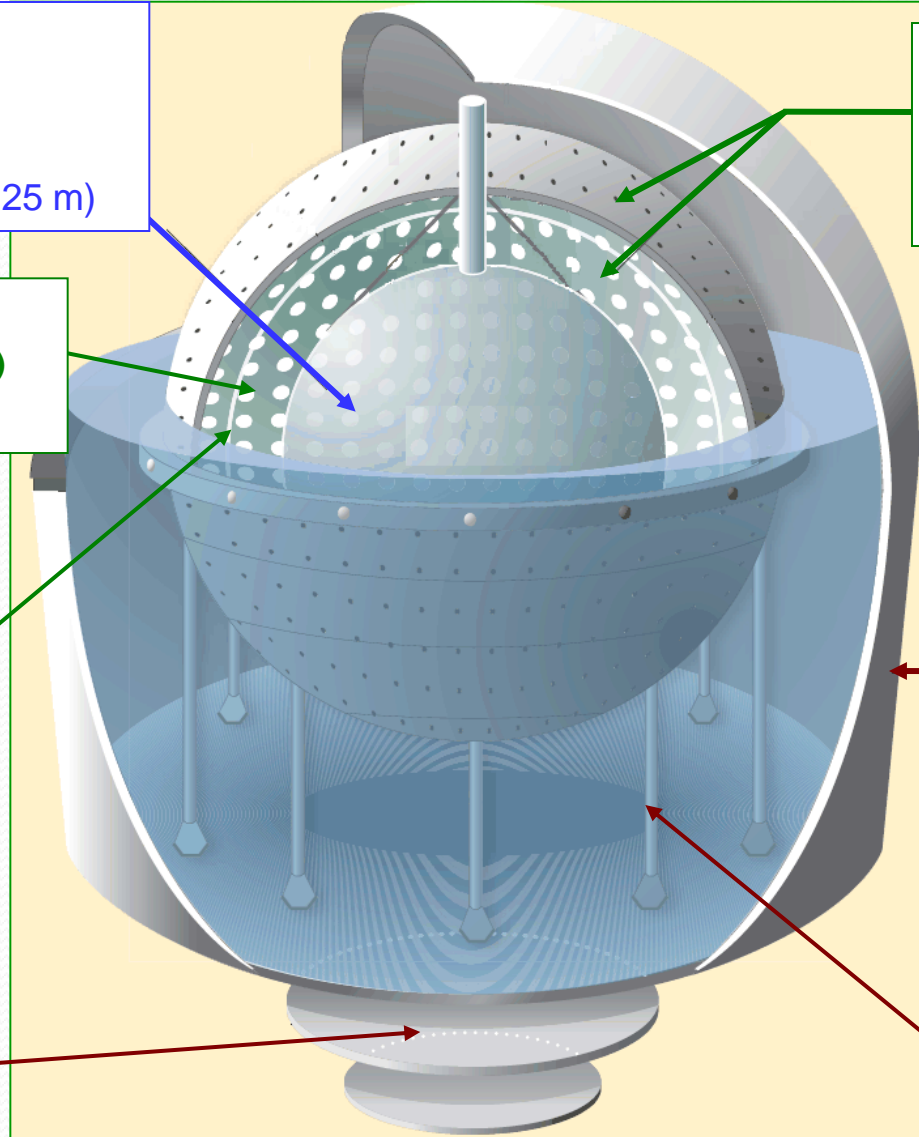
Stainless Steel Sphere:

$R = 6.75\text{ m}$
2212 PMTs
1350 m^3

Water Tank:

γ & neutron shield
 μ Water Čerenkov
detector
208 PMTs in water
2100 m^3

20 steel legs



Detection principle

of photons → energy
time of flight → position
pulse shape → α/β β^+/β^-

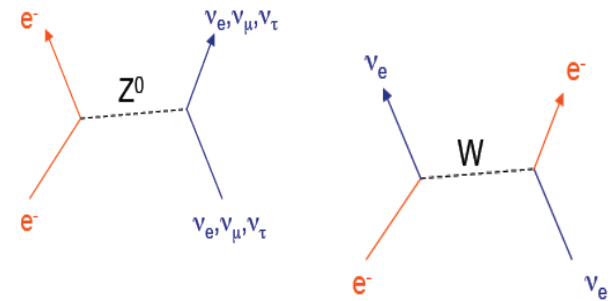
- Neutrino elastic scattering on electrons of liquid scintillator: $e^- + \nu \rightarrow e^- + \nu$;
- Scattered electrons cause the scintillation light production;

Advantages:

- Low energy threshold (~ 0.2 MeV);
- High light yield and a good energy resolution;
- Good position reconstruction;

Drawbacks :


- Info about the ν directionality is lost ;
- ν -induced events can't be distinguished from the events of β/γ natural radioactivity;




End October 2006



March 2007



May 2007



ICHEP 2012, Melbourne, 4-11 July 2012

Livia Ludhova (Borexino collaboration)

Detection principle

of photons → energy
time of flight → position
pulse shape → α/β β^+/β^-

- Neutrino elastic scattering on electrons of liquid scintillator: $e^- + \nu \rightarrow e^- + \nu$;
- Scattered electrons cause the scintillation light production;
- **Advantages:**
 - Low energy threshold (~ 0.2 MeV);
 - High light yield and a good energy resolution;
 - Good position reconstruction;
- **Drawbacks :**
 - Info about the ν directionality is lost ;
 - ν -induced events can't be distinguished from the events of β/γ natural radioactivity;

ENERGY RESOLUTION

10% @ 200 keV

8% @ 400 keV

6% @ 1 MeV


SPATIAL RESOLUTION

35 cm @ 200 keV

16 cm @ 500 keV

Extreme radiopurity is a must for a precision spectroscopy measurement!!!

DAQ STARTS : May 2007



Calibration with radioactive sources

	γ								β		α	n (AmBe)		
	^{57}Co	^{139}Ce	^{203}Hg	^{85}Sr	^{54}Mn	^{65}Zn	^{60}Co	^{40}K	^{14}C	^{214}Bi	^{214}Po	n-p	n+ ^{12}C	n+Fe
energy (MeV)	0.122	0.165	0.279	0.514	0.834	1.1	1.1, 1.3	1.4	0.15	3.2		2.226	4.94	~7.5

- Absolute source position: LED and CCD cameras ($\pm 2\text{cm}$);
- cca. 300 points through the whole scintillator volume;

- **Detector response as a function of position;**

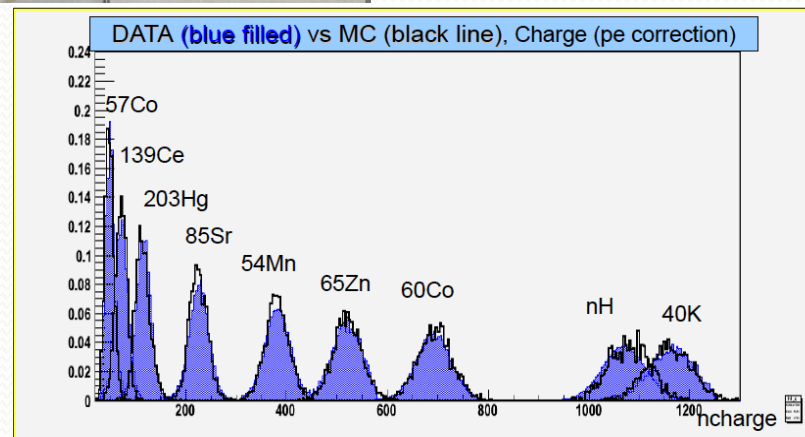
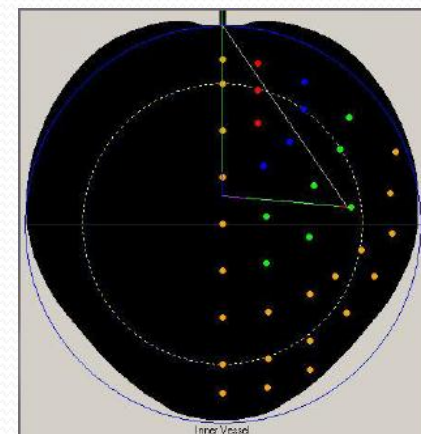
- **Fiducial volume definition and tuning of the spatial reconstruction algorithm;**

- **Energy scale definition**

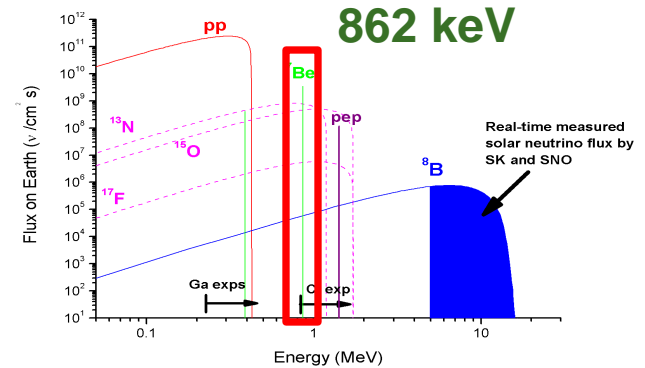
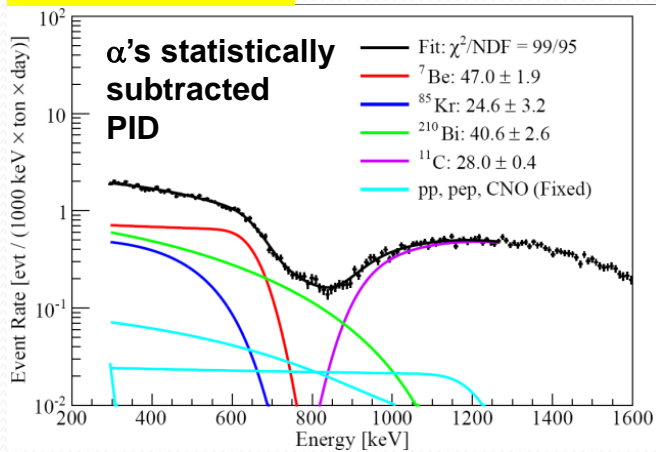
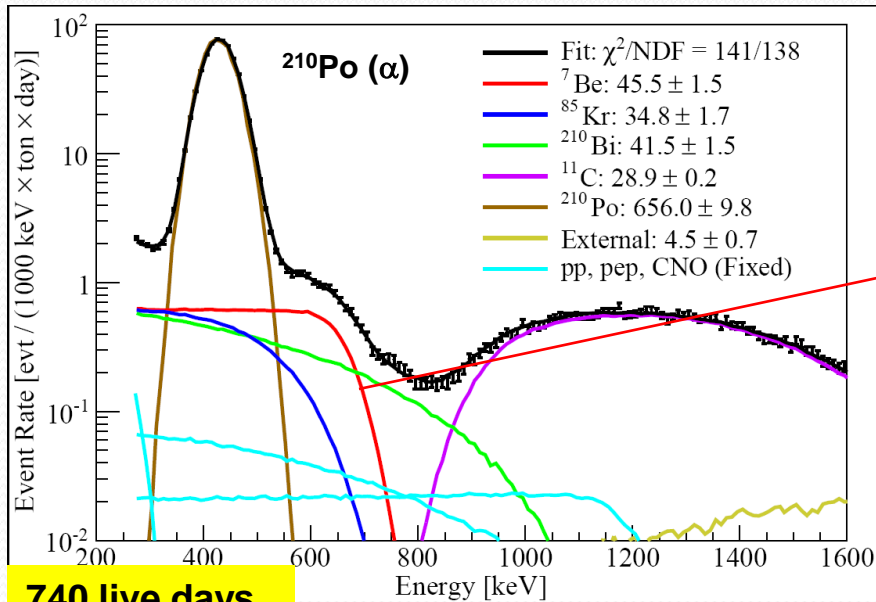
precise calibration in the 0-7 MeV range.

- **Tuning of the full Monte Carlo simulation**

**SYSTEMATIC ERROR REDUCTION
For ALL SOLAR NEUTRINO RESULTS**



^7Be neutrino (862 keV) rate @ 4.6% (SSM prediction @ 7%) Phys. Rev. Lett. 107, (2011) 141302



Spectral feature: compton-like edge from scattered electrons

$$46.0 \pm 1.5(\text{stat})_{-1.6}^{+1.5}(\text{syst})$$

cpd/100 tons

1ton of LS = $(3.307 \pm 0.003) \times 10^{29}$ electrons

- Spectral fit including neutrino signal + background components;
- Two independent methods: MC based and the analytical one;
- fit with and without α 's statistical subtraction;

Implications of the ^7Be measurement

- comparing to non-oscillated SSM : **no oscillation excluded @ 5.0σ**

(electron equivalent flux (862 keV line): $(2.78 \pm 0.13) \times 10^9 \text{ cm}^{-2} \text{ s}^{-1}$)

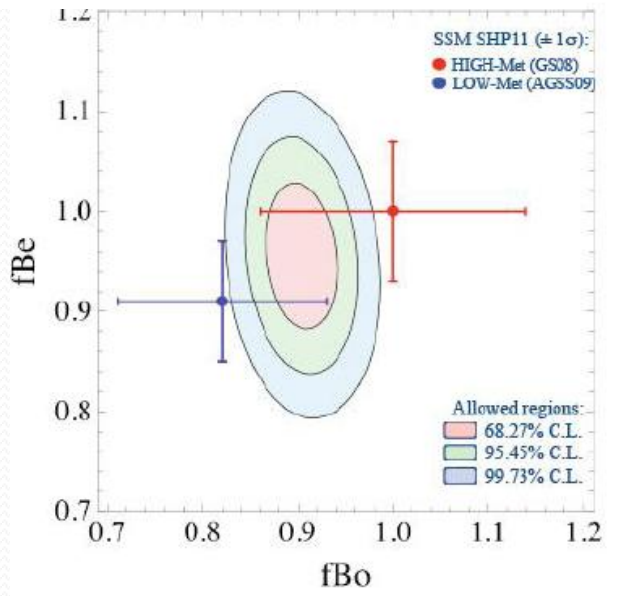
- assuming MSW-LMA: $f(7\text{Be}) = \text{measured flux} / \text{SSM} = 0.97 \pm 0.09$

- **including all solar experiments + luminosity constrain:**

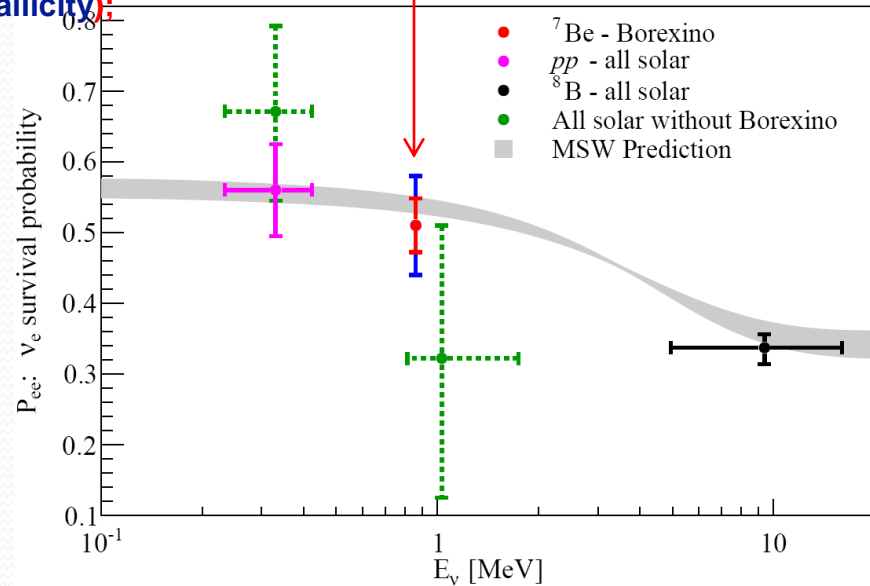
$$f_{pp} = 1.013^{+0.003}_{-0.010}$$

$$f_{\text{CNO}} < 2.5 \text{ at } 95\% \text{ C.L.}$$

no power to resolve low/high metallicity problem



$P_{ee} = 0.51 \pm 0.07$ @ 867 keV (experiment + SSM high metallicity):

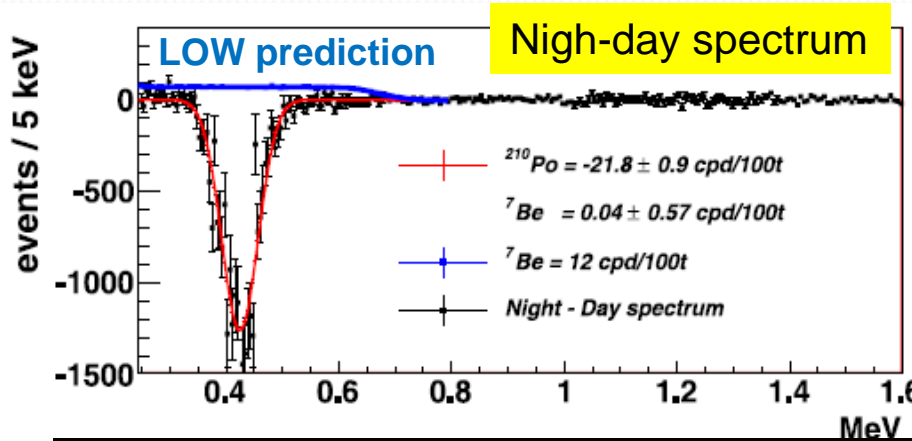


Absence of day-night asymmetry for ${}^7\text{Be}$ rate (R)

Phys. Lett. B 707 (2012) 22–26

$$A_{dn} = 2 \frac{R_N - R_D}{R_N + R_D} = \frac{R_{diff}}{\langle R \rangle}$$

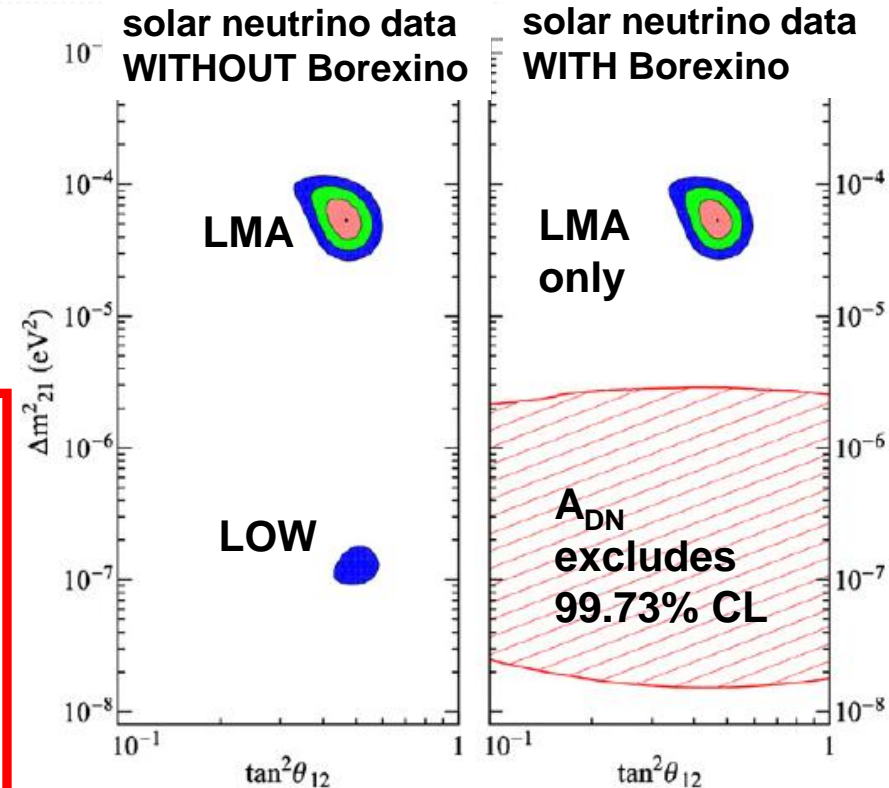
- MSW: a possible regeneration of electron neutrinos in the matter (within the Earth during night): effect depends on the oscillation parameters and on energy;



$$A_{DN} = 0.001 \pm 0.012(\text{stat}) \pm 0.007(\text{syst})$$

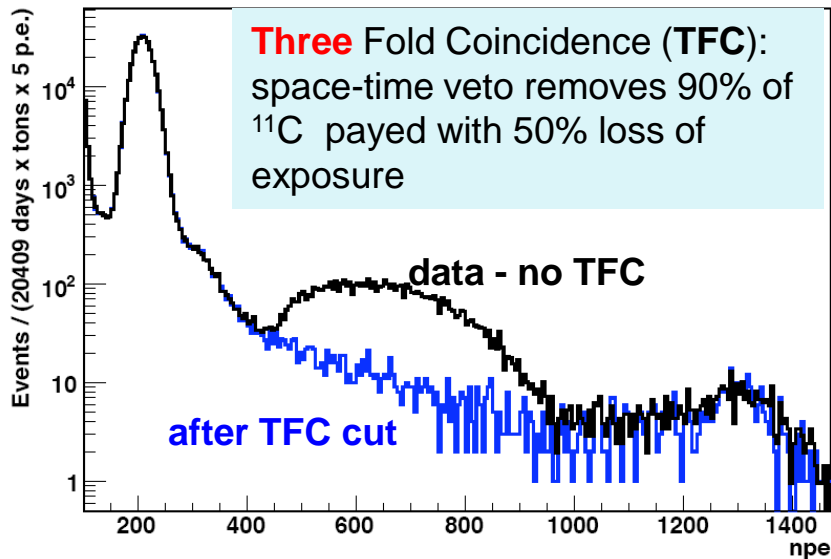
- in agreement with MSW-LMA;
- LOW region excluded at $> 8.5 \sigma$ with solar neutrinos only: for the first time without the use of reactor ANTIneutrinos and therefore the assumption of CPT symmetry;
- constrains non standard interactions (MaVaN in Holanda 2009 excluded)

Regions allowed @ 68.27%, 95.45%, 99.73% CL



First observation of pep neutrinos (1442 keV)

PHYSICAL REVIEW C 74, 045805 (2006)



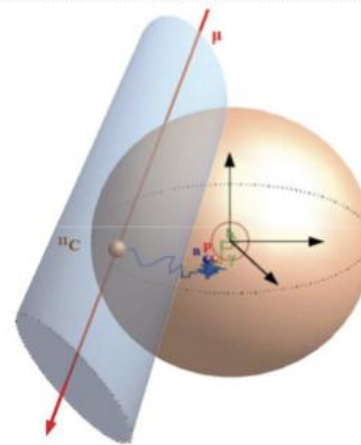
- Main background ^{11}C (e^+) with $\tau = 29.4$ min:



Quick neutron thermalization and capture yields clear tag

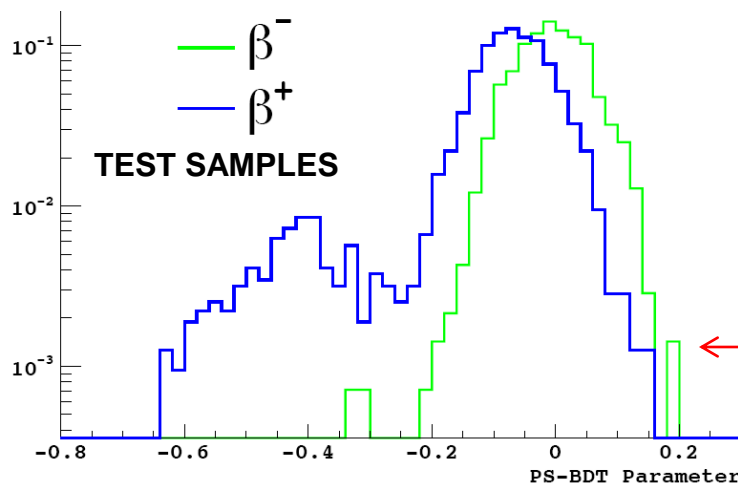
236 μs

29.4 min
No convection
 ^{11}C doesn't move



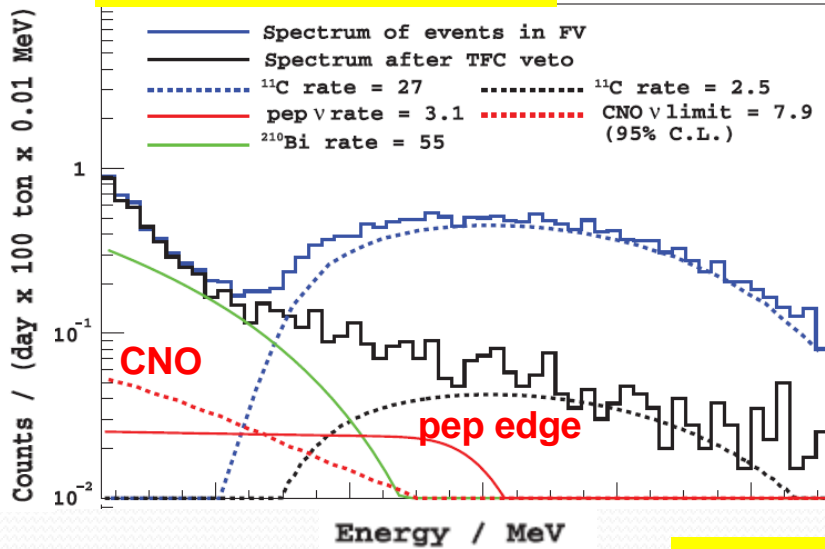
- β^+ / β^- pulse-shape discrimination: positronium formation + annihilation

Boosted Decision Tree variable

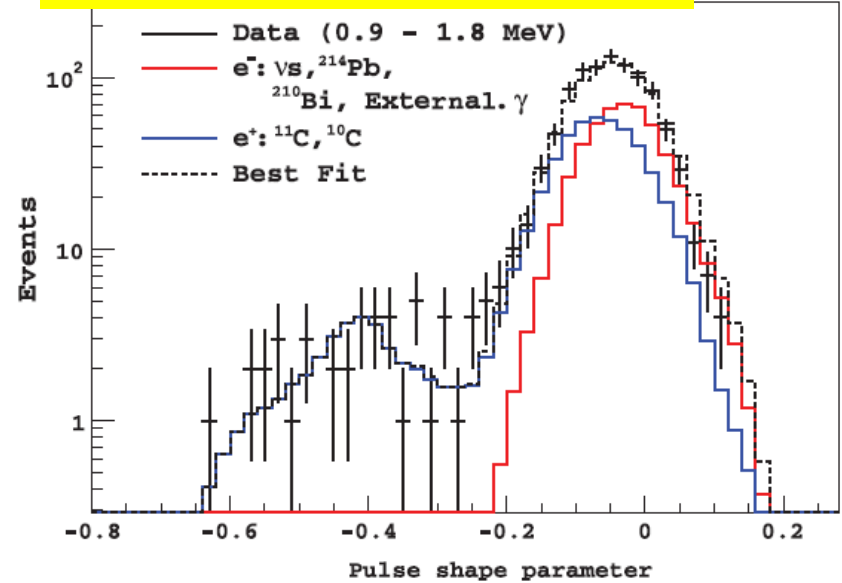


Multivariate maximum likelihood fit

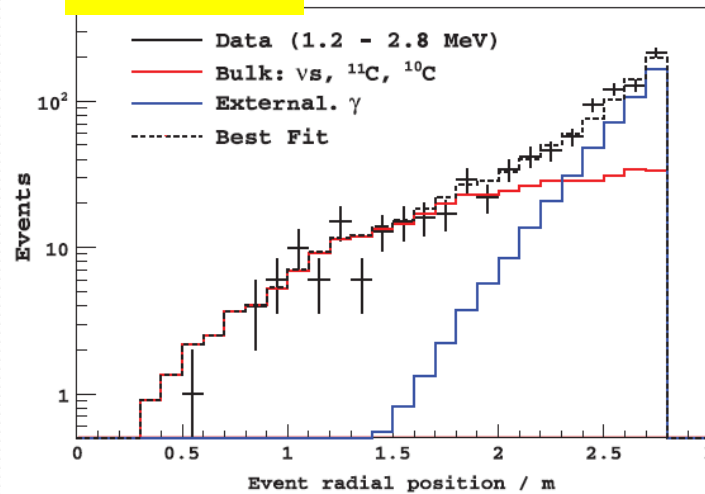
Energy spectral fit



Pulse shape variable



Radial fit



First observation of pep neutrinos II.

- **Pep rate: $3.1 \pm 0.6_{(stat)} \pm 0.3_{(sys)}$ cpd/100 t**
- Assuming MSW-LMA: $\Phi_{pep} = 1.6 \pm 0.3 \cdot 10^8 \text{ cm}^{-2} \text{ s}^{-1}$
- No oscillations excluded at **97% c.l.**
- Absence of pep solar ν excluded at 98%

CNO neutrinos

- only limits, correlation with ^{210}Bi ;
- CNO limit obtained assuming pep @ SSM

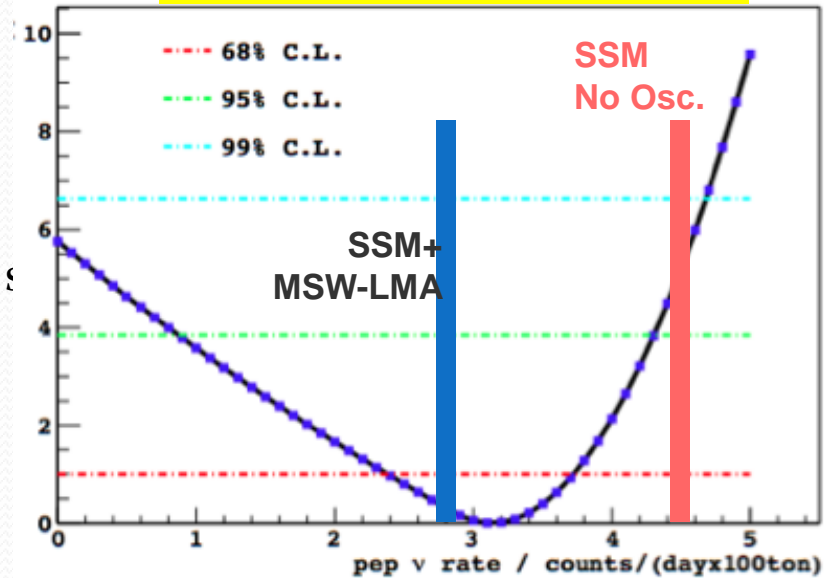
CNO rate < 7.1 cpd/100 t (95% c.l.)

- Assuming MSW-LMA:
 $\Phi_{\text{CNO}} < 7.7 \cdot 10^8 \text{ cm}^{-2} \text{ s}^{-1}$ (95% C.L.)

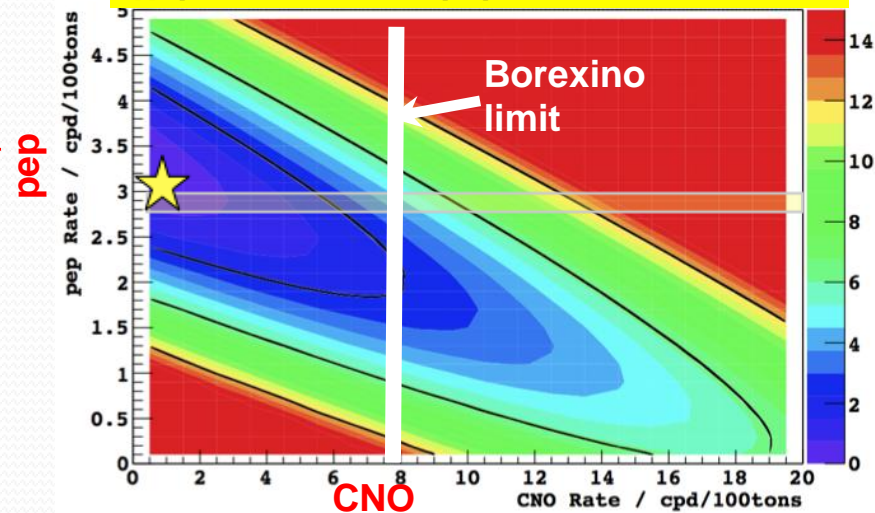
the strongest limit to date

not sufficient to resolve metallicity problem

$\Delta\chi^2$ profile for pep ν rate



$\Delta\chi^2$ profile for fixed pep and CNO rates



Livia Ludhova (Borexino collaboration)

^8B neutrino rate with 3 MeV energy threshold

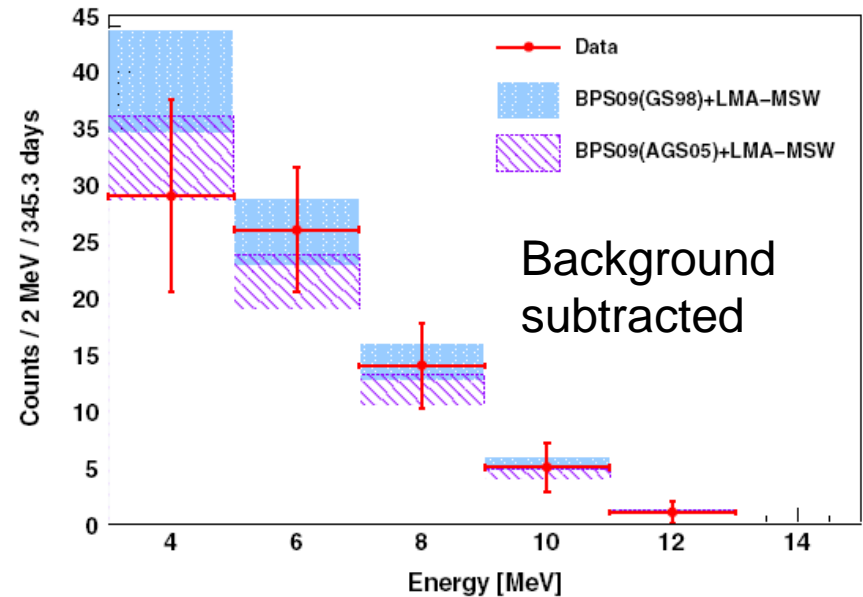
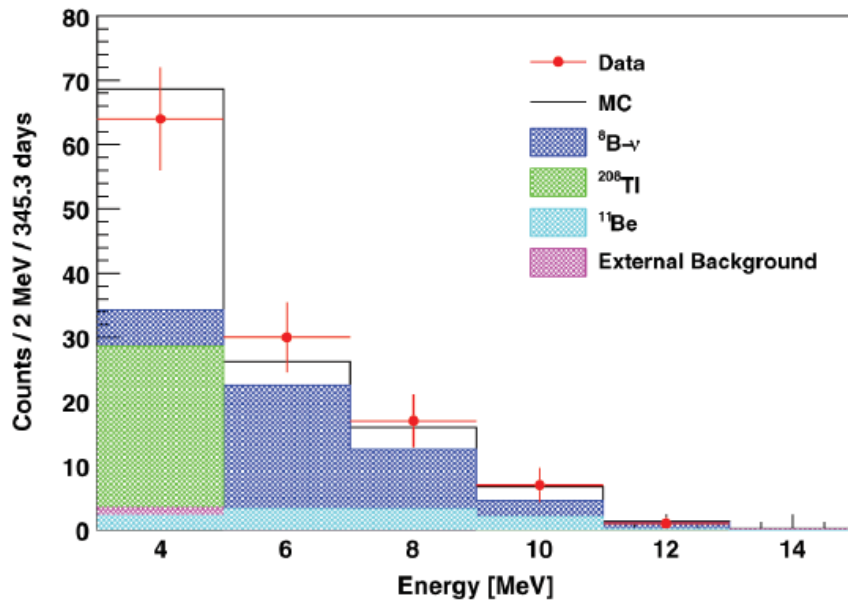
Phys. Rev. D 82 (2010) 033006 ... to recall

lower energies limited by ^{208}Tl

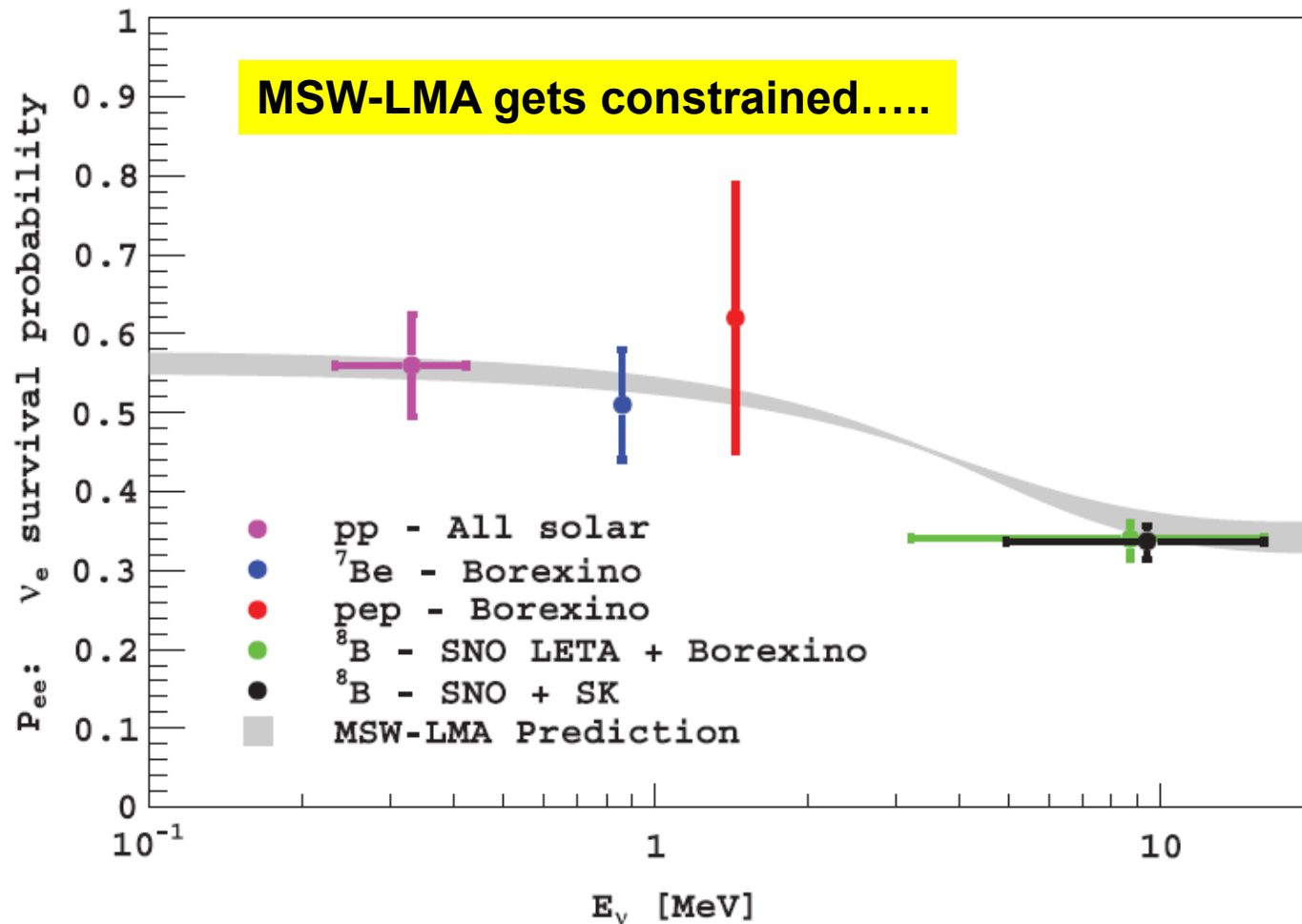
	3.0–16.3 MeV	5.0–16.3 MeV
Rate [cpd/100 t]	$0.22 \pm 0.04 \pm 0.01$	$0.13 \pm 0.02 \pm 0.01$
$\Phi_{\text{exp}}^{\text{ES}}$ [$10^6 \text{ cm}^{-2} \text{ s}^{-1}$]	$2.4 \pm 0.4 \pm 0.1$	$2.7 \pm 0.4 \pm 0.2$
$\Phi_{\text{exp}}^{\text{ES}}/\Phi_{\text{th}}^{\text{ES}}$	0.88 ± 0.19	1.08 ± 0.23

TABLE VI. Results on ^8B solar neutrino flux from elastic scattering, normalized under the assumption of the no-oscillation scenario reported by SuperKamiokaNDE, SNO, and Borexino.

	Threshold [MeV]	$\Phi_{\text{B}}^{\text{ES}}$ [$10^6 \text{ cm}^{-2} \text{ s}^{-1}$]
SuperKamiokaNDE I [3]	5.0	$2.35 \pm 0.02 \pm 0.08$
SuperKamiokaNDE II [2]	7.0	$2.38 \pm 0.05^{+0.16}_{-0.15}$
SNO D ₂ O [4]	5.0	$2.39^{+0.24}_{-0.23} \pm 0.12$
SNO Salt Phase [25]	5.5	$2.35 \pm 0.22 \pm 0.15$
SNO Prop. Counter [26]	6.0	$1.77^{+0.24}_{-0.21} \pm 0.09$
Borexino	3.0	$2.4 \pm 0.4 \pm 0.1$
Borexino	5.0	$2.7 \pm 0.4 \pm 0.2$



To conclude, we put all together..... P_{ee} after Borexino I



Future and Borexino phase II

- since July 2010 we have undertaken a series of purification campaigns to decrease the radioactive background;

- Nitrogen stripping has been successful in removing ^{85}Kr :

$$^{85}\text{Kr} < 8.8 \text{ cpd} / 100 \text{ t} \quad (2007-2010: 31.2 \pm 5)$$

- moderate success at removing ^{210}Bi by water extraction:

$$^{210}\text{Bi} : (16 \pm 4) \text{ cpd} / 100 \text{ t} \quad (2007-2010: 41.0 \pm 2.8)$$

- unprecedented purity in ^{238}U and ^{232}Th :

$$^{238}\text{U} < 9.7 \cdot 10^{-19} \text{ g/g} \quad \text{and} \quad ^{232}\text{Th} < 2.9 \cdot 10^{-18} \text{ g/g}$$

- ^{210}Po decreasing, $\sim 5 \text{ cpd} / \text{t}$;

- Borexino phase II just started...

- continue solar neutrino program:

- Improve ^7Be , ^8B \rightarrow test of MSW
- Confirm pep at more than 3σ and reduce error
- Improve upper limit on CNO \rightarrow probe metallicity
- Attempt direct pp measurement

- more statistics for an update of geo-neutrino measurement;

- another long-term scientific goals under discussion.

More about Borexino solar results in:

Pep & CNO limit : G. Bellini et al. : First Evidence of *pep* Solar Neutrinos by Direct Detection in Borexino, Phys. Rev. Lett. 108 (2012) 051302.

^7Be Adn: G. Bellini et al. : Absence of day-night asymmetry of 862 keV ^7Be solar neutrino rate in Borexino and MSW oscillation parameters, Physics Letters B 707 (2012) 22-26.

^7Be @ 5%: G. Bellini et al. : Precision measurement of the 0.862 MeV ^7Be solar neutrino interaction rate in Borexino, Phys. Rev. Lett. 107 (2011) 141302.

^8B > 3 MeV: G. Bellini et al. (Borexino collaboration): Measurement of the solar ^8B neutrino rate with a liquid scintillator target and 3 MeV energy threshold in the Borexino detector. Phys. Rev. D 82 (2010) 033006.

Solar antinu limits: G. Bellini et al.: Study of solar and other unknown anti-neutrino fluxes with Borexino at LNGS., Phys. Lett. B 696 (2011) 191-196.

^7Be @ 10%: C. Arpesella *et al.* (Borexino collaboration): Direct measurement of the ^7Be solar neutrino flux with 192 days of Borexino data, Phys. Rev. Lett. 101 (2008) 091302.

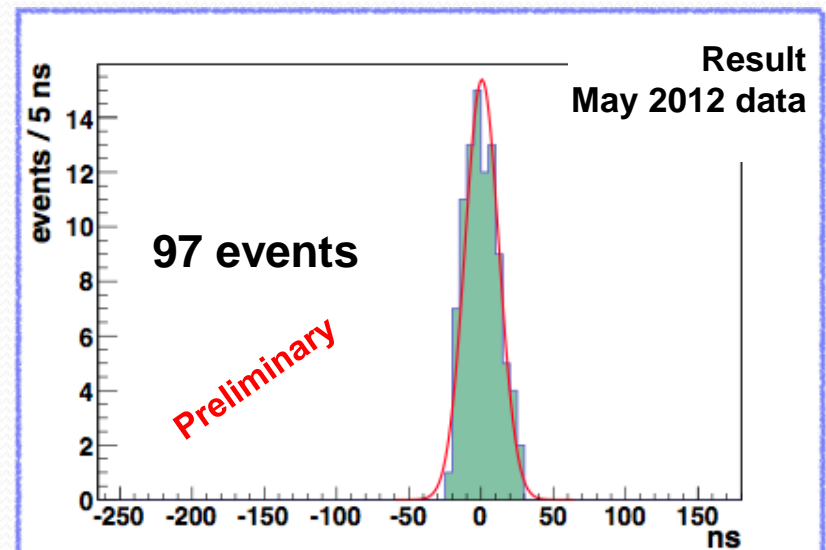
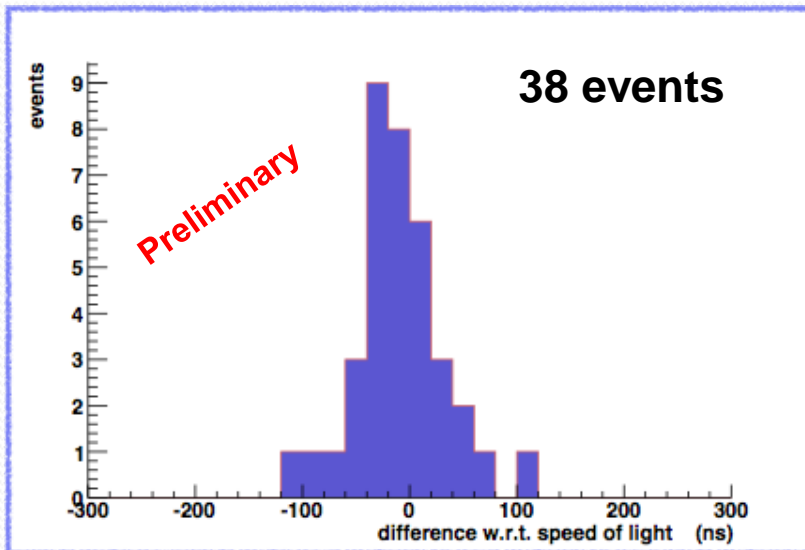
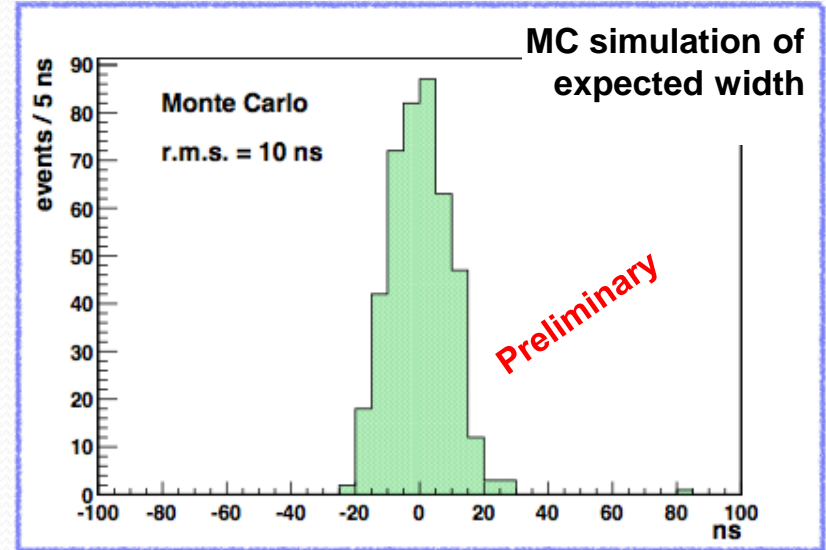
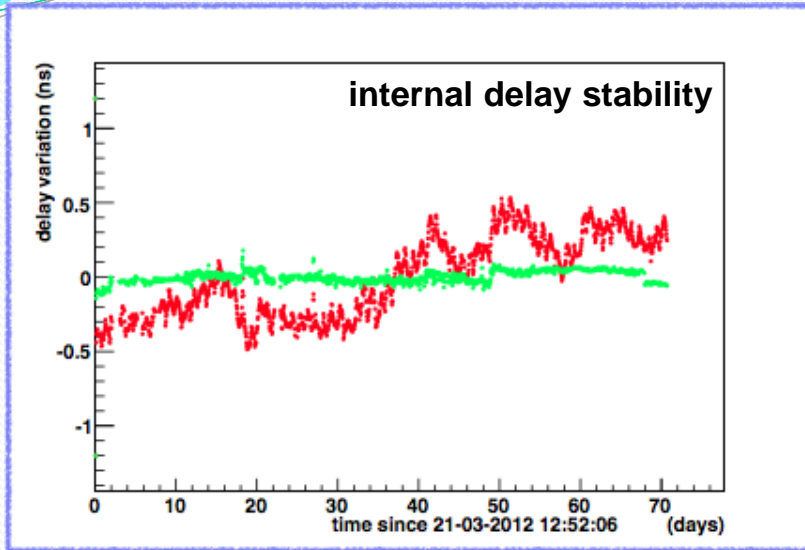
^7Be @ 17%: C. Arpesella *et al.* (Borexino collaboration): First real time detection of ^7Be solar neutrinos by Borexino, Phys. Lett. B 658 (2008) 101-108

Thank you!



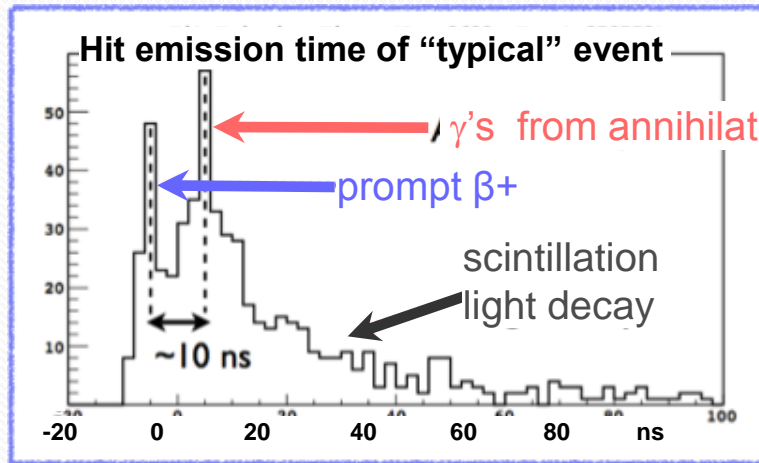
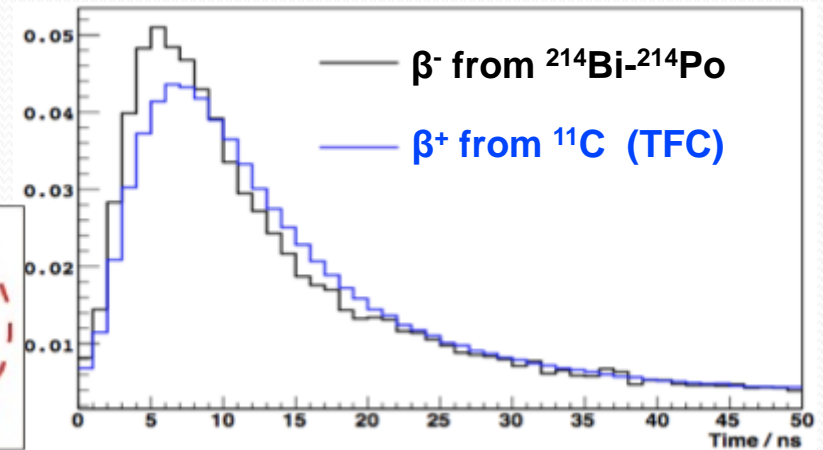
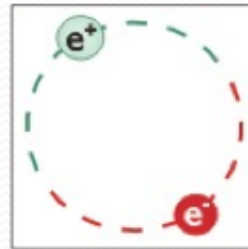
Backup

NEuTRINO SPEED - Preliminary RESULTS

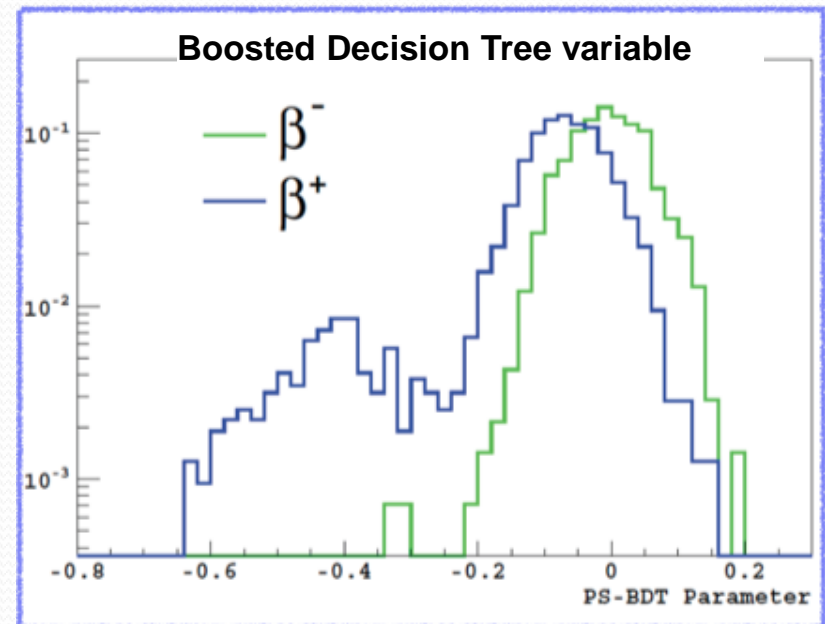


β^+ - β^- discrimination

- Positrons form **ortho-positronium** in $\sim 50\%$ of cases (in PC)
 - Scintillation signal **delayed** by ~ 3 ns
 - **Pulse shape is different**
 - Parameters measured in a dedicated experiment



- A Pulse Shape discriminating variable was developed, based on a **Boosted Decision Tree (BDT)**



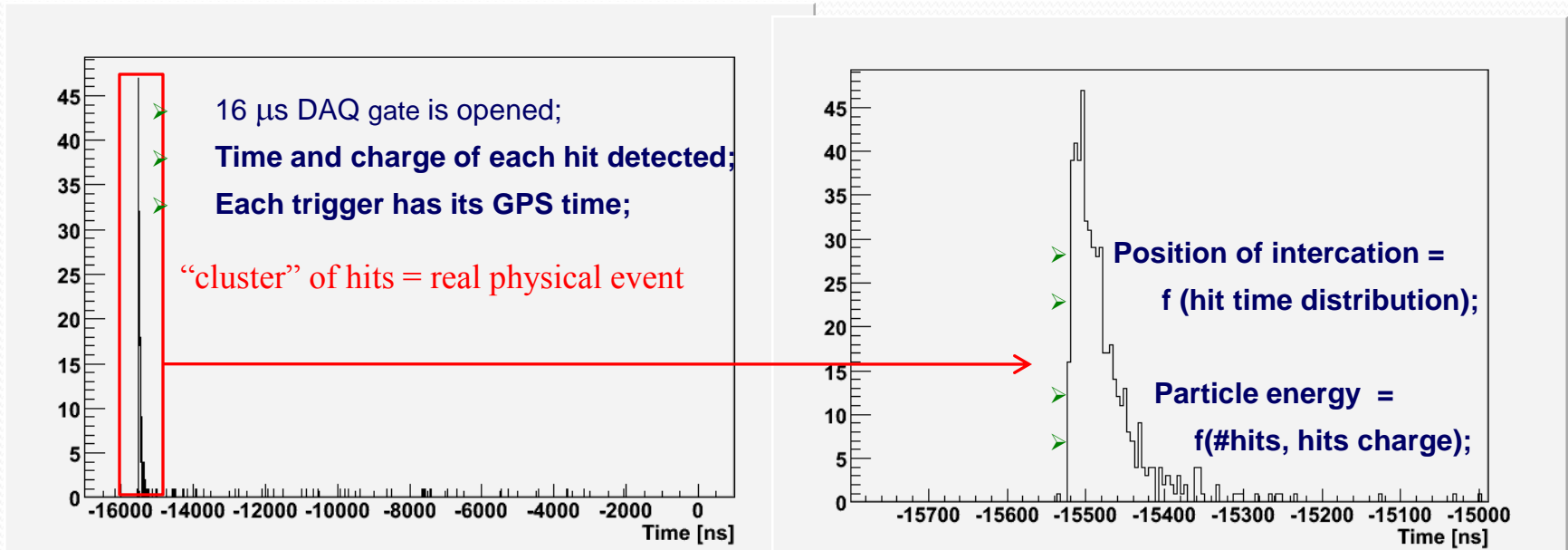
The internal background in Borexino I

- Careful selection of the construction materials and operational procedures;
- Special procedures for fluid procurement;
- Scintillator and buffer purification during the filling;
- Sparging with high purity N₂;
- More than 15 years of work... **Extreme radiopurity is a must!!!**

Background	Typical abundance (source)	Goal	Measured
¹⁴ C/ ¹² C	10 ⁻¹² (cosmogenic) g/g	10 ⁻¹⁸ g/g	~2 x 10 ⁻¹⁸ g/g
²³⁸ U (by ²¹⁴ Bi- ²¹⁴ Po)	2 x 10 ⁻⁵ (dust) g/g	10 ⁻¹⁶ g/g	(1.6 ± 0.1) x 10 ⁻¹⁷ g/g
²³² Th (by ²¹² Bi- ²¹² Po)	2 x 10 ⁻⁵ (dust) g/g	10 ⁻¹⁶ g/g	(5 ± 1) x 10 ⁻¹⁸ g/g
²²² Rn (by ²¹⁴ Bi- ²¹⁴ Po)	100 atoms/cm ³ (air) emanation from materials	10 ⁻¹⁶ g/g	~ 10 ⁻¹⁷ g/g (~1 count /day/100t)
²¹⁰ Po	Surface contamination	~1 c/day/t	May 2007: 70 c/d/t Sep 2008: 7 c/d/t
⁴⁰ K	2 x 10 ⁻⁶ (dust) g/g	~10 ⁻¹⁸ g/g	< 3 x 10 ⁻¹⁸ (90%) g/g
⁸⁵ Kr	1 Bq/m ³ (air)	~1 c/d/100t	(28 ± 7) c/d/100t (fast coinc.)
³⁹ Ar	17 mBq/m ³ (air)	~1 c/d/100t	<< ⁸⁵ Kr

Data structure and detector performance

- Charged particles and γ produce scintillation light: photons hit inner PMTs;
- DAQ trigger: > 25 inner PMTs (from 2212) are hit within 60-95 ns:



- Outer detector gives a muon veto if at least 6 outer PMTs (from 208) fire;

Light yield: (500 ± 12) p.e./MeV

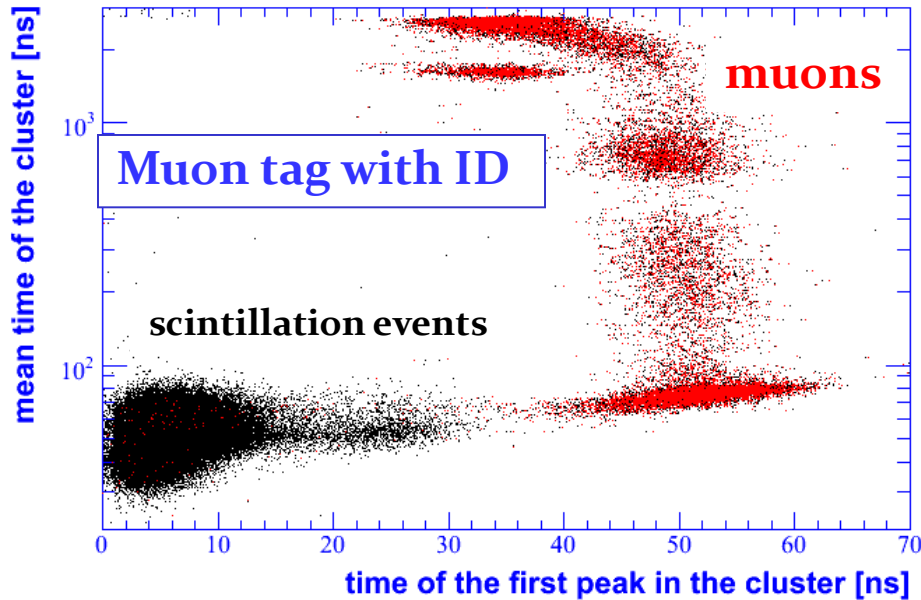
taking into account quenching factor

Spatial resolution: 35 cm @ 200 keV
(scaling as $N_{p.e.}^{-1/2}$) 16 cm @ 500 keV

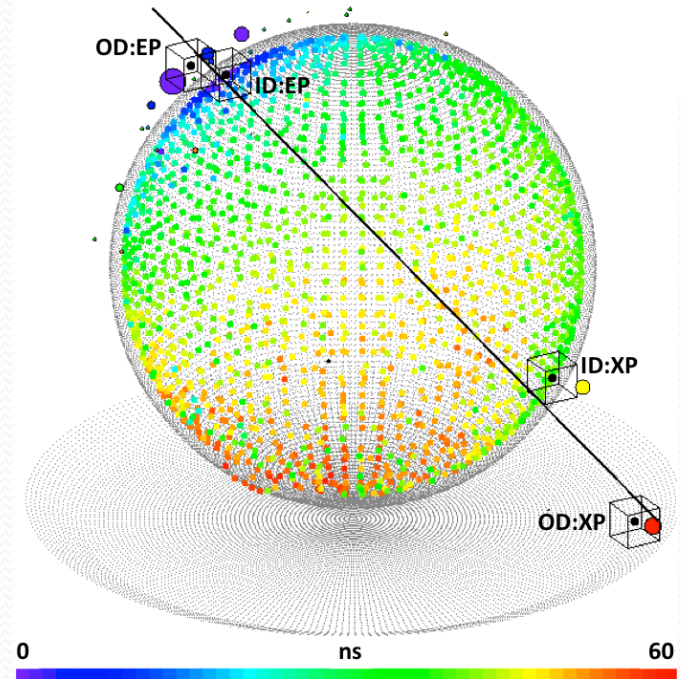
Energy resolution (s): 10% @ 200 keV
8% @ 400 keV
6% @ 1000 keV

Muon and neutron detection

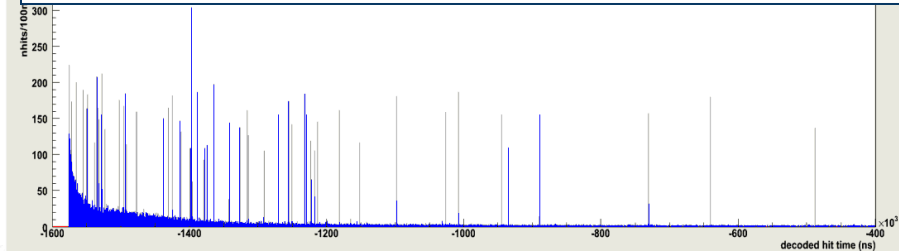
- μ are identified by the OD and by the ID
 - OD eff: > 99.28%
 - ID analysis based on pulse shape variables
 - Cluster mean time, peak position in time
 - **Combined overall efficiency > 99.992%**
 - **After cuts, μ not a relevant background for ${}^7\text{Be}$**
 - Residual background: < 1 count /day/ 1 00 t



Muon track reconstruction



After each μ , 1.6 ms gate opened to detect neutrons:
example with several tens of neutrons.



NEW: Muon and Cosmogenic Neutron Detection in Borexino.
Sent to JINST 2 weeks ago, arXiv:1101.3101

^8B analysis details

External backgrounds (FV CUT):

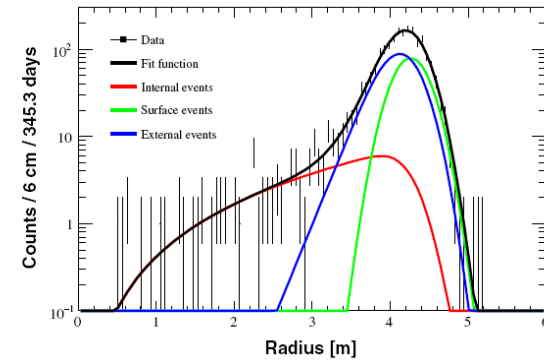
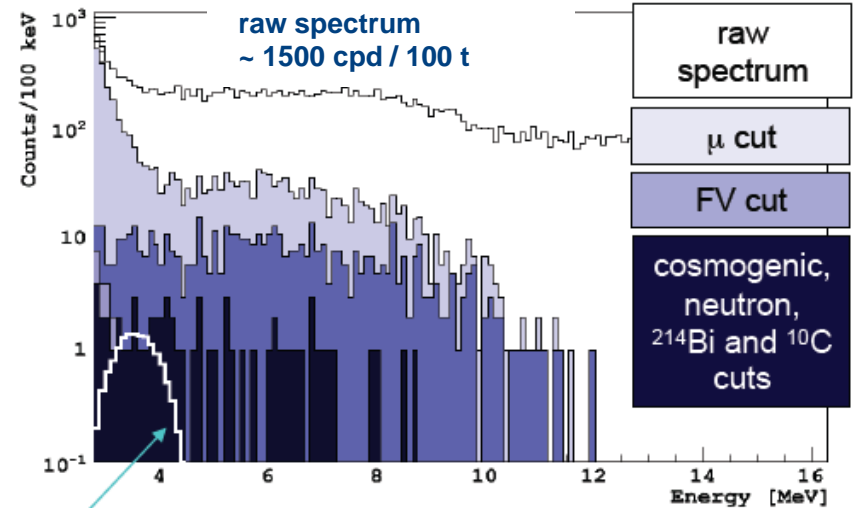
- High energy γ from neutrons
- ^{214}Bi and ^{208}Tl from Rn emanated from nylon or detector

Internal radiocative backgrounds:

- ^{214}Bi (^{238}U chain) via ^{214}Bi - ^{214}Po coincidences;
- ^{208}Tl (^{232}Th chain) from bulk: stat. subtr.;

Cosmogenic background rejection:

- **FAST COSMOGENIC CUT:** 6.5 s dead time after all ID muons to reject fast cosmogenic isotopes; (29.2 % dead time,, 4300 muons/day passing ID)
- **NEUTRON REJECTION:** 2 ms after all muons (neutron capture time 256 μs , AmBe source);
- **^{10}C SUBTRACTION:** 3-fold coincidence with parent muon and neutron;
- **^{11}Be STATISTICAL SUBTRACTION;**



Background: ^{232}Th and ^{238}U content

← Assuming secular equilibrium: →

^{232}Th chain

$$\tau = 432.8 \text{ ns}$$



^{238}U chain

$$\tau = 236 \mu\text{s}$$

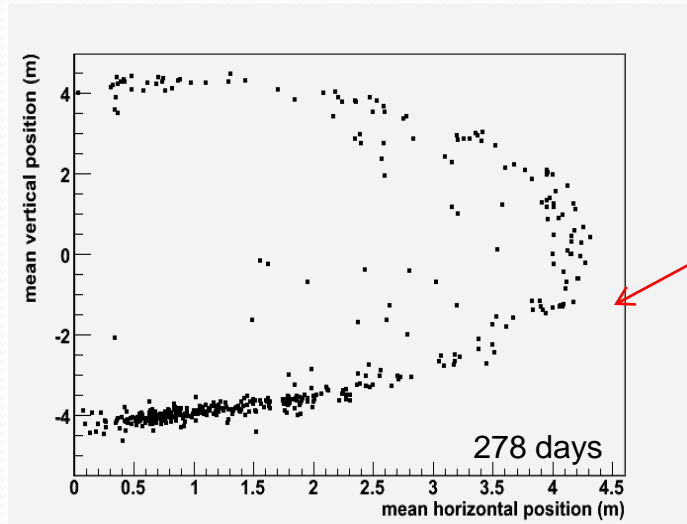


$$(6.8 \pm 1.5) \times 10^{-18} \text{ g(Th)/g}$$

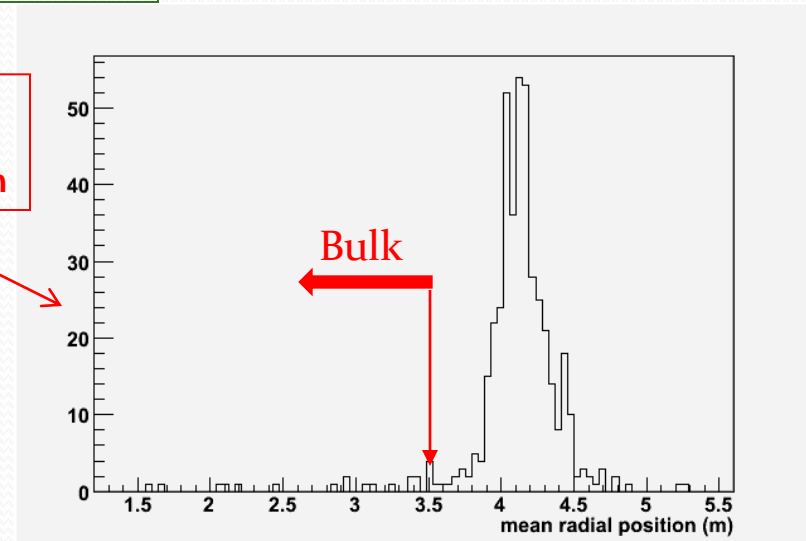
Bulk contamination

$$(1.6 \pm 0.1) \times 10^{-17} \text{ g(U)/g}$$

Only few bulk candidates

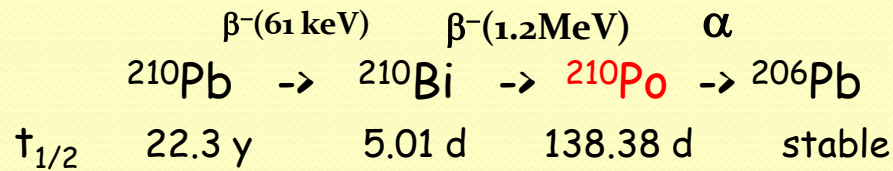


^{212}Bi - ^{212}Po
centre of mass
position distribution



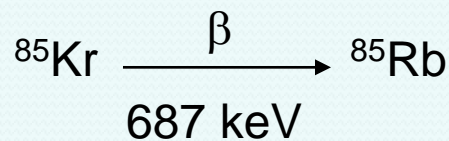
Background: ^{210}Po and ^{85}Kr

^{210}Po : end of ^{238}U chain :



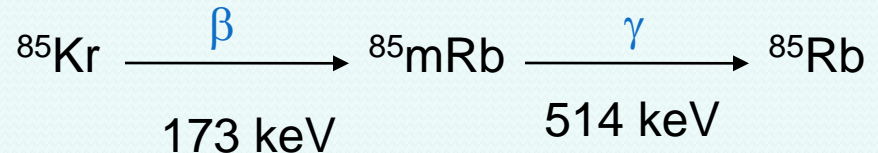
- The bulk ^{238}U and ^{232}Th contamination is **negligible**
- The ^{210}Po background is **NOT related** neither to ^{238}U nor to ^{210}Pb contamination
- **May 2007 ~80 counts/day/ton, $\tau=204.6$ days**
- **^{210}Bi no direct evidence** ---> free parameter in the total fit, cannot be disentangled, in the ^7Be energy range, from the CNO

^{85}Kr β -decay energy spectrum **similar** to the ^7Be recoil electron



$\tau = 10.76 \text{ y} - \text{BR: } 99.56\%$

^{85}Kr is studied through :



$\tau = 1.46 \text{ ms} - \text{BR: } 0.43\%$



PRELIMINARY: the ^{85}Kr contamination **(30 ± 5) counts/day/100 ton**