

Low-mass dielectron measurement in pp and Pb–Pb collisions in ALICE

Markus K. Köhler for the ALICE Collaboration

Research Division and ExtreMe Matter Institute EMMI,
GSI Helmholtzzentrum für Schwerionenforschung, Germany

E-mail: m.koehler@gsi.de

Abstract. We report on the first dielectron measurement in pp collisions at $\sqrt{s} = 7$ TeV with the ALICE detector system. The results are compared to the expected hadronic sources. The hadronic cocktail agrees to the measured dielectron continuum within statistical and systematic uncertainties. The status of the dielectron measurement in Pb–Pb collisions at $\sqrt{s_{NN}} = 2.76$ TeV is addressed.

1. Introduction

Low-mass dielectrons are an important probe for the hot and dense medium which can be created in ultrarelativistic heavy-ion collisions [1, 2]. Since leptons do not interact strongly, they carry the information from all collision stages with negligible final-state interaction. Potential modifications of the medium, such as chiral symmetry restoration, could have measurable impact on the emission pattern of dielectrons, where measurements in proton-proton (pp) collisions are important as a reference for the studies in nucleus-nucleus collisions.

ALICE [3] provides unique capabilities at the LHC for particle tracking and electron identification at low momenta. With ALICE, electrons can be identified at mid-rapidity in the central barrel ($|\eta| \lesssim 0.9$) exploiting their specific energy loss in the Inner Tracking System (ITS) and the Time Projection Chamber (TPC), with the Transition Radiation Detector (TRD), and due to their velocity as measured with the time-of-flight detector (TOF).

This writeup reports on the measurement of the production cross section of dielectrons in the mass range $0 < m_{ee} < 3.3$ GeV/ c^2 for pp collisions at $\sqrt{s} = 7$ TeV. The invariant mass distribution will be compared to the expected hadronic sources.

Moreover, the status of the analysis of Pb–Pb collisions at $\sqrt{s_{NN}} = 2.76$ TeV is presented.

2. Data analysis

The results obtained in this analysis are based on data collected in 2010 for pp collisions and in 2011 for Pb–Pb collisions. The analysis was performed over the full azimuth in the electron pseudo-rapidity range $|\eta^e| < 0.8$. The transverse momentum was $p_T^e > 0.2$ GeV/ c for pp collisions and $p_T^e > 0.4$ GeV/ c for Pb–Pb collisions.

Electrons were identified using the combined track information from TPC and TOF. In the whole transverse momentum range TPC information was used to reject pions. In the momentum range $0.4 < p < 5$ GeV/ c , kaons and protons can be separated from electrons in the TOF and were efficiently rejected.

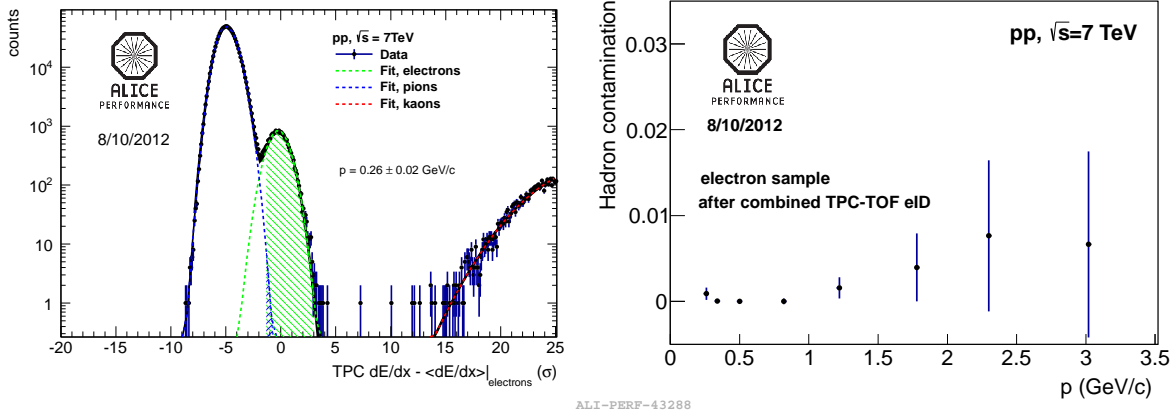


Figure 1. Estimate of the hadron contamination in the electron candidate sample. The dE/dx distributions were fitted with Gaussians. The integral of the fits result in a contamination of at most 1%.

Figure 1 shows a data driven method for the estimation of remaining hadron contamination in the electron candidate sample. The energy loss distributions of electron candidates in the TPC were fitted by Gaussian functions, left panel of Figure 1. From the integral of the fits the hadron contamination was calculated as a function of the particle momentum, right panel of Figure 1. The hadron contamination in the electron sample is at most 1 %.

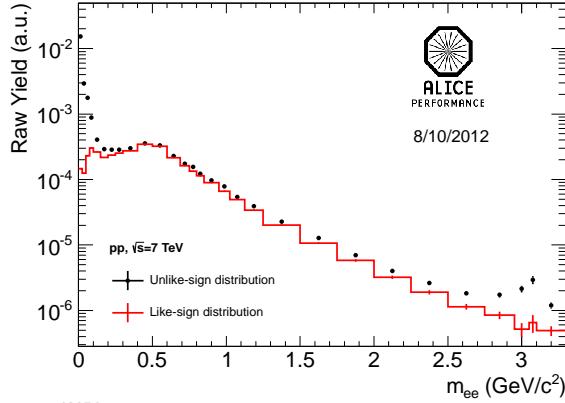
Photon conversions were rejected via their displaced vertex. Moreover, a cut was applied on the orientation of the plane spanned by the momentum of the electron and positron of a pair with respect to the magnetic field direction in the central barrel.

The measured unlike-sign spectrum is thus an overlay of the signal and combinatorial background pairs. The combinatorial background N_{+-}^{CB} was reconstructed with the same-event like-sign method. Under the assumption, that the physics signal consists only of unlike-sign pairs the combinatorial background was calculated as $N_{+-}^{CB} = 2R \times \sqrt{N_{++}N_{--}}$. Here R is a correction factor for the acceptance difference between like-sign and unlike-sign pairs, obtained from mixed event distributions, and N_{++} and N_{--} are the yields of like-sign pairs of positive and negative particles, respectively. The R factor was determined to be consistent with one within the statistical uncertainties.

The same-event like-sign method can describe the correlated background contributions from e.g. crossed pairing from double Dalitz decays at low masses or jet-like correlations at high masses. However, the drawback of the same-event like-sign method is the limited statistical accuracy of the combinatorial background compared to the mixed event method.

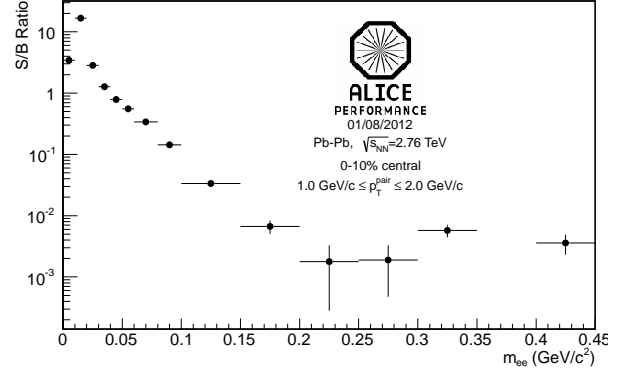
The unlike-sign distribution is shown together with the like-sign distribution for pp collisions in Figure 2. The raw signal was extracted by the subtraction of the like-sign distribution from the unlike-sign distribution and is corrected for efficiency. The efficiency correction was done on a track-by-track level in (p_T, η, ϕ) bins using Monte Carlo simulations.

The expected hadronic sources of dielectrons in the mass range $0 < m_{ee} < 3.3 \text{ GeV}/c^2$ were derived from p_T differential cross sections of π^0 , η , ϕ and J/ψ measured with ALICE at mid-rapidity [4–6]. The shape of the mass distribution of dielectrons from correlated semi-leptonic decays of charmed mesons was calculated with PYTHIA [7], which was scaled to the measured charm cross section [8]. Other contributions, which were not measured, such as the η' and the ρ , were calculated by assuming m_T scaling. The detector resolution was folded into the mass spectra.



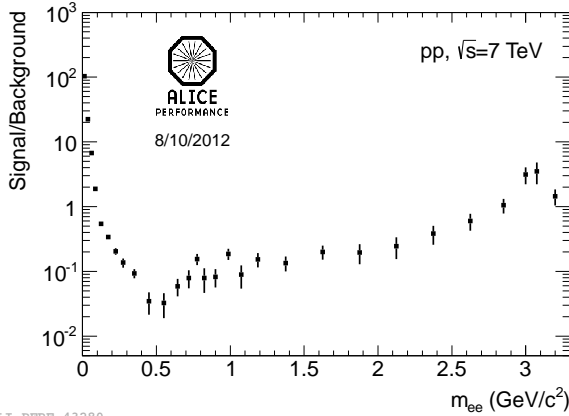
ALI-PERF-43276

Figure 2. Invariant mass distribution of unlike-sign pairs shown together with combinatorial background pairs measured via like-sign pairs for pp collisions.



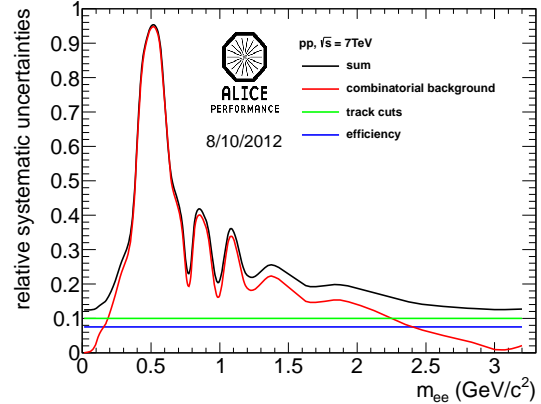
ALI-PERF-35241

Figure 3. The S/B ratio for Pb–Pb collisions at $\sqrt{s_{NN}} = 2.76$ TeV in the low-mass region for $p_T^e > 0.4$ GeV/ c .



ALI-PERF-43280

Figure 4. The S/B ratio for pp collisions in the mass range $0 < m_{ee} < 3.3$ GeV/ c^2 .



ALI-PERF-43375

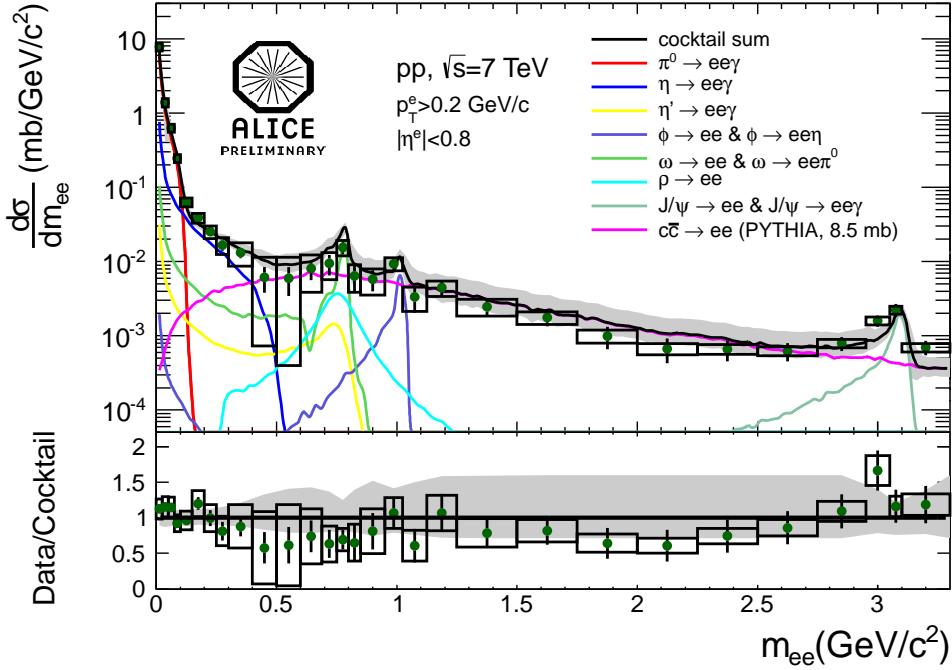
Figure 5. Sources of relative systematic uncertainties with their quadratic sum.

The analysis for Pb–Pb collisions at $\sqrt{s_{NN}} = 2.76$ TeV is currently ongoing. Figure 3 shows the signal to background ratio S/B for central (0-10%) Pb–Pb collisions in the pair transverse momentum range $1 < p_T^{\text{pair}} < 2$ GeV/ c . The ratio reaches values of the order of 10^{-3} , thus the systematic evaluation of the combinatorial background is the most important step of the analysis in the Pb–Pb collision system.

3. Results

The systematic uncertainty is dominated by the combinatorial background subtraction over a wide mass range of the dielectron continuum. This uncertainty depends on the S/B ratio, shown in Figure 4. The systematic uncertainties due to track cuts and the efficiency correction contribute significantly only at very low and high masses, where the S/B ratio is large. The resulting relative systematic uncertainties are shown in Figure 5.

Figure 6 shows the comparison of the dielectron continuum with the expected hadronic sources



ALI-PREL-43484

Figure 6. Background subtracted invariant mass distribution in terms of total cross section compared to the hadronic cocktail for pp collisions at $\sqrt{s} = 7$ TeV. The boxes indicate the systematic uncertainty of the measurement, the grey band shown the systematic uncertainty of the cocktail.

for pp collisions at $\sqrt{s} = 7$ TeV measured with the ALICE detector system. The hadronic cocktail agrees with the data within statistical and systematic uncertainties.

In the future, the proposed upgrade of the central barrel detectors [9], especially of the ITS and TPC, will help to improve the low-momentum tracking efficiency and also to detect electrons from secondary vertices from semi-leptonic heavy flavour hadron decays. This will be of special relevance for the measurement of Pb–Pb collisions.

References

- [1] Rapp R, Wambach J and van Hees H (*Preprint arXiv:0901.3289 [hep-ph]*)
- [2] Linnyk O, Cassing W, Manninen J, Bratkovskaya E L, Gossiaux P B, Aichelin J, Song T and Ko C M (*Preprint arXiv:1208.1279 [nucl-th]*)
- [3] Aamodt K *et al.* (ALICE Collaboration) 2008 *J. Instrum.* **3** S08002
- [4] Abelev B *et al.* (ALICE Collaboration) 2012 *Phys. Lett. B* **717** 162
- [5] Abelev B *et al.* (ALICE Collaboration) (*Preprint arXiv:1208.5717 [hep-ex]*)
- [6] Abelev B *et al.* (ALICE Collaboration) 2011 *Phys. Lett. B* **704** 442
- [7] Sjostrand T, Mrenna S and Skands P 2006 *JHEP* **05** 026
- [8] Abelev B *et al.* (ALICE Collaboration) 2012 *Journal of High Energy Physics* **1207** 116
- [9] Abelev B *et al.* 2012 *CERN-LHCC-2012-012 / LHCC-I-022*