

CERN


European Organization for Nuclear Research

Organisation Européenne pour la Recherche Nucléaire

FINANCIAL MANAGEMENT AND BUDGET

Grégory CAVALLO


CERN – EU Projects Financial Management



Cost Categories


- GPF budget

	Living allowance (1)	Mobility allowance (2)	Contribution to training expenses of eligible researchers and research/transfer of knowledge programme expenses(3)	Management activities (including audit certification) (4)	Contribution to overheads (5)	Total
Year 1	333,450.00	86,346	183,600	83,581.96	67,796.26	754,773.72
Year 2	583,376.00	151,063	324,000	125,818.30	117,925.72	1,302,183.02
Year 3	583,376.00	151,063	324,000	125,818.30	118,925.72	1,303,183.02
Year 4	249,926.00	64,718	140,400	56,241.32	51,128.49	562,413.31
Total	1,750,128.00	453,189	972,000	391,459.88	355,776.19	3,922,553.07



Cost Categories

- The EC contribution is distributed in 5 categories of costs:
 - Living allowance
 - Mobility allowance
 - Contribution to training expenses of the eligible researchers and research/transfer of knowledge programme expenses
 - Management activities
 - Contribution to overheads
- Major changes in 2011 Work Programme (formerly 2 groups of expenses divided into 7 categories)



Monthly living and Mobility allowance

- Monthly living allowance (col. 1)

Table 3.1: Yearly reference rates for monthly living allowances under employment contracts (Correction Coefficient index 100)⁸⁵


Researchers Categories	EUR/year
Early-stage researchers	38 000
Experienced researchers (< 10 years experience)	58 500
Experienced researchers (>10 years experience)	87 500

- Monthly mobility allowance (col. 2)
 - 700 € / month or 1000 € for researchers with family
 - Average used on official budget: 820 €

- Paid directly to the researchers (gross salary)
- Determined at recruitment date – will not change during the contract
- Apply correction factor on both monthly *living* and *mobility* allowance
- Minimum value (mandatory): must pay at least these amounts !

(See work

programme 2011)




Contribution to training expenses of the eligible researchers and research/transfer of knowledge programme expenses

“Contribution managed by the host organisations to contribute for expenses related to the participation of researchers to training activities; expenses related to research costs; execution of the training/partnership project and contribution to the expenses related to the co-ordination between participants.”

Fixed contribution: 1800 EUR per researcher-month

Keep in mind that auditors would request for evidence that the activities supported by this fixed contribution have actually taken place




Contribution to training expenses of the eligible researchers and research/transfer of knowledge programme expenses

- Example: what we do at Cern

The 1,800 EUR contribution is split between:


- a) expenses related to the participation of researchers to training activities: 600 EUR per researcher/month*
- b) expenses related to research costs, execution of the training/partnership project and contribution to the expenses related to the co-ordination between participants: 1,200 EUR*



Management activities and overheads


- Management activities (col. 4)
 - Maximum 10% of total Contribution
 - Real costs (not a flat rate)
 - Used to cover costs for managing the project (coordinator)
 - 3000 EUR granted per Certificate on the Financial Statement (all beneficiaries)

- Overheads (col. 5)
 - 10% of the direct eligible costs (except subcontracting)
 - Can be used by each beneficiary according to its policy
 - No justification requested by auditors



Financial reporting to EC


- When ?
 - February 2014 and February 2016 (deadline will be communicated by CERN).
- Where ?
 - Log-in on <http://ec.europa.eu/research/participants/portal/appmanager/participants/portal>
 - Use existing ECAS account to log-in or
 - Create account by clicking on « sign up to ECAS » (do not forget to change the domain for « *external* »)
 - Create a form C, save and submit to the coordinator
 - A Certificate on the Financial Statement (Audit certificate) is required only for beneficiaries claiming for more than 375,000 EUR



Financial reporting to EC


- How ?
 - Use EC's flat rates !
 - Column 1 & 2: flat rate x correction factor x nb of man/month
 - Higher amounts are allowed; lower are disallowed (unless duly justified and paid on subsequent period – inform coordinator !)
 - Reminder: paid to the researchers (minus salary charges)
 - Column 3 : 1,800 EUR x nb of man/month ONLY
 - Column 4:
 - Normally 0 EUR on 1st reporting period for all beneficiaries except coordinator
 - Cost for Audit Certificate will be claimed on Period 2
 - Column 5: 10% of the above, except subcontracting (if any)

More information on http://cordis.europa.eu/fp7/mariecurieactions/itn-manage_en.html




Consortium's budget

	1	2	3	4	5	GRAND
	Living Allowance	Mobility Allow	Research and Training	Mgt Costs	Overhead	TOTAL EUROS
CERN	501,144.00	129,770.00	259,200.00	379,459.88	126,054.79	1,395,628.67
AIT	243,732.00	63,114.00	129,600.00	3,000.00	43,944.60	483,390.60
CTU	301,986.00	78,198.00	194,400.00	3,000.00	57,758.40	635,342.40
IBA Dosim	224,352.00	58,095.00	129,600.00	3,000.00	41,504.70	456,551.70
Jablotron	100,662.00	26,066.00	64,800.00	0.00	19,152.80	210,680.80
Mi.am	126,084.00	32,649.00	64,800.00	0.00	22,353.30	245,886.30
POLIMI	252,168.00	65,298.00	129,600.00	3,000.00	45,006.60	495,072.60
Total	1,750,128.00	453,190.00	972,000.00	391,459.88	355,775.19	3,922,553.07



Prefinancing

- 2,353,531.85 EUR paid by the Commission to CERN within 45 days after signature of the GA
- Distribution from CERN to all beneficiaries when accession forms (Annex IV - form A) and bank coordinates received




Prefinancing

All values in EUR

Max contrib	3,922,553.07
Prefin	2,549,659.50
Guarantee fund	196,127.65
Paid to coord.	2,353,531.85

	Prefinancing
	Distribution
CERN	837,377.20
AIT	290,034.36
CTU	381,205.44
IBA Dosimetry	273,931.02
Jablotron	126,408.48
Mi.am	147,531.78
POLIMI	297,043.56
	2,353,531.85



Question on Finance

- Cordis
 - Find a document:
 - http://cordis.europa.eu/fp7/find-doc_en.html
 - Marie Curie 2011 Work Programme:
 - ftp://ftp.cordis.europa.eu/pub/fp7/docs/wp/people/revised-m-wp-201101_en.pdf
- Marie Curie Actions website:
 - <http://ec.europa.eu/research/mariecurieactions/manage.htm>
- CERN:
 - EU projects financial management:
 - liz.mullett@cern.ch
 - Disclaimer: CERN provides information based on their understanding of current EC's rules and own experience. Each beneficiary remains responsible for its own cost statement.