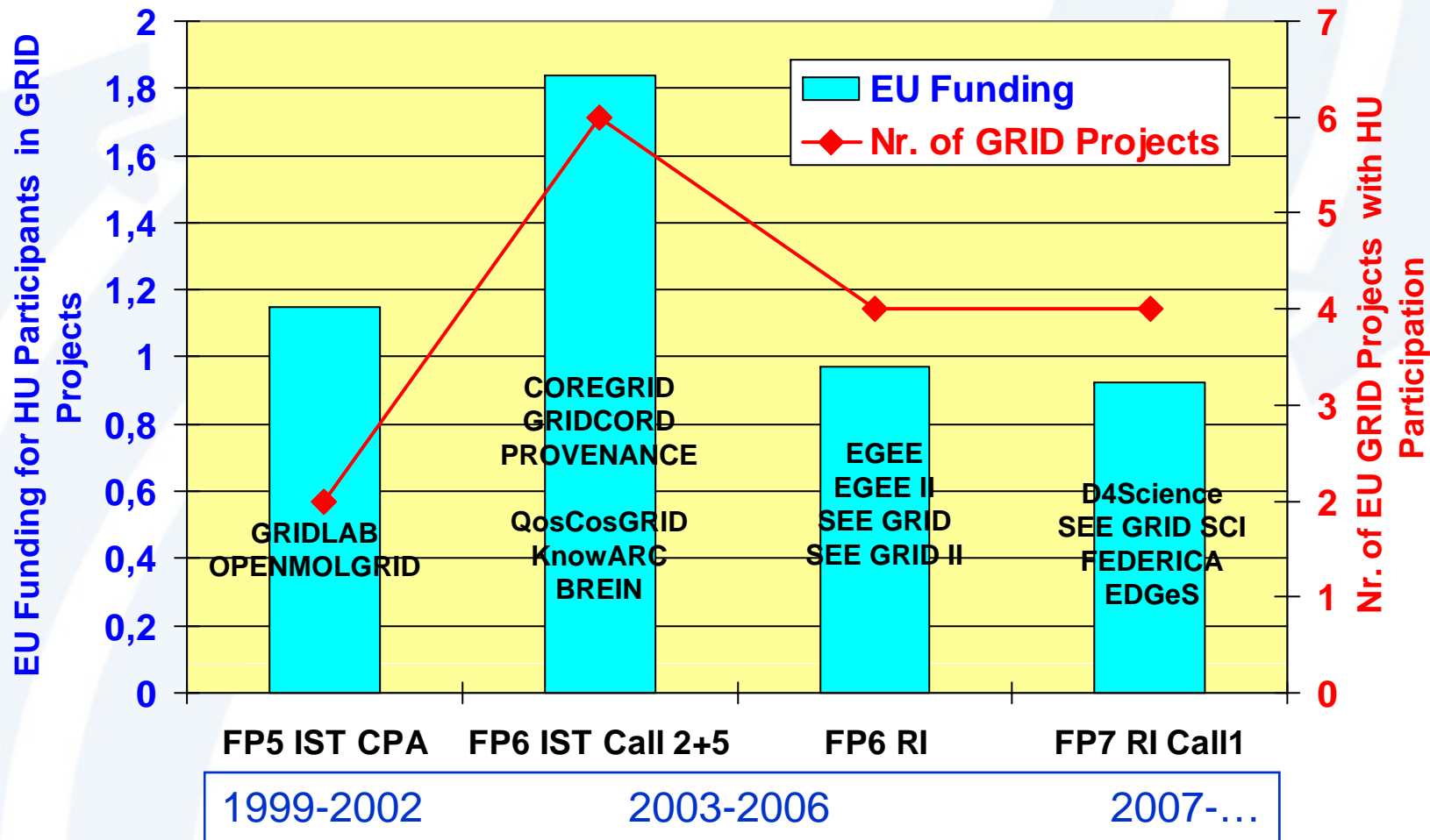
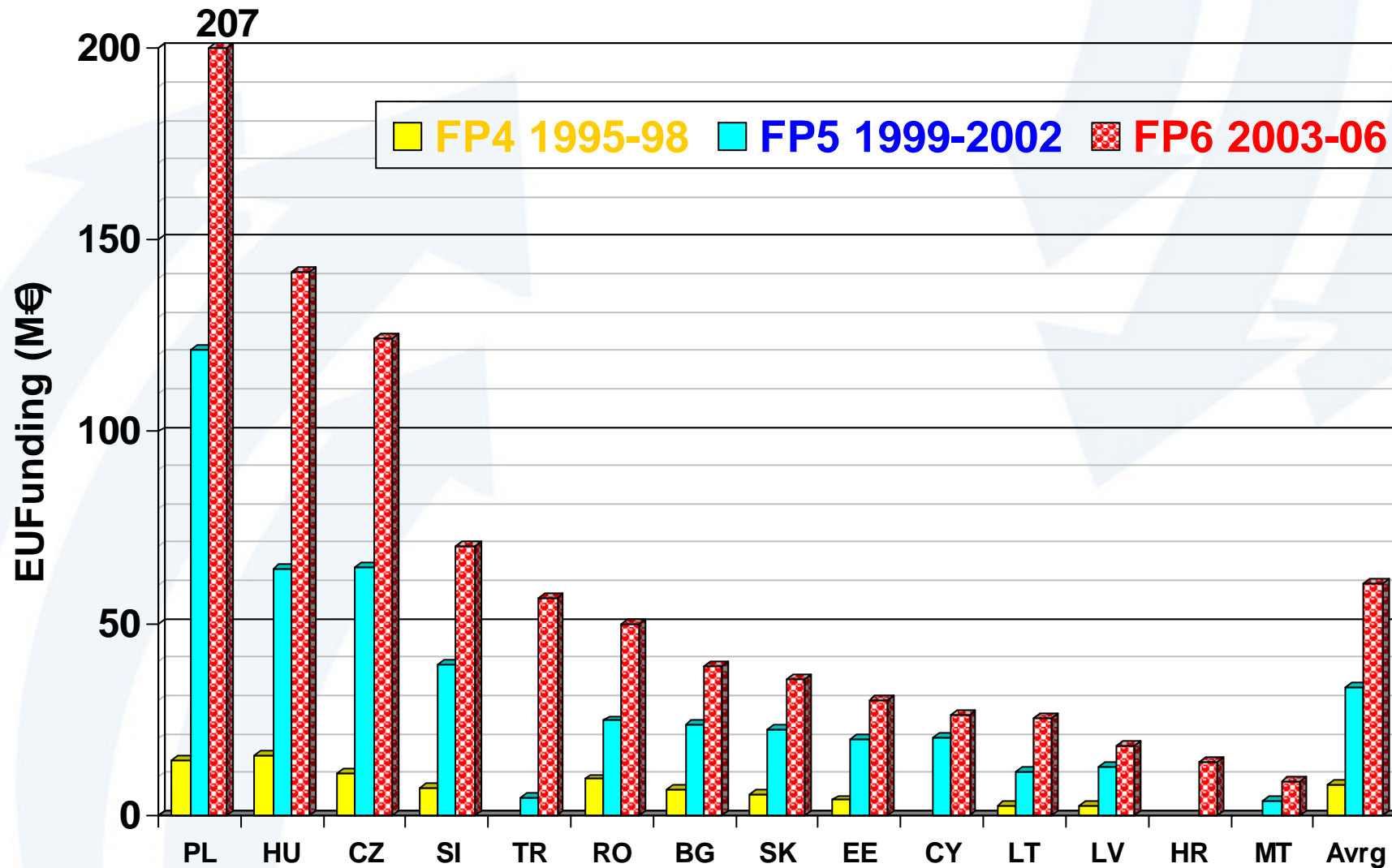


Grids for E-Science Hungary's experience

HU Participation in EU FP GRID actions (16 projects, 4,9 M€ Funding)





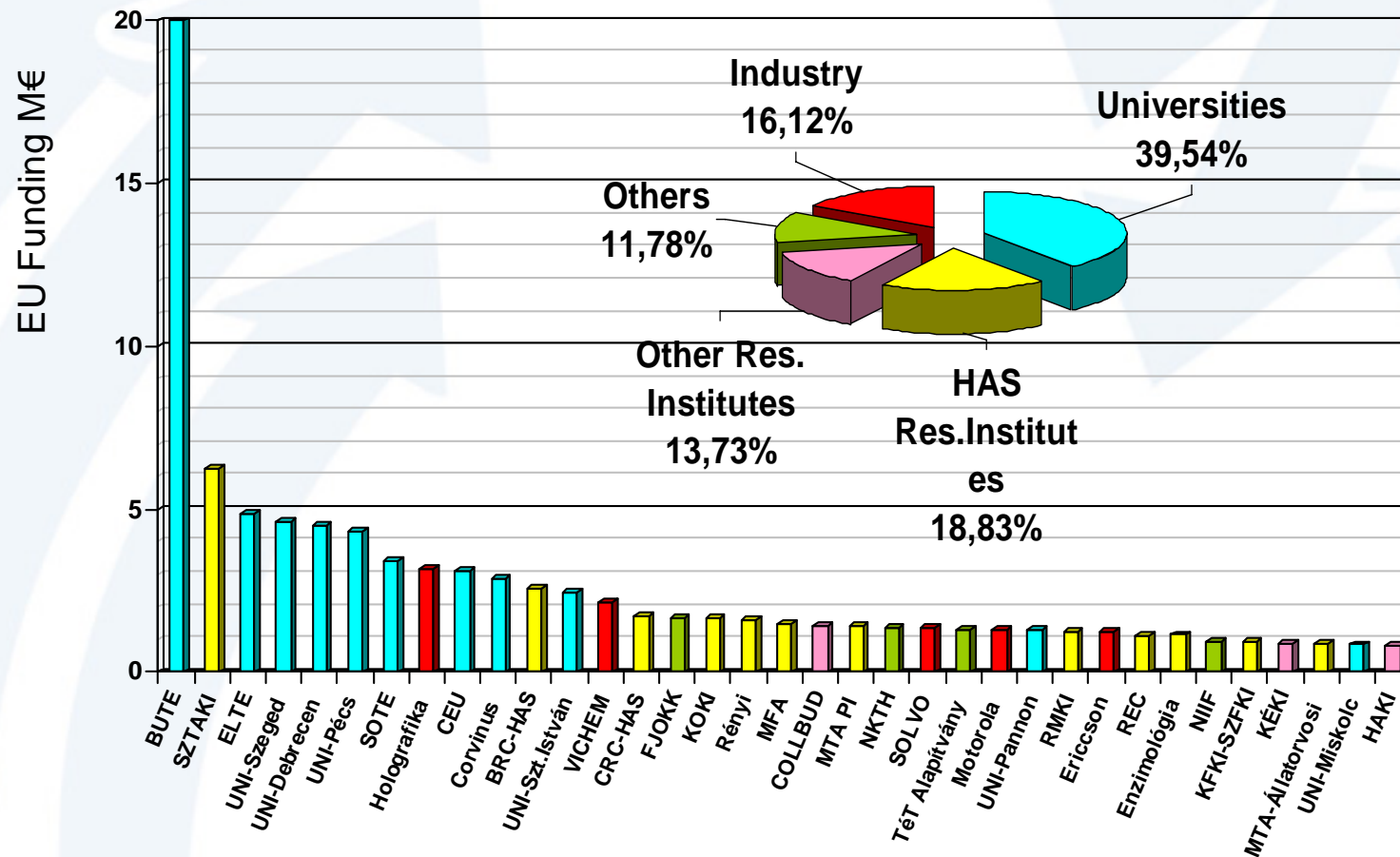
EU FP5/FP6 Country Ranking by Funding HU the 19th



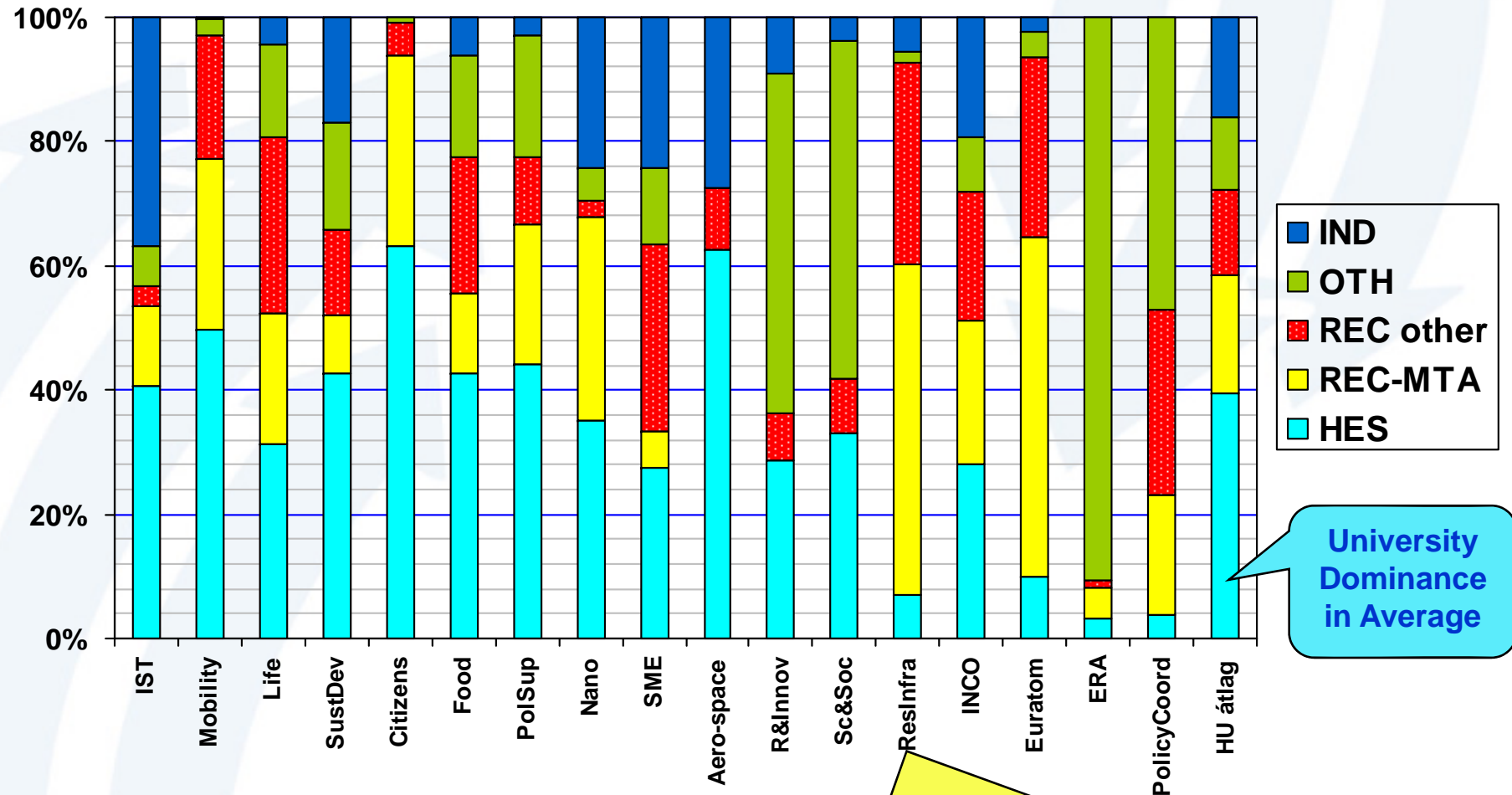
Program	1	2	3	4	5	6	7	8	9	10	11	12	13	14	15	16	17	18	19	20	21	22	23	24	25	26	27	28	29	30	31	32	33	34	35
FP5 total	DE	UK	FR	IT	NL	ES	BE	SE	GR	DK	AT	FI	NO	PT	IL	IE	PL	CZ	HU	SI	CH	RO	BG	SK	LU	CY	EE	IS	LA	LT	TR	MT	HR		
Energy	DE	UK	FR	ES	NL	IT	DK	SE	GR	AT	NO	BE	FI	PT	PL	IL	IE	CZ	HU	BG	RO	LU	SK	LT	CY	EE	LA	SI	IS	MT	TR				
Environment	UK	DE	FR	IT	NL	ES	DK	NO	SE	GR	BE	FI	AT	PT	PL	IL	IE	CZ	HU	SI	RO	IS	SK	EE	BG	LT	CY	LA	MT	LU	TR	HR	CH		
Growth	DE	FR	UK	IT	NL	ES	BE	SE	AT	GR	FI	DK	NO	PL	PT	IL	IE	CZ	SI	HU	RO	SK	LU	BG	LT	LA	IS	EE	CH	CY	MT	TR	HR		
IST	DE	UK	FR	IT	GR	ES	BE	NL	SE	AT	FI	IL	DK	NO	PT	IE	PL	HU	CZ	CY	LU	SI	BG	RO	EE	SK	CH	LA	IS	LT	TR	HR	MT		
LIFE	UK	DE	FR	NL	IT	ES	SE	BE	DK	FI	NO	GR	AT	IE	IL	PT	PL	HU	CZ	IS	EE	SI	SK	BG	LT	RO	LA	CH	LU	CY	MT	TR			
IHP	UK	DE	FR	IT	NL	ES	BE	SE	DK	GR	AT	NO	FI	IE	PT	IL	PL	HU	CZ	CH	SI	EE	BG	SK	LU	IS	RO	LA	CY	LT	MT	TR			
IICO	BE	UK	FR	DE	NL	ES	IT	PL	DK	SE	GR	HU	AT	FI	PT	NO	RO	TR	CZ	IL	BG	CY	SK	IE	EE	HR	MT	LA	SI	LT	CH	IS			
IIHO-SME	DE	IT	ES	UK	FR	BE	SE	GR	NL	AT	FI	PL	DK	PT	NO	IE	CZ	SI	LU	HU	IL	IS	BG	LA	EE	RO	CY	SK	LT	MT	CH				
Euratom	DE	FR	IT	UK	BE	ES	NL	SE	CH	FI	AT	PT	CZ	DK	HU	GR	IE	SK	RO	LA	SI	BG	LU	PL											
FP6 total	DE	UK	FR	IT	NL	ES	BE	SE	CH	GR	AT	DK	FI	NO	PL	IE	IL	PT	HU	CZ	SI	TR	RO	JRC	BG	SK	EE	CY	LT	IS	LU	LA	HR	MT	EC
Life	DE	UK	FR	IT	NL	SE	BE	ES	CH	DK	AT	FI	IL	HU	GR	NO	CZ	IE	PL	PT	IS	EE	SI	SK	HR	LA	BG	JRC	LT	TR	RO	LU	EC	CY	
IST	DE	FR	UK	IT	ES	NL	BE	GR	SE	AT	CH	FI	IL	NO	DK	IE	PT	PL	HU	CZ	SI	TR	RO	BG	CY	SK	LT	LU	JRC	EE	LA	MT	HR	IS	EC
Hano	DE	UK	FR	IT	ES	NL	BE	SE	CH	AT	FI	GR	PL	DK	PT	IE	IL	NO	CZ	RO	HU	SI	TR	BG	SK	JRC	LU	LA	LT	EE	CY	MT	IS	HR	
Aero-Space	FR	DE	UK	IT	ES	NL	BE	SE	GR	CZ	AT	CH	IL	IE	PL	PT	NO	DK	FI	JRC	RO	SI	HU	CY	LA	TR	MT	LU	SK	EE	LT	BG			
Food	UK	NL	DE	FR	IT	DK	ES	SE	BE	NO	PL	FI	GR	IE	AT	CH	HU	IL	CZ	TR	PT	SI	IS	JRC	LT	BG	SK	CY	RO	LA	EE	HR	MT	EC	
SusD	DE	FR	UK	NL	IT	ES	SE	NO	BE	DK	AT	FI	GR	CH	PL	PT	CZ	HU	JRC	IE	TR	IL	SI	RO	SK	EE	BG	IS	LU	LT	LA	CY	HR	MT	EC
Citizens	UK	DE	FR	IT	NL	BE	NO	ES	SE	AT	HU	CH	DK	PL	GR	FI	PT	CZ	SI	IE	BG	TR	EE	LT	LA	RO	SK	HR	CY	IL	MT	EC	IS	LU	
Euratom	FR	DE	UK	BE	NL	ES	IT	SE	FI	JRC	CH	CZ	HU	SK	DK	PL	GR	BG	IE	RO	AT	SI	PT	LT	NO	CA	LA	JL	EE						
SME	UK	DE	IT	ES	FR	NL	AT	PL	SE	NO	GR	BE	DK	FI	PT	CZ	HU	IE	CH	SI	IL	LT	BG	EE	RO	TR	SK	CY	IS	LA	LU	MT	JRC	HR	
Mobility	UK	DE	FR	NL	IT	ES	CH	SE	IE	BE	GR	DK	AT	PL	FI	HU	NO	PT	IL	CZ	SK	SI	TR	CY	RO	BG	LT	IS	JRC	EE	HR	LA	MT	LU	
PolSup	DE	UK	FR	NL	IT	ES	BE	SE	CH	DK	GR	FI	AT	NO	PL	HU	IL	IE	PT	JRC	CZ	SI	SK	EE	BG	LT	RO	LA	TR	IS	LU	CY	MT	HR	
R&Innov	DE	IT	FR	UK	ES	SE	BE	AT	PL	NL	GR	DK	SI	FI	NO	TR	RO	IL	BG	CZ	LU	HU	CY	PT	SK	CH	EE	LT	IE	HR	LA	IS	MT		
R-Infra	UK	DE	FR	IT	NL	CH	SE	ES	BE	GR	NO	PL	FI	DK	AT	IL	CZ	IE	HU	PT	RO	BG	SI	CY	TR	EE	LT	JRC	LA	HR	SK	LU	MT	IS	
Sc&Soc	FR	DE	UK	BE	IT	NL	AT	SE	DK	GR	ES	CH	PT	HU	FI	EE	CZ	PL	LT	NO	SI	IL	IE	RO	SK	CY	BG	MT	JRC	LA	HR	TR	IS		
IICO	BE	UK	DE	IT	FR	ES	NL	TR	GR	AT	DK	RO	PT	SE	HR	BG	NO	CH	FI	IL	IE	SI	EC	CY	MT	CZ	HU	PL	IS	LA	EE	LT	SK	JRC	LU
Policy-Coord	DE	AT	ES	IT	FR	BE	SE	NL	HU	EE	UK	CZ	SK	SI	BG	TR	NO	RO	PL	LA	FI	HR	LT	GR											
ERA-NET	FR	DE	UK	NL	FI	AT	ES	NO	SE	IT	BE	DK	PT	PL	IE	GR	HU	CH	SI	IL	EE	CZ	IS	RO	TR	LA	LU	CY	SK	BG	LT	HR	JRC	MT	



The Biggest HU winner is the BME: 20 M€



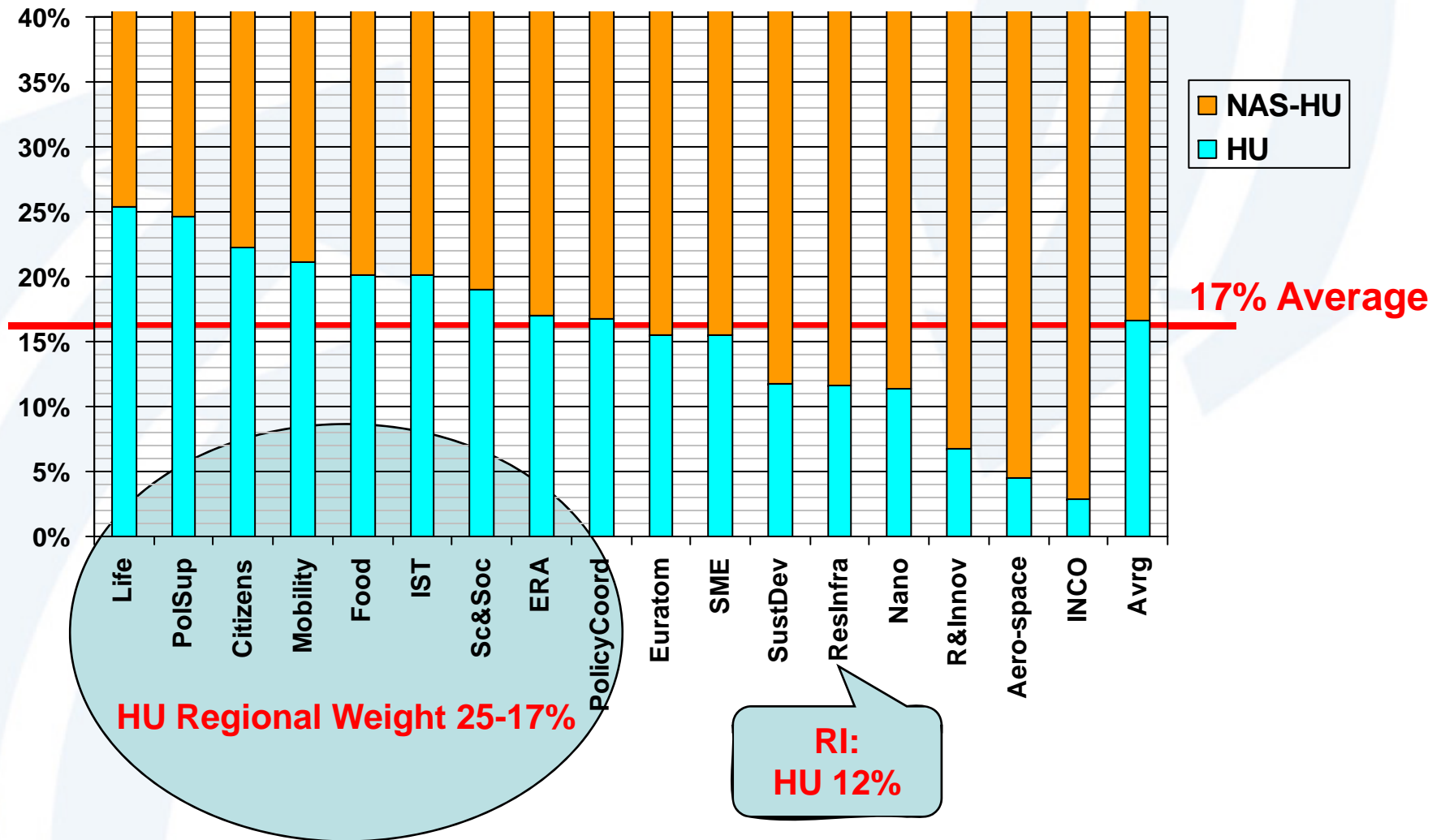
Funding Share of HU FP6 Participants by activity & programmes



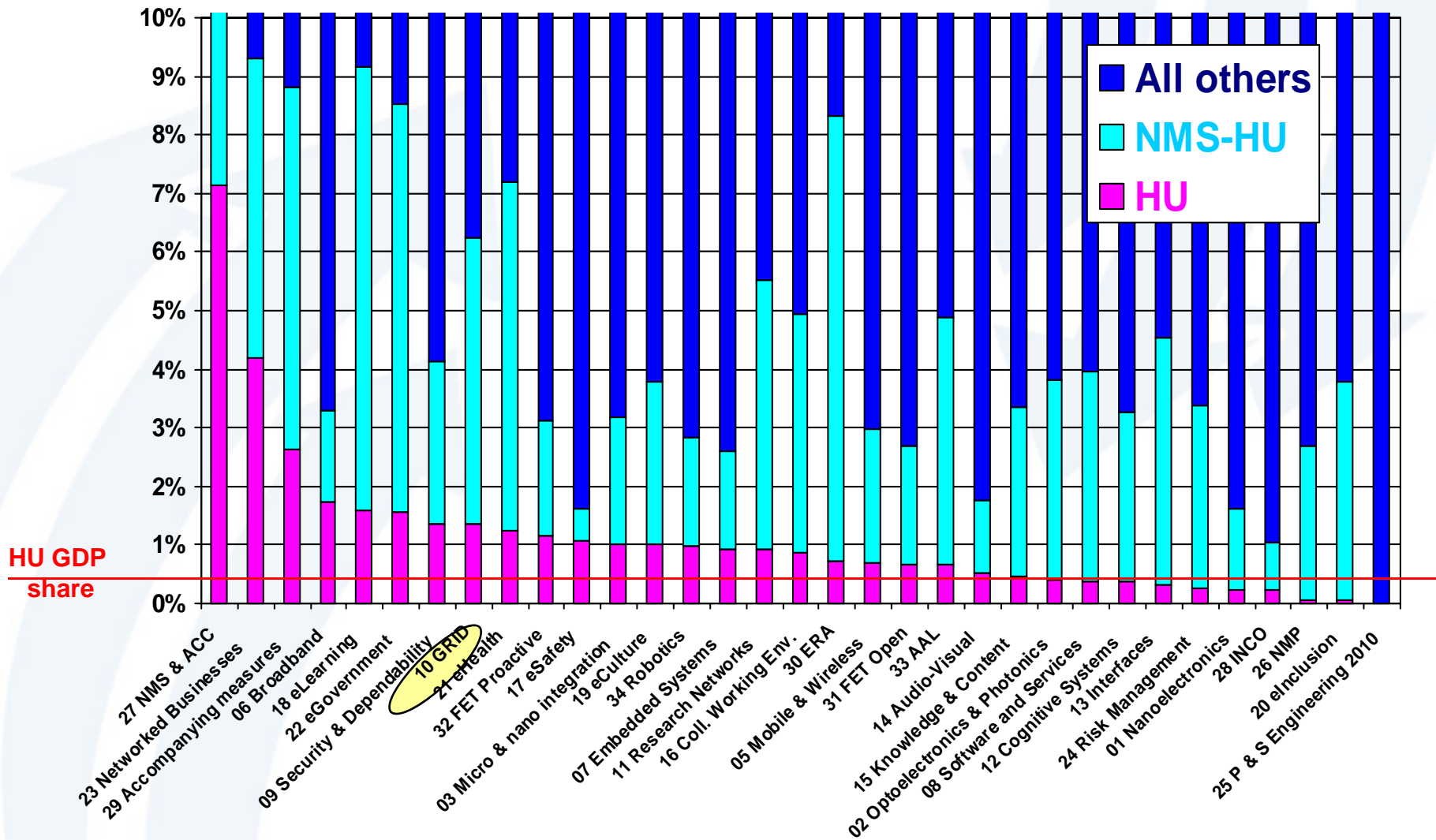
University Dominance in Average

Research Infra main player: Hungarian Academy of Sciences

Funding Share of HU & New Member- and Associated States in FP6 by programmes



FP6 IST: Funding Share of HU-NMS-All others by SO

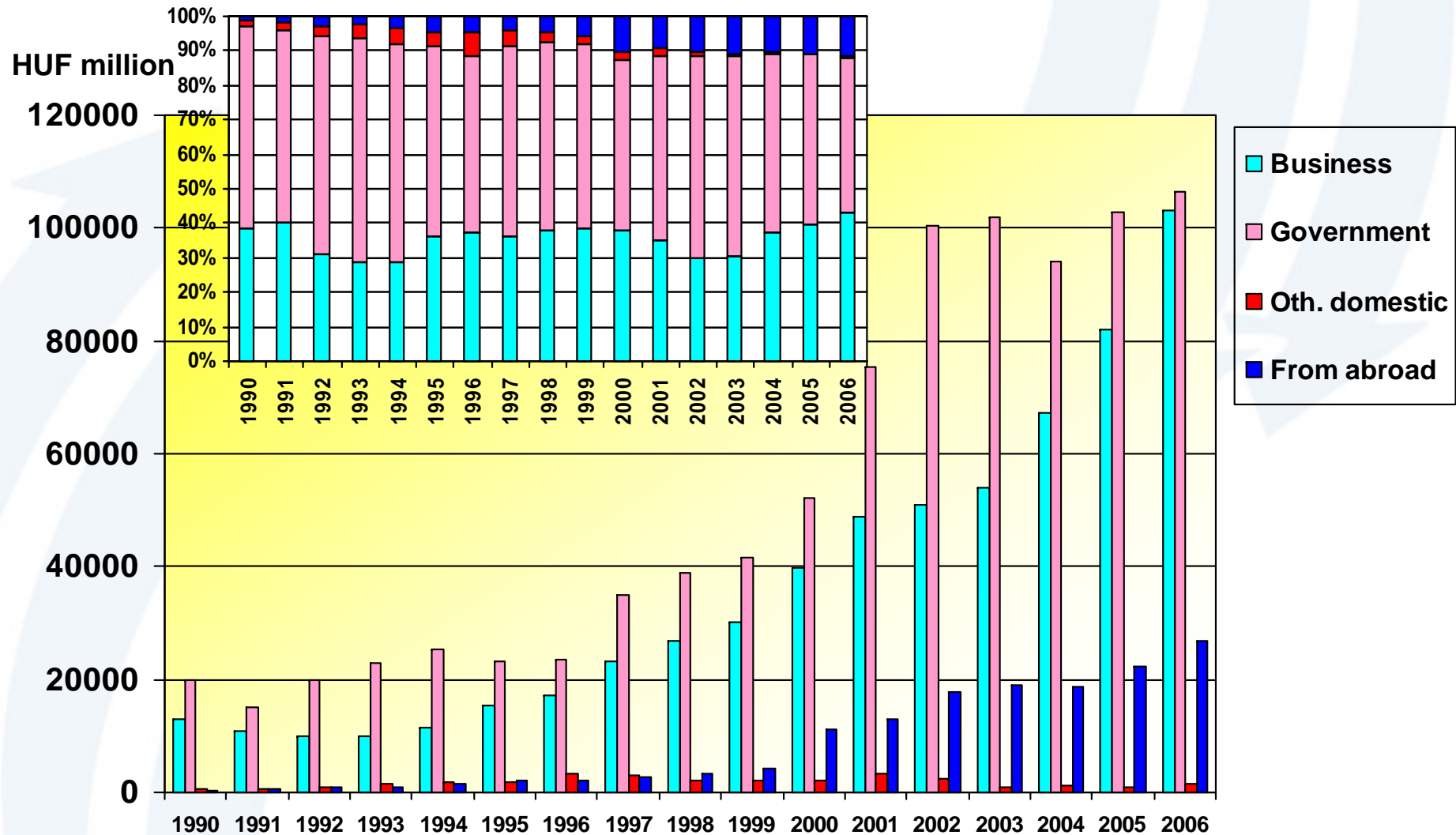


- *Strategic Objectives:*
 - *Usability/marketability of R&D&I results*
 - *Seed money feature*
 - *Focus on breakthrough – competitiveness*
- *Renewed Instruments*
 - *Attract to co-financing (in-kind not enough)*
 - *Concentration and concertation: natural selection from the knowledge centers*
 - *Co-operation - networking*

- *Grouping the projects: small-integrated-breakthrough schemes – give more for less*
- *3-year work-programme for the calls: predictability*
- *New evaluation criteria: marketability and attract (private) capital, bankability, risk-sharing*
- *3 type of model contracts*
- *Monitoring the implementation (milestone, tollgate)*

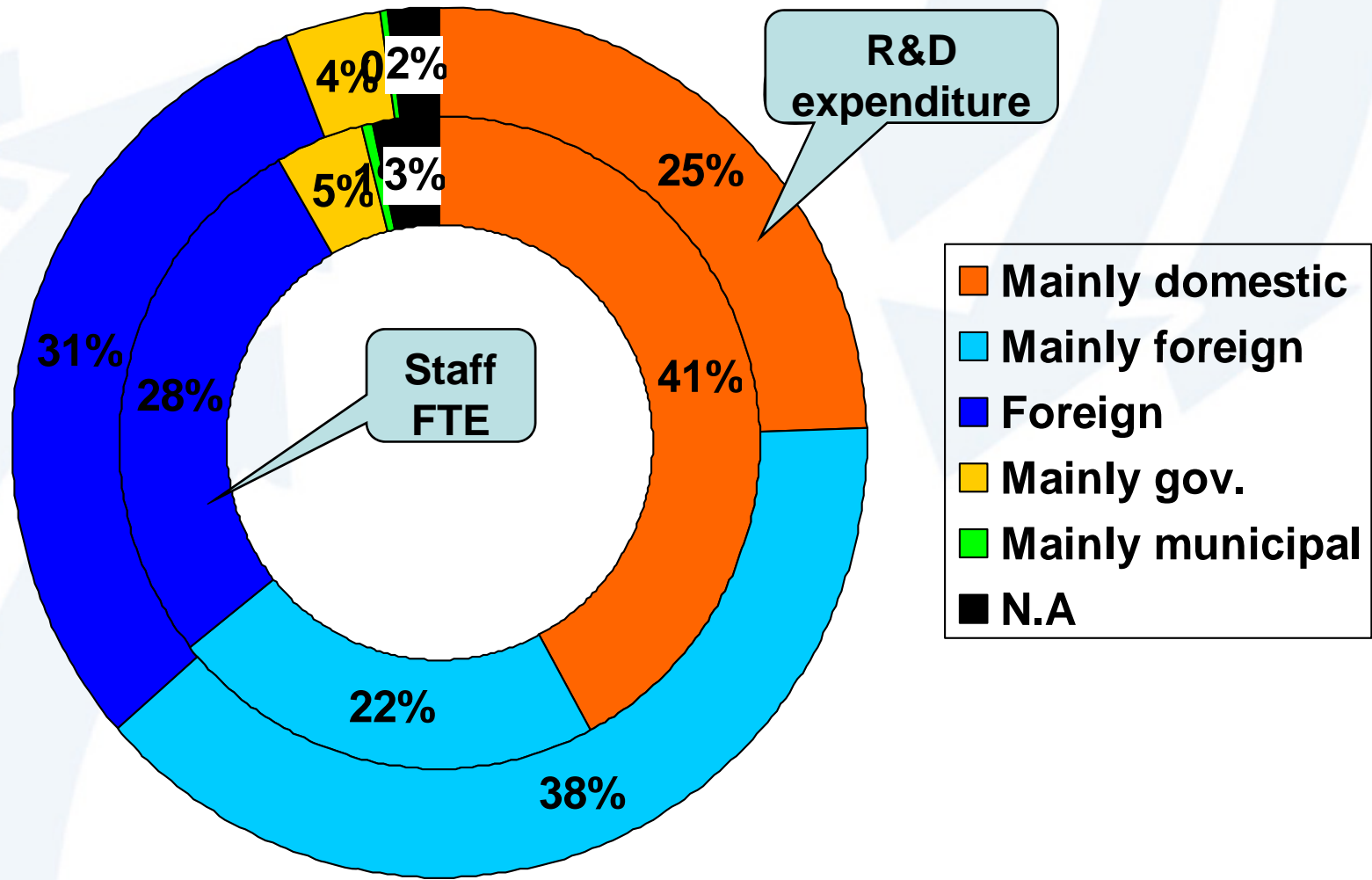
- Innovation Fund
- **National Development Plan (SA)**
- FP7 Framework Programme 2007-2013

R&D expenditure by financial sources



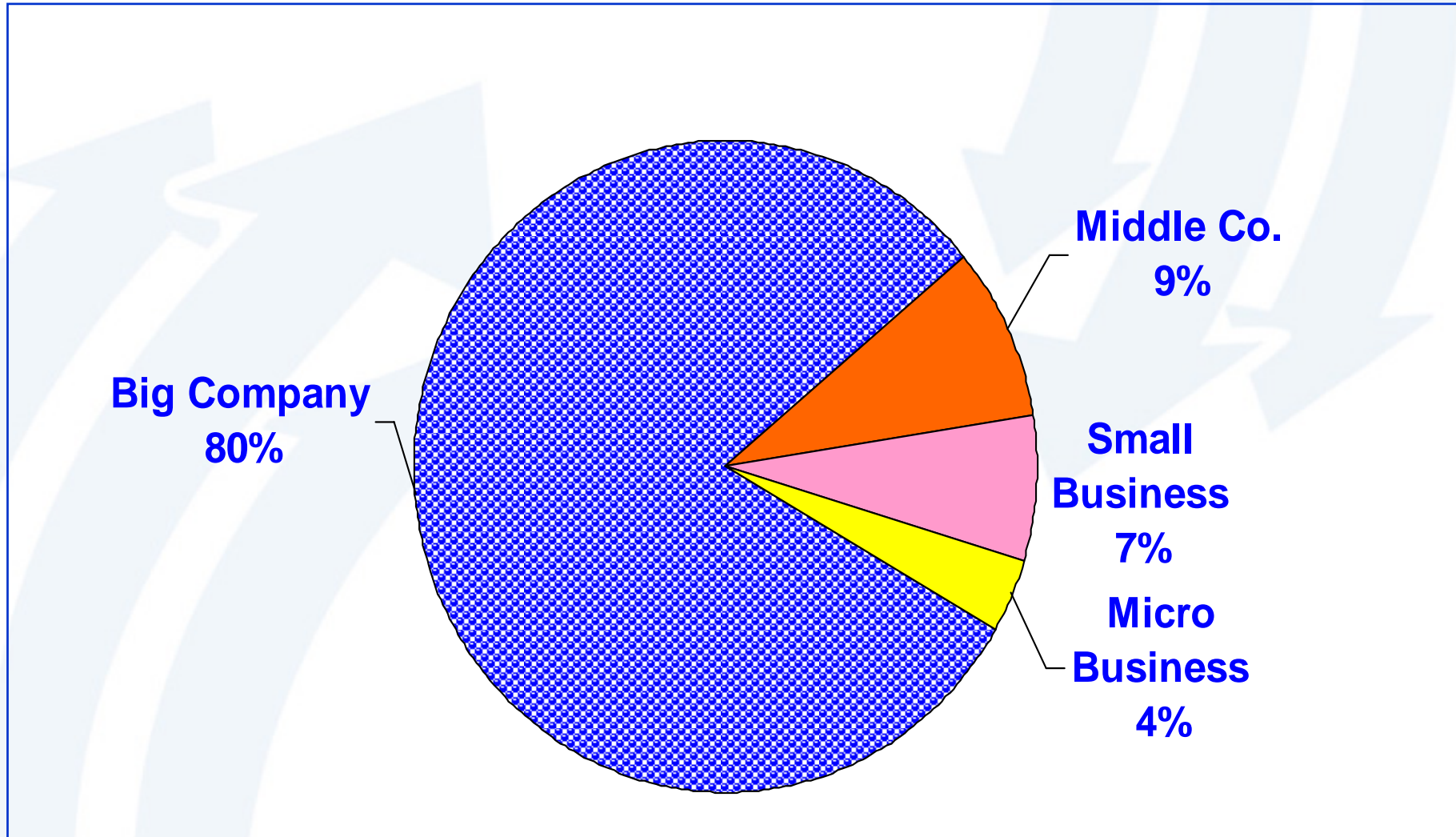
Source: Research and Development 2006, KSH, Budapest, 2007

Staff and R&D expenditure of R&D units by proprietor of enterprise

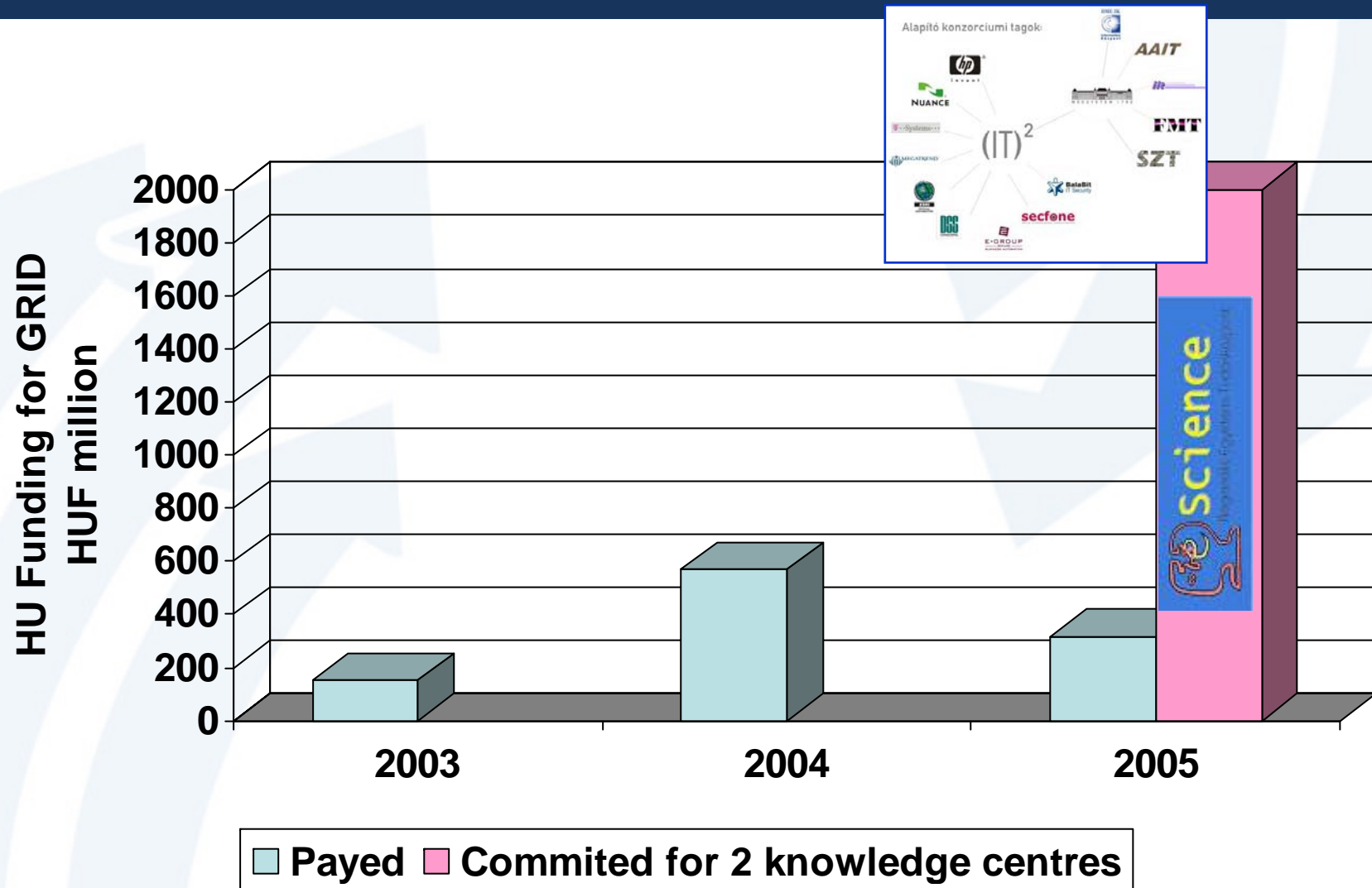


Source: Research and Development 2006, KSH, Budapest, 2007

Spending of Business R&D expenditure

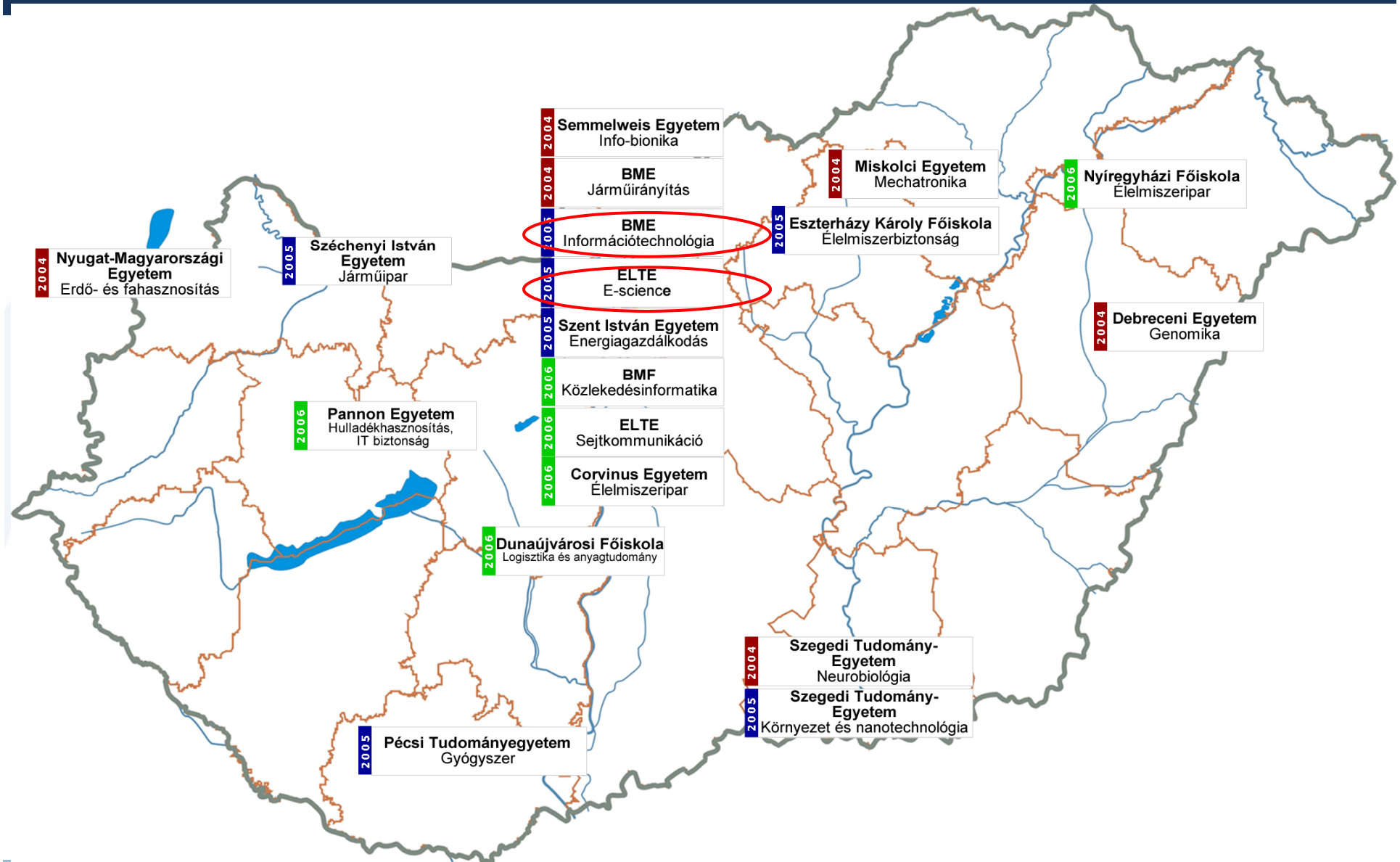


Source: Research and Development 2005, KSH, Budapest, 2006



Regional University Knowledge Centres (RET)

19 RETs, HUF billion 20





**Thank for your
attention!**

www.nkth.gov.hu

Ilona Vass

ilona.vass@nkth.gov.hu