

Hadronic resonances in heavy-ion collisions at ALICE

A G Knospe (for the ALICE Collaboration)

Department of Physics, The University of Texas at Austin, 1 University Station C1600,
Austin, TX 78712-0264 USA

E-mail: anders.knospe@cern.ch

Abstract. Properties of the hadronic phase of high-energy heavy-ion collisions can be studied by measuring the ratios of hadronic resonance yields to the yields of longer-lived particles. These ratios can be used to study the strength of re-scattering effects, the chemical freeze-out temperature, and the lifetime between chemical and kinetic freeze-out. The restoration of chiral symmetry during the early hadronic phase or near the phase transition may lead to shifts in the masses and increases in the widths of hadronic resonances. The ALICE collaboration has measured the spectra, masses, and widths of the $K^*(892)^0$ and $\phi(1020)$ resonances in Pb–Pb collisions at $\sqrt{s_{NN}} = 2.76$ TeV. These results, including R_{AA} and the ratios of the integrated resonance yields to stable hadron yields, are presented and compared to results from other collision systems and to theoretical predictions.

Strongly interacting matter undergoes the transition from a partonic phase to the hadronic phase around a critical temperature of about 160 MeV [1, 2]. The yields of various particles at chemical freeze-out can be predicted using thermal models [3, 4], but the measurable resonance yields may differ from these predictions due to re-scattering and/or regeneration in the hadronic phase. Resonances with lifetimes of a few fm/c may decay during the hadronic phase and their decay hadronic daughters may be re-scattered in the medium, reducing the number of resonances that can be reconstructed [5]. Pseudo-elastic scattering of particles (*e.g.*, $\pi^-K^+ \rightarrow K^*(892)^0 \rightarrow \pi^-K^+$) before kinetic freeze-out may increase the resonance yield (regeneration) [6–8]. The measurable resonance yields are therefore expected to depend upon the chemical freeze-out temperature and the elapsed time between chemical and kinetic freeze-out. The model described in [7, 9, 10] makes predictions for the ratios of the yields of resonance to stable-particle yields as functions of these parameters, and in these proceedings the measured $K^*(892)^0/K$ ratio is compared to that model to extract an estimate of the lower limit of the lifetime of the hadronic phase.

Near the phase transition, chiral symmetry is expected to be partially restored [11]. It is predicted that resonances which decay when chiral symmetry is at least partially restored will exhibit mass shifts or width broadening with respect to the vacuum values of those parameters [12, 13]. The fraction of resonances with vacuum properties will be increased by regeneration in the later hadronic phase. Re-scattering and regeneration are predicted [7, 14] to have the greatest effect on resonance yields at low p_T ($\lesssim 2$ GeV/c).

In these proceedings, measurements of the $K^*(892)^0$ and $\bar{K}^*(892)^0$ are averaged and these particles are collectively called K^{*0} . The mass is omitted from the symbols of the K^{*0} and ϕ .

This analysis uses the ALICE [15] Inner Tracking System (ITS, for tracking and vertex finding), Time Projection Chamber (TPC, for tracking and particle identification), and VZERO detector (for triggering and centrality estimation). The K^{*0} (ϕ) resonance signals are extracted

in multiple centrality bins from about 9 M events. The z position of the primary vertex is required to be within 10 cm of the center of the ALICE detector. The resonances are reconstructed through their hadronic decay channels: $K^{*0} \rightarrow \pi^\pm K^\mp$ (branching ratio 66%) and $\phi \rightarrow K^- K^+$ (branching ratio 48.9%) [16]. Each decay pion or kaon candidate is required to have TPC energy loss dE/dx within $2\sigma_{\text{TPC}}$ of the expected value for the given particle species, where σ_{TPC} is the TPC dE/dx resolution.

The resonances are identified via invariant-mass reconstruction, with a combinatorial background estimated using event mixing. The background-subtracted distribution is fit with a peak function plus a polynomial (which parameterizes the residual background from correlated track pairs that are not described by the combinatorial background). The K^{*0} is fit with a Breit-Wigner peak, while the ϕ is fit with a Voigtian peak (convolution of a Breit-Wigner function with a Gaussian) to account for detector effects. The raw yields are corrected for the efficiency \times acceptance. This is extracted from simulated Pb–Pb collisions, with particle production simulated using HIJING [17] and interactions with the ALICE detector simulated using GEANT3 [18]. A separate correction factor is applied to account for the energy-loss cuts (91% when a $2\sigma_{\text{TPC}}$ PID cut is applied to both decay daughters). The K^{*0} (ϕ) spectra are fit with a Lévy-Tsallis [19] (Boltzmann-Gibbs blast-wave [20]) function so that the yield can be extrapolated for values of p_T outside the measured region.

The mass and width of the K^{*0} and ϕ are shown in Fig. 1 as functions of p_T . The measured K^{*0} mass and width are consistent with the values extracted from simulations (the same simulations used to extract the efficiency \times acceptance). Similarly, the measured ϕ width is consistent the simulated values. The measured ϕ mass has been corrected to account for the mass shift observed in simulations (*i.e.*, corrected for detector effects). Therefore, the ϕ mass reported in Fig. 1b should be compared to the vacuum value directly, rather than the simulation. The corrected ϕ mass is consistent with the vacuum value [16]. No centrality dependence is observed in the mass or width for either particle.

The ratios K^{*0}/K^- and ϕ/K^- (the ratios of dN/dy for $|y| < 0.5$ integrated over all p_T) are shown for different centrality bins in Fig. 2a (K^- yields from [21]). The ϕ/K^- ratio is independent of centrality, while the K^{*0}/K^- ratio appears to decrease for more central collisions. This suggests that the K^{*0} is affected by re-scattering, while the ϕ (with its longer lifetime) is not. The K^{*0}/K^- ratio as a function of energy for pp and central A–A collisions [22, 23] is shown in Fig. 2b. The K^{*0}/K^- ratio is independent of energy from RHIC to LHC energies, but a suppression is observed in A–A collisions with respect to pp collisions. A thermal model fit of ALICE particle yields [24] (the K^{*0} is excluded from the fit) gives a temperature of 156 MeV and a K^{*0}/K ratio of 0.30 (Fig. 2b, red line), which is 50% larger than the measured ratio 0.19 ± 0.05 , however this model does not include re-scattering. The measured K^{*0}/K ratio can also be compared to the model described in [7, 9, 10] to estimate properties of the hadronic phase. This model uses statistical calculations plus re-scattering during the hadronic phase to predict the K^{*0}/K ratio (and others) as a function of the chemical freeze-out temperature and the time between chemical and kinetic freeze-out. If the lifetime of the hadronic phase is assumed to be 0 (*i.e.*, no re-scattering), the measured K^{*0}/K ratio would correspond to a chemical freeze-out temperature of ~ 120 MeV. On the other hand, if a chemical freeze-out temperature of 156 MeV is assumed (based on [24]), the model predicts a $K^{*0}/K \approx 0.35$ in the case of no re-scattering (Fig. 2b, magenta line). However, if a non-zero hadronic lifetime is permitted and a temperature of 156 MeV is again assumed, the measured K^{*0}/K ratio gives an estimate of ≈ 1.5 fm/ c as a lower limit on the lifetime of the hadronic phase, according to this model (this is only a lower limit because the model does not include regeneration).

In order to study the p_T dependence of resonance suppression, the measured K^{*0} and ϕ spectra for central Pb–Pb collisions are compared to predicted spectra based on the blast-wave model [20]. The blast-wave parameters used to generate the predicted spectra are taken from

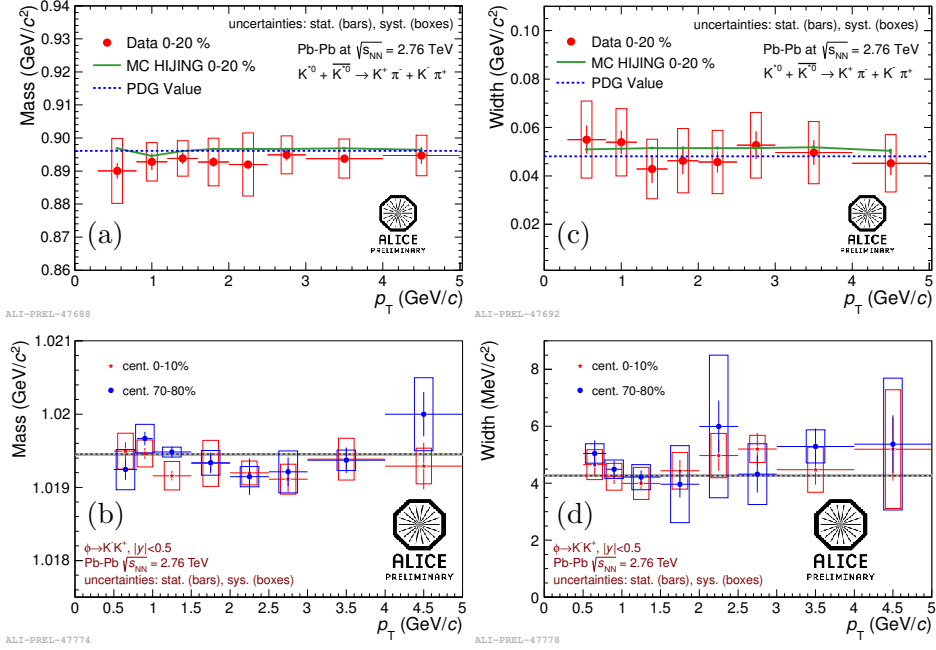


Figure 1. Mass and width of K^{*0} and ϕ .

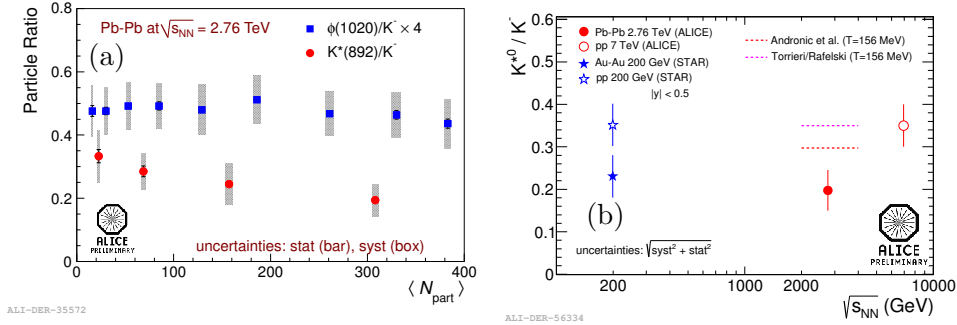


Figure 2. (a) K^{*0}/K^- and ϕ/K^- (scaled by 4) ratios as functions of centrality. (b) K^{*0}/K^- ratio as a function of $\sqrt{s_{NN}}$ for different collision systems and theoretical predictions.

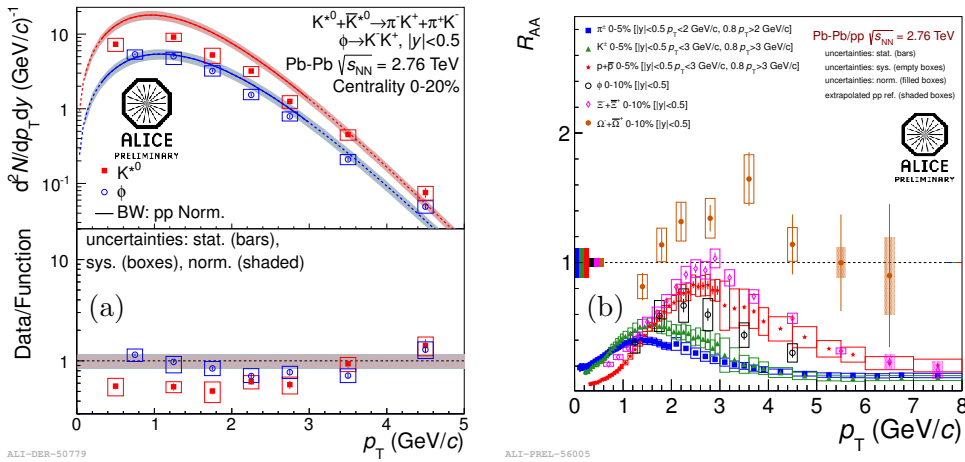


Figure 3. (a) Spectra of K^{*0} and ϕ (centrality 0-20%) with the blast-wave predictions. The lower panel shows the ratio of the data to the predictions. (b) R_{AA} of various particles.

global fits of the spectra of π^\pm , K^\pm , and (anti)protons [21]. It should be noted that these fits are not valid for $p_T \gtrsim 3$ GeV/c. The predicted K^{*0} (ϕ) spectrum is normalized so that its integral is equal to the K yield in Pb–Pb collisions at $\sqrt{s_{NN}} = 2.76$ TeV [21] times the K^{*0}/K (ϕ/K) ratio in pp collisions at $\sqrt{s} = 7$ TeV [23] (*i.e.*, assuming no re-scattering). The measured and predicted spectra are shown in Fig. 3a, with the ratios of the measured and predicted spectra shown in the lower panel. The measured ϕ spectrum is not suppressed but the measured K^{*0} spectrum is suppressed with respect to the predicted spectrum (normalized as described above). Furthermore, the K^{*0} suppression is flat (≈ 0.6) for $p_T < 3$ GeV/c. In peripheral collisions, neither resonance is observed to be suppressed with respect to the predicted spectra.

The nuclear modification factor R_{AA} is shown in Fig. 3b for six different particle species. R_{AA} is defined as the ratio of a particle yield in A–A collisions to the yield of the same particle in pp collisions, scaled by the mean number of nucleon-nucleon collisions in the A–A events. For $p_T \lesssim 2.5$ GeV/c, the ϕ R_{AA} appears to follow R_{AA} of p and Ξ , while for mid-to-high p_T , the ϕ R_{AA} tends to be between R_{AA} of the mesons (π and K) and baryons (p and Ξ). For peripheral collisions, the ϕ R_{AA} is consistent with the p and Ξ R_{AA} throughout the measured p_T range and consistent with one for $p_T > 1$ GeV/c.

In conclusion, the masses and widths of the K^{*0} and ϕ resonances (reconstructed via hadronic decays) are consistent with the vacuum values. The K^{*0}/K ratio decreases for central collisions (which suggests the importance of re-scattering), while the ϕ/K ratio is independent of centrality. An approximate lower limit of 1.5 fm/c for the lifetime of the hadronic phase has been estimated by comparing the measured K^{*0}/K^- ratio to a theoretical model prediction [7, 9, 10]. Comparisons of the resonance spectra to predicted spectra based on the blast-wave model indicate that the suppression of the K^{*0} yield is flat for $p_T < 3$ GeV/c. The nuclear modification factor R_{AA} of ϕ appears to follow R_{AA} of Ξ and Ω for $p_T \lesssim 2.5$ GeV/c, and lies between the R_{AA} of mesons (π and K) and R_{AA} of baryons (p and Ξ) at high p_T .

References

- [1] Borsányi S *et al* 2010 *J. High Energy Phys.* **2010** No. 9 1–31
- [2] Aoki Y *et al* 2009 *J. High Energy Phys.* **2009** No. 6 1–17
- [3] Andronic A, Braun-Munzinger P and Stachel J 2011 *J. Phys. G* **38** 124081
- [4] Braun-Munzinger P and Stachel J 2011 *From Nuclei To Stars: Festschrift in Honor of Gerald E Brown* ed Lee S (Singapore: World Scientific) (Preprint 1101.3167v1)
- [5] Bleicher M and Aichelin J 2002 *Phys. Lett. B* **530** 81–7
- [6] Bleicher M and Stöcker H 2004 *J. Phys. G* **30** S111–8
- [7] Markert C, Torrieri G and Rafelski J 2002 *Proc. of PASI 2002 (Preprint hep-ph/0206260)*
- [8] Vogel S and Bleicher M 2005 *Proc. of Nucl. Phys. Winter Meeting, Bormio (Preprint nucl-th/0505027v1)*
- [9] Rafelski J, Letessier J and Torrieri G 2001 *Phys. Rev. C* **64** 054907
- [10] Rafelski J, Letessier J and Torrieri G 2002 *Phys. Rev. C* **65** 069902(E)
- [11] Petreczky P 2007 *Nucl. Phys. A* **785** 10–7
- [12] Eletsky V L, Belkacem M, Ellis P J and Kapusta J I 2001 *Phys. Rev. C* **64** 035202
- [13] Brown G E and Rho M 2002 *Rhys. Rep.* **363** 85–171
- [14] Bleicher M *et al* 1999 *J. Phys. G* **25** 1859–96
- [15] Aamodt K *et al* (ALICE Collaboration) 2008 *J. Inst.* **3** No. S08002 i–245
- [16] Beringer J *et al* (Particle Data Group) 2012 *Phys. Rev. D* **86** 010001
- [17] Wang X–N and Gyulassy M 1991 *Phys. Rev. D* **44** 3501
- [18] Brun R, Carminati F and Giani S 1994 *CERN-W5013*
- [19] Tsallis C 1988 *J. Stat. Phys.* **52** 479
- [20] Schnedermann E, Sollfrank J and Heinz U 1993 *Phys. Rev. C* **48** 2462–75
- [21] Abelev B *et al* (ALICE Collaboration) 2013 *Phys. Rev. C* **88** 044910
- [22] Aggarwal M M *et al* (STAR Collaboration) 2011 *Phys. Rev. C* **84** 034909
- [23] Abelev B *et al* (ALICE Collaboration) 2012 *Eur. Phys. J. C* **72** 2183
- [24] Stachel J (for the ALICE Collaboration) *these proceedings*