

Turbulence in Heavy Ion Reactions




12. Zimányi
WINTER SCHOOL ON
HEAVY ION PHYSICS
Dec. 3. - Dec. 7.,
Budapest, Hungary

Laszlo P. Csernai,
University of
Bergen, Norway

Global Dynamics versus Fluctuations

Central Collisions (A+A)

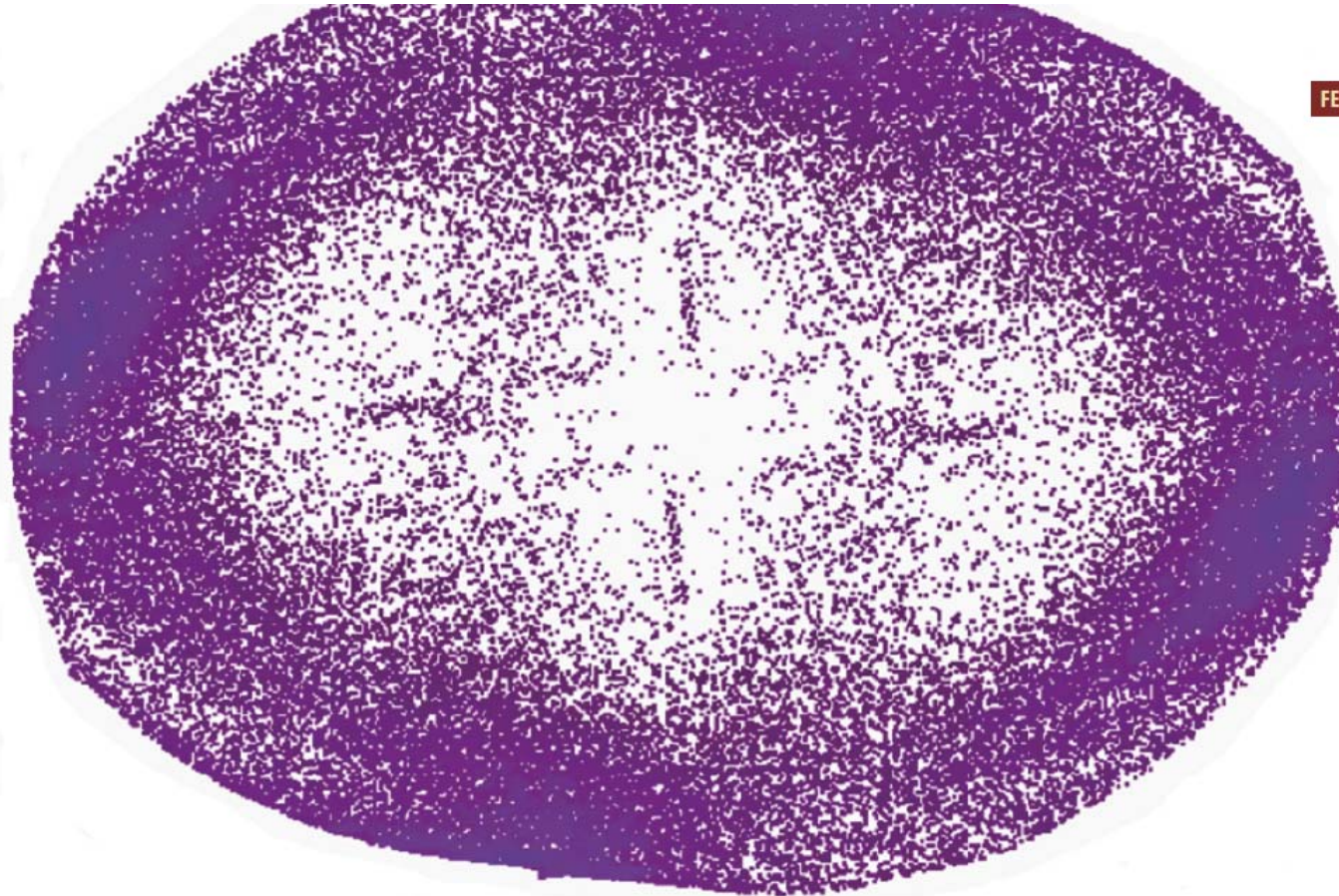


- Global Symmetries
- One symmetry axis: z-axis – given by the beam direction
 - Azimuthal symmetry
 - Longitudinal, +/- z symmetry → rapidity – even
 - Spherical or ellipsoidal flow, expansion
 - Global $v_1, v_2, v_3, \dots v_n = 0 !!$

- Fluctuations
- Perfect conditions for fluctuation studies
 - Azimuthal fluctuations - no interference - **perfect, odd & even harmonics**
 - Longitudinal fluctuations - global rapidity-even flow interference
 - (slight) dominance for rapidity-even fluctuations
 - Best for critical fluctuation studies :

$$\frac{d^3N}{dydp_t d\phi} = \frac{1}{2\pi} \frac{d^2N}{dydp_t} \left[1 + \underset{\uparrow}{2v_1(y, p_t)} \cos(\phi - \underset{\uparrow}{\Psi_1^{EP}}) + \underset{\uparrow}{2v_2(y, p_t)} \cos(2(\phi - \underset{\uparrow}{\Psi_2^{EP}})) + \dots \right]$$

FEATURES

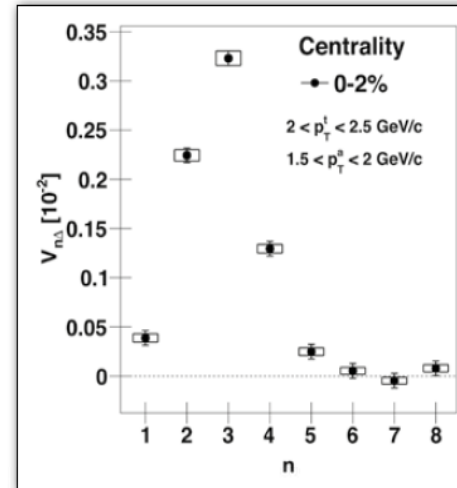
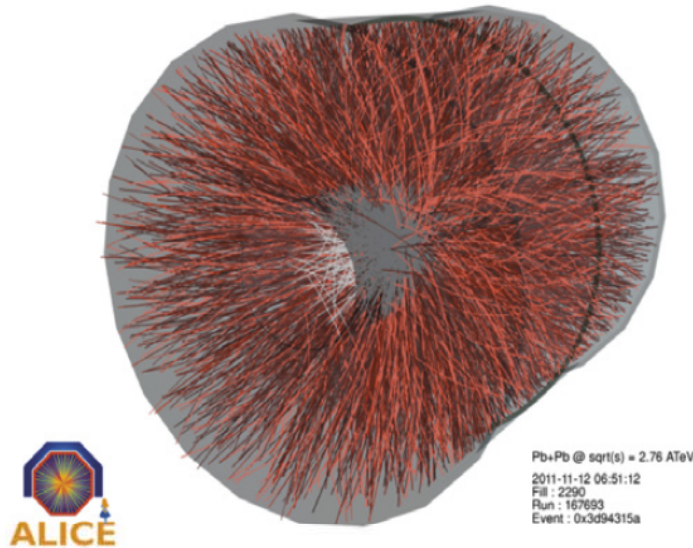


The Quark-Gluon Plasma, a nearly perfect fluid

■ L. Cifarelli¹, L.P. Csernai² and H. Stöcker³ - DOI: 10.1051/epn/2012206

europhysicsnews
THE MAGAZINE OF THE EUROPEAN PHYSICAL SOCIETY

This is a direct proof of low viscosity !



▲ FIG 3: The final particles created in a lead on lead collision as reconstructed by the Time Projection Chamber of the ALICE detector. The chamber is filled in by the charged particle tracks rather evenly and densely in a near central collision. As flow fluctuation studies indicate the multipole moments up to 5 can be significantly identified. At higher energy and so higher charged particle multiplicity one can expect to see even higher multipole moments.

◀ FIG 4: Multipole moments of the azimuthal distribution of emitted particles in central lead on lead collisions detected by the Time Projection Chamber of the ALICE detector. From ref. [2b].

and according to present expectations it is around the low RHIC and the SPS energies. The present CERN studies could be well complemented by studying a system where the QGP is just created and critical fluctuations in dense hadronic or baryonic matter can be studied. Apart from the drop of collective directed flow due to the rapid softening of the matter at the critical point, there are many other observables, which open new ways of studies. The revolutionary fluctuation studies have an effect on the studies at the critical point also, with many new results coming from

References

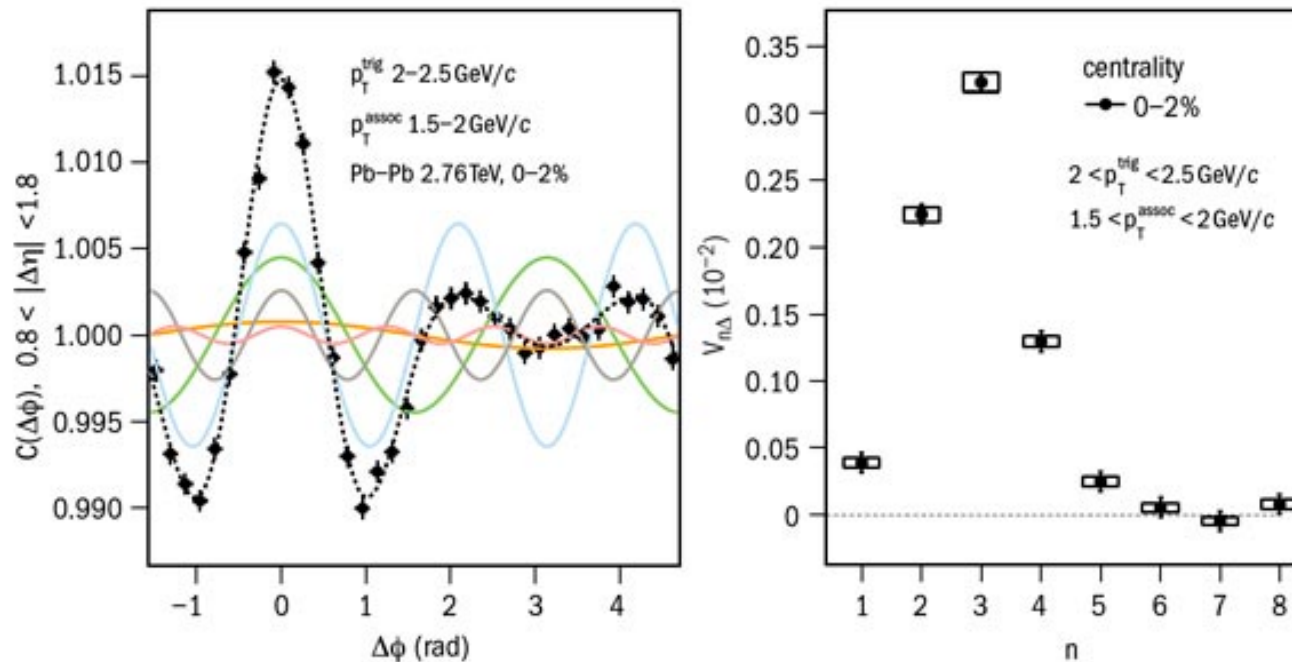
- [1] K. Aamodt *et al.*, (ALICE Collaboration), *Phys. Rev. Lett.* **105**, 252302 (2010)
- [2] K. Aamodt *et al.*, (ALICE Collaboration) arXiv:1105.3865v1 [nucl-ex], and CERN Courier, October 2011, p. 6
- [3] P.K. Kovtun, D.T. Son and A.O. Starinets, *Phys. Rev. Lett.* **94**, 111601 (2005)
- [4] L.P. Csernai, J.I. Kapusta, L.D. McLerran, *Phys. Rev. Lett.* **97**, 152303 (2006)

▼ FIG 5: Yields of anti-particle clusters in the mid rapidity region ($|y| < 0.5$) of most central collisions of Pb+Pb/Au+Au as a function of the center-of-mass beam energy.

Sep 23, 2011

ALICE measures the shape of head-on lead-lead collisions

Oct. 2011, p. 6



Flow originating from initial state fluctuations is significant and dominant in central and semi-central collisions (where from global symmetry no azimuthal asymmetry could occur) !

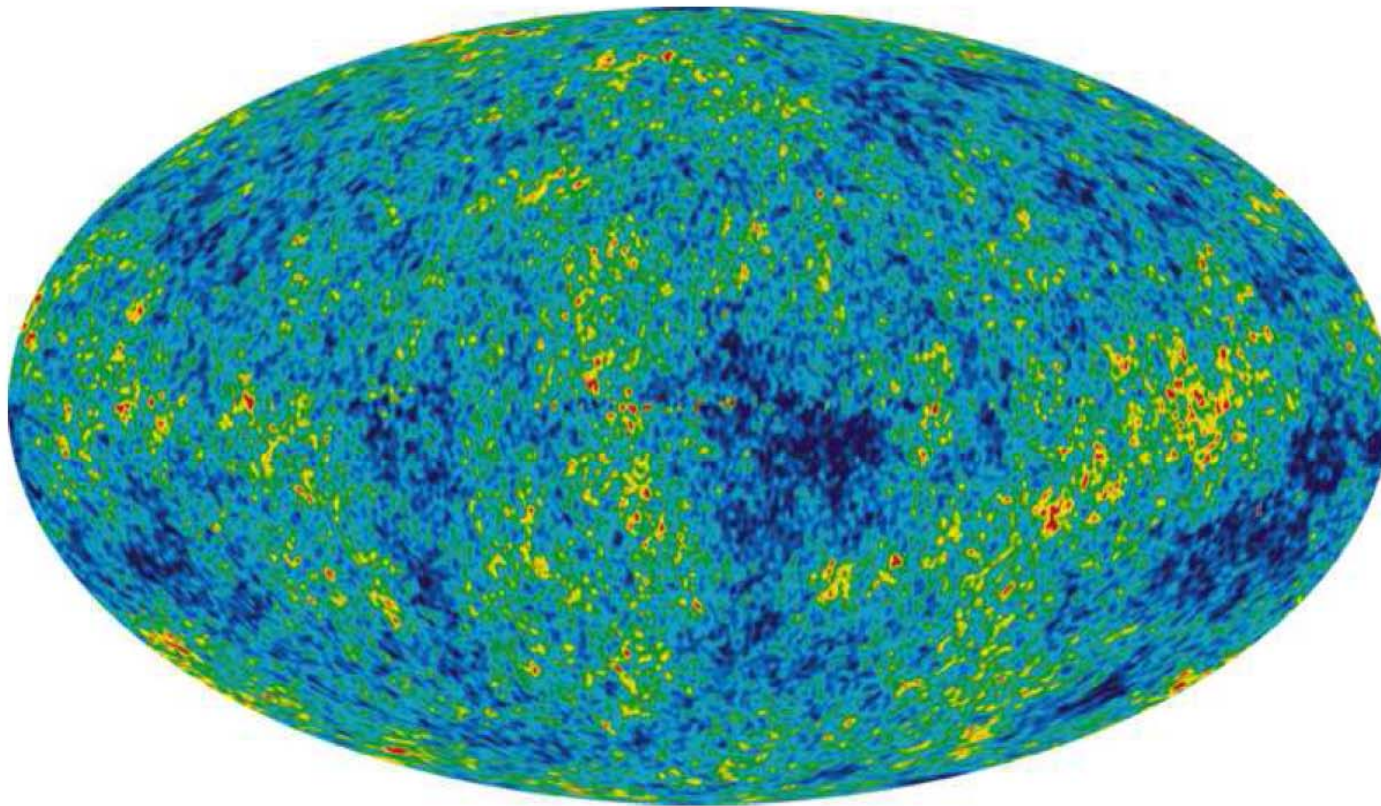




Figure 32: The CMB radiation temperature fluctuations from the 5-year WMAP data seen over the full sky. The average temperature is 2.725K, and the colors represents small temperature fluctuations. Red regions are warmer, and blue colder by about 0.0002 K.

~ like Elliptic flow, v_2

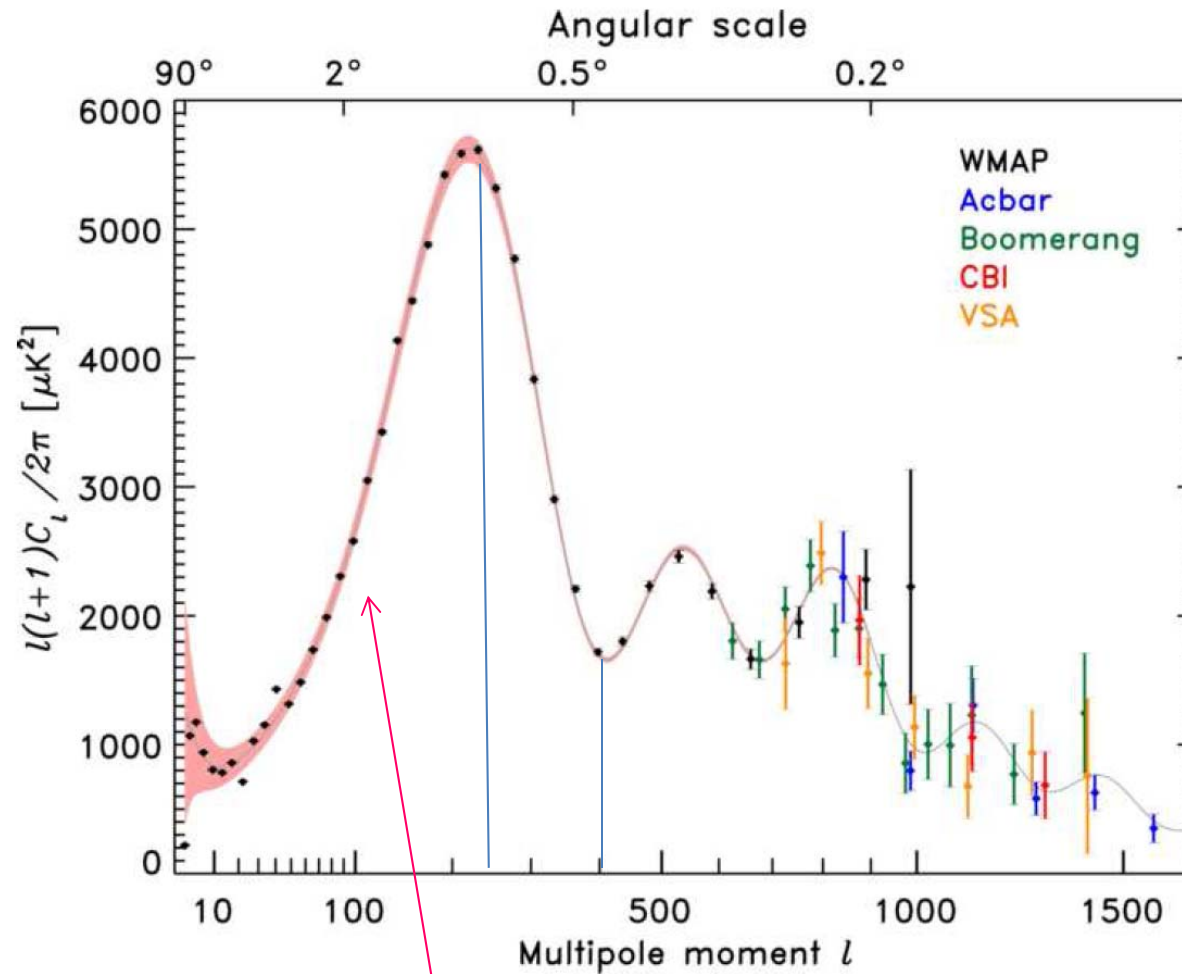


$l=2$

~ spherical with many (16) nearly equal perturbations



$l=16$



Longer tail on the negative (low ℓ) side ! (see discussion of "Skewness" later)

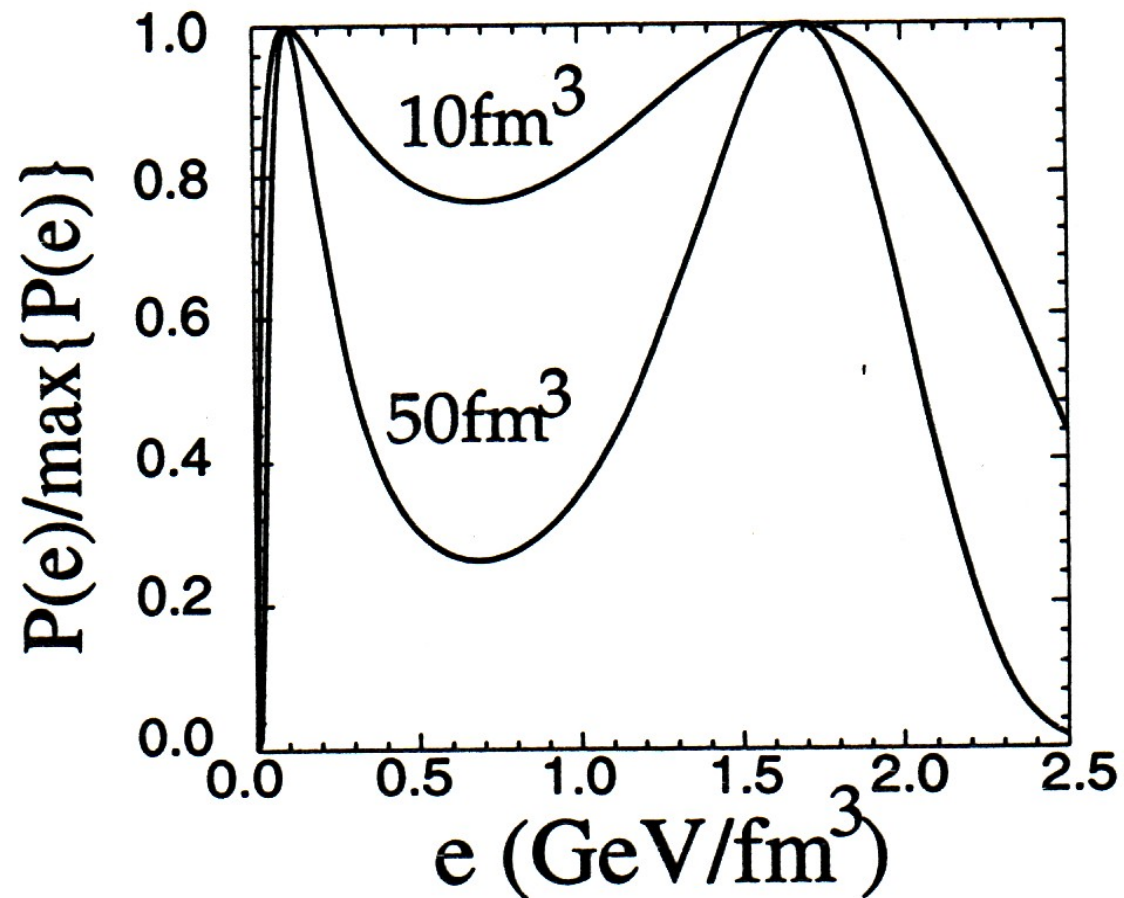


Fig. 2. *The relative probability of finding a state of a given energy density, e , in a system of given volume, $\Omega = 10, 50 \text{ fm}^3$, at a constant temperature, $T = T_c$.*

Fluctuations in Hadronizing QGP

L.P. Csernai^{1,2}, G. Mocanu³ and Z. Néda³

PHYSICAL REVIEW C **85**, 068201 (2012)

Higher order moments can be obtained from fluctuations around the critical point. → Skewness and Kurtosis are calculated for the QGP → HM phase transition

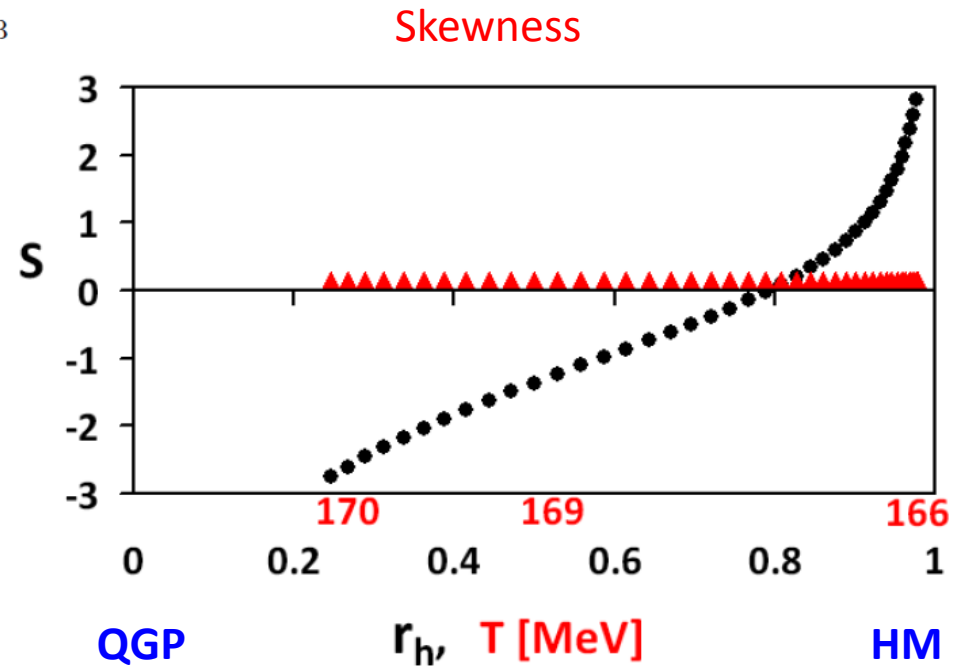
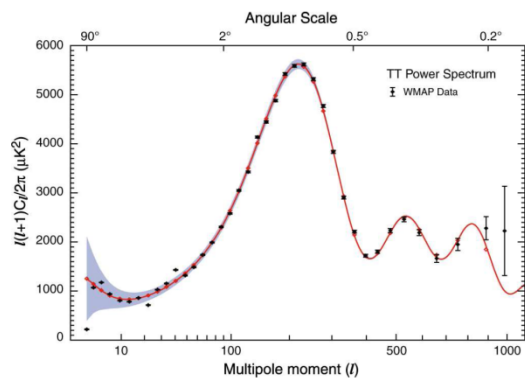
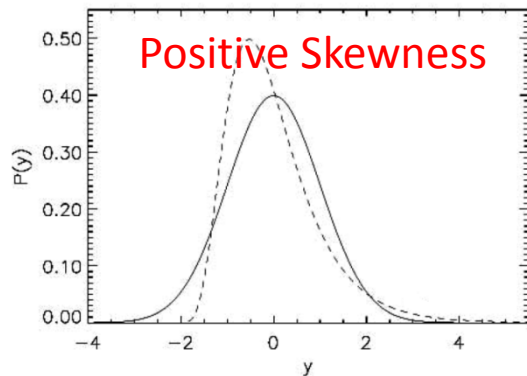
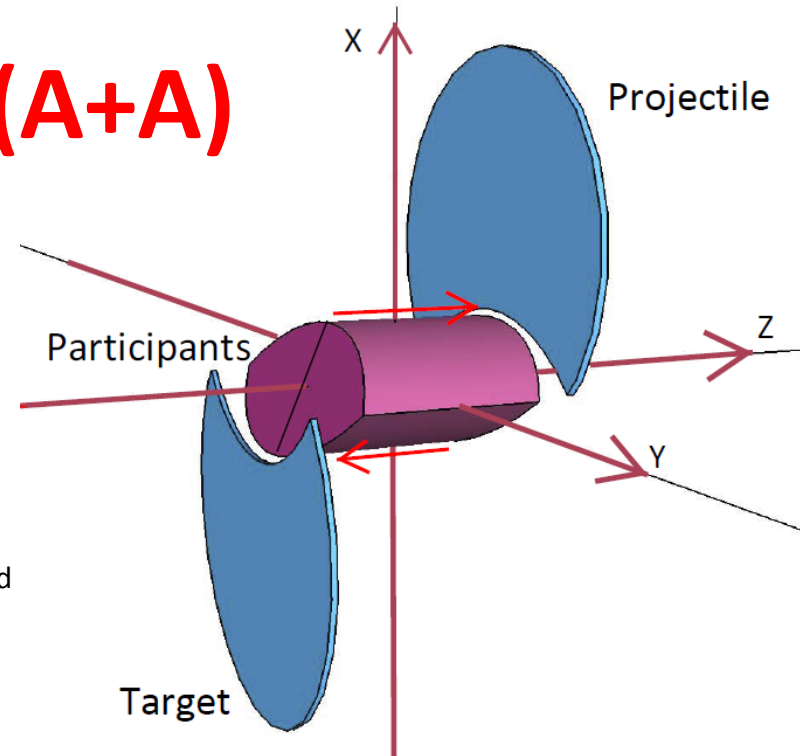


FIG. 4: (color online) Skewness as a function of the volume abundance of the hadronic matter (denoted as r_h , where 1 represents complete hadronization). The temperature scale is also indicated for clarity, the identifiers represent increments of 0.1 MeV in T . Results for $\Omega = 500 fm^3$.

Negative Skewness indicates Freeze-out mainly still on the QGP side.

Peripheral Collisions (A+A)

- ❑ Global Symmetries
- ❑ Symmetry axes in the global CM-frame:
 - ❑ ($y \leftrightarrow -y$)
 - ❑ ($x, z \leftrightarrow -x, -z$)
 - ❑ Azimuthal symmetry: ϕ -even ($\cos n\phi$)
 - ❑ Longitudinal z -odd, (rap.-odd) for v_{odd}
 - ❑ Spherical or ellipsoidal flow, expansion



$$\frac{d^3N}{dydp_t d\phi} = \frac{1}{2\pi} \frac{d^2N}{dydp_t} [1 + 2v_1(y, p_t) \cos(\phi) + 2v_2(y, p_t) \cos(2\phi) + \dots]$$

$$\frac{d^3N}{dydp_t d\phi} = \frac{1}{2\pi} \frac{d^2N}{dydp_t} [1 + 2v_1(y - y_{CM}, p_t) \cos(\phi - \Psi_{RP}) + 2v_2(y - y_{CM}, p_t) \cos(2(\phi - \Psi_{RP})) + \dots]$$

- ❑ Fluctuations
- ❑ Global flow and Fluctuations are simultaneously present $\rightarrow \exists$ interference
 - ❑ Azimuth - Global: even harmonics - Fluctuations : odd & even harmonics
 - ❑ Longitudinal – Global: v_1, v_3 y -odd - Fluctuations : odd & even harmonics
 - ❑ The separation of Global & Fluctuating flow is a must !! (not done yet)

Analysis of Global Flow:

$$\frac{d^3 N}{dy dp_t d\phi} = \frac{1}{2\pi} \frac{d^2 N}{dy dp_t} [1 + 2v_1(y, p_t) \cos(\phi) + 2v_2(y, p_t) \cos(2\phi) + \dots]$$

where $\phi = 0$ is the reaction plane azimuth angle Ψ_{RP}

$$\frac{d^3 N}{dy dp_t d\phi} = \frac{1}{2\pi} \frac{d^2 N}{dy dp_t} [1 + 2v_1(y, p_t) \cos(\phi - \Psi_{RP}) + 2v_2(y, p_t) \cos(2(\phi - \Psi_{RP})) + \dots]$$

$$\frac{d^3 N}{dy dp_t d\phi} = \frac{1}{2\pi} \frac{d^2 N}{dy dp_t} [1 + 2v_1(y - y_{CM}, p_t) \cos(\phi - \Psi_{RP}) + 2v_2(y - y_{CM}, p_t) \cos(2(\phi - \Psi_{RP})) + \dots]$$

Ψ_{RP} and y_{CM} can be determined experimentally

L. P. Csernai,¹ G. Eyyubova,^{2,3} and V. K. Magas⁴
 PHYSICAL REVIEW C 86, 024912 (2012)

$$\frac{d^3 N}{dy dp_t d\phi} = \frac{1}{2\pi} \frac{d^2 N}{dy dp_t} [1 + 2v_1(y, p_t) \cos(\phi - \Psi_1^{EP}) + 2v_2(y, p_t) \cos(2(\phi - \Psi_2^{EP})) + \dots]$$

and Fluctuating Flow:

Ψ_n^{EP} maximizes $v_2(y, p_t)$ or $v_2(p_t)$ or v_2 $\Psi_n^{EP} \{2\}$ or $\Psi_n^{EP} \{4\}$...

$$v_n \cos[n(\phi - \Psi_n)] = (v_n \cos(n\Psi_n)) \cdot \cos(n\phi) + (v_n \sin(n\Psi_n)) \cdot \sin(n\phi)$$

ortho-normal series expansion for both ϕ -even and ϕ -odd functions

Method to compensate for C.M. rapidity fluctuations

1. Determining experimentally E_B the C.M. rapidity
2. Shifting each event to its own C.M. and evaluate flow-harmonics there

L.P. Csernai^{1,2}, G. Eyyubova³ and V.K. Magas⁴ arXiv:1204.5885v1 [hep-ph]

Determining the C.M. rapidity

The rapidity acceptance of a central TPC is usually constrained (e.g for ALICE $|\eta| < \eta_{lim} = 0.8$, and so: $|\eta_{C.M.}| \ll \eta_{lim}$, so it is not adequate for determining the C.M. rapidity of participants.

Participant rapidity from spectators

$$E_B = A_B m_{B\perp} \cosh(y^B) = E_{tot} - E_A - E_C ,$$

$$M_B = A_B m_{B\perp} \sinh(y^B) = -(M_A + M_C)$$

$$E_A = A_P m_N \cosh(y_0),$$

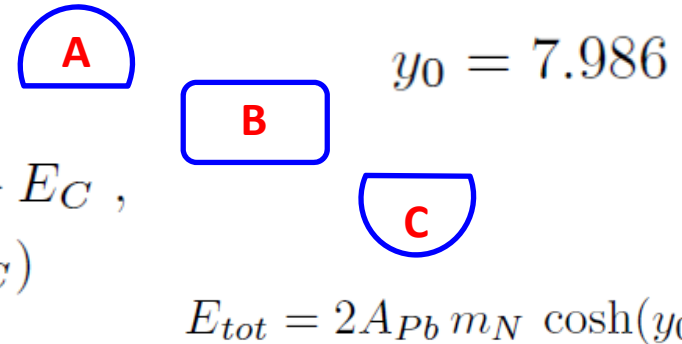
$$E_C = A_T m_N \cosh(-y_0),$$

give the spectator numbers, A_P and A_T , 

$$M_A = A_P m_N \sinh(y_0),$$

$$M_C = A_T m_N \sinh(-y_0),$$

$$y_E^{CM} \approx y^B = \text{artanh} \left(\frac{M_A + M_C}{E_{tot} - E_A - E_C} \right)$$



Interplay between global collective flow and fluctuating flow

MEASUREMENT OF THE AZIMUTHAL ANISOTROPY FOR ...

PHYSICAL REVIEW C 86, 014907 (2012)

ATLAS

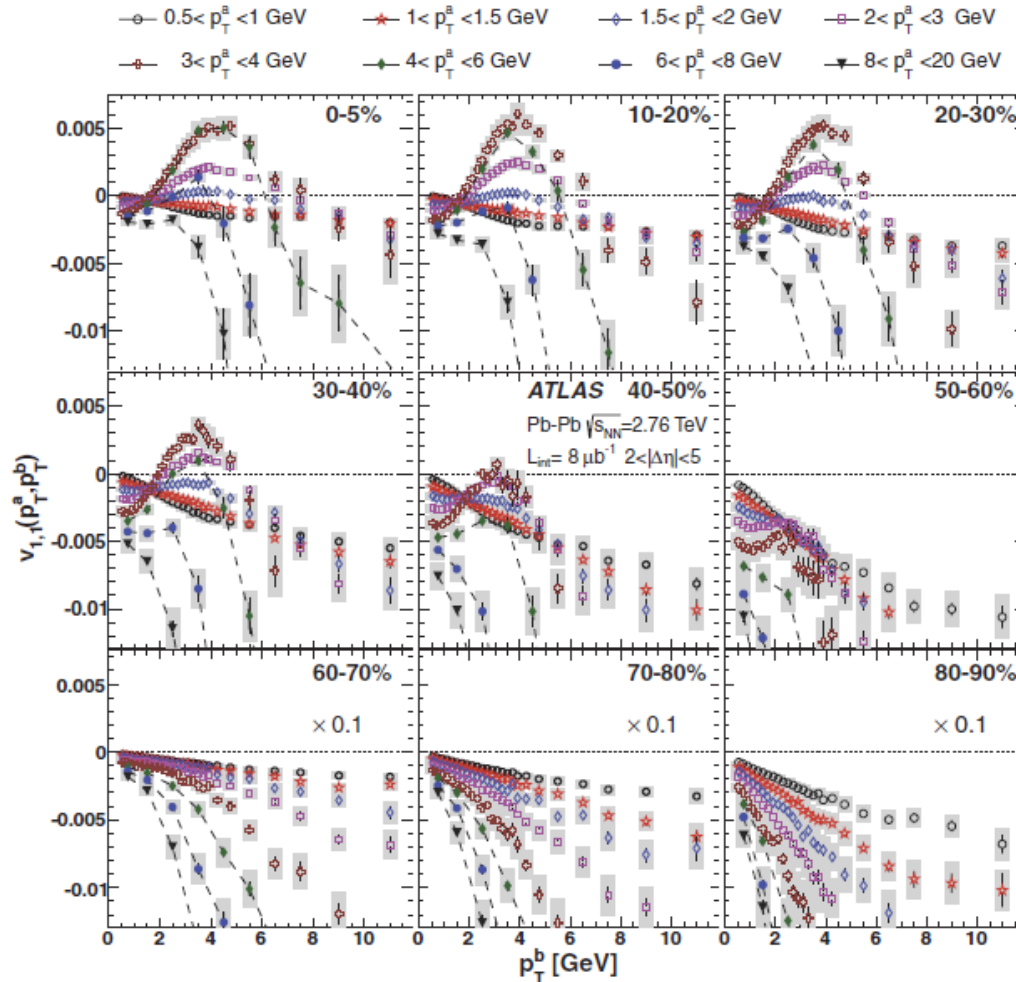


FIG. 19. (Color online) $v_{1,1}(p_T^a, p_T^b)$ for $2 < |\Delta\eta| < 5$ vs p_T^b for different p_T^a ranges. Each panel presents results in one centrality interval. The error bars and shaded bands represent statistical and systematic uncertainties, respectively. The data points for the three highest p_T^a intervals have coarser binning in p_T^b , hence are connected by dashed lines to guide the eye. The data in the bottom three panels are scaled down by a factor of ten to fit within the same vertical range.

Global Flow in Peripheral Collisions (A+A)

- ❑ Many interesting phenomena:
 - ❑ Historically: Bounce off / Side splash; Squeeze out → pressure & EoS
 - ❑ 3rd flow or Anti-flow (QGP), Rotation, KHI, Polarization, etc
 - ❑ These occur only if viscosity is low! → viscosity
- ❑ With increasing energy flow becomes strongly F/B directed & v_1 decreases

Fluctuating initial states

- [1] Gardim FG, Grassi F, Hama Y, Luzum M, Ollitrault
PHYSICAL REVIEW C **83**, 064901 (2011); (v_1 also)
[2] Qin GY, Petersen H, Bass SA, Mueller B
PHYSICAL REVIEW C **82**, 064903 (2010)

QIN, PETERSEN, BASS, AND MÜLLER

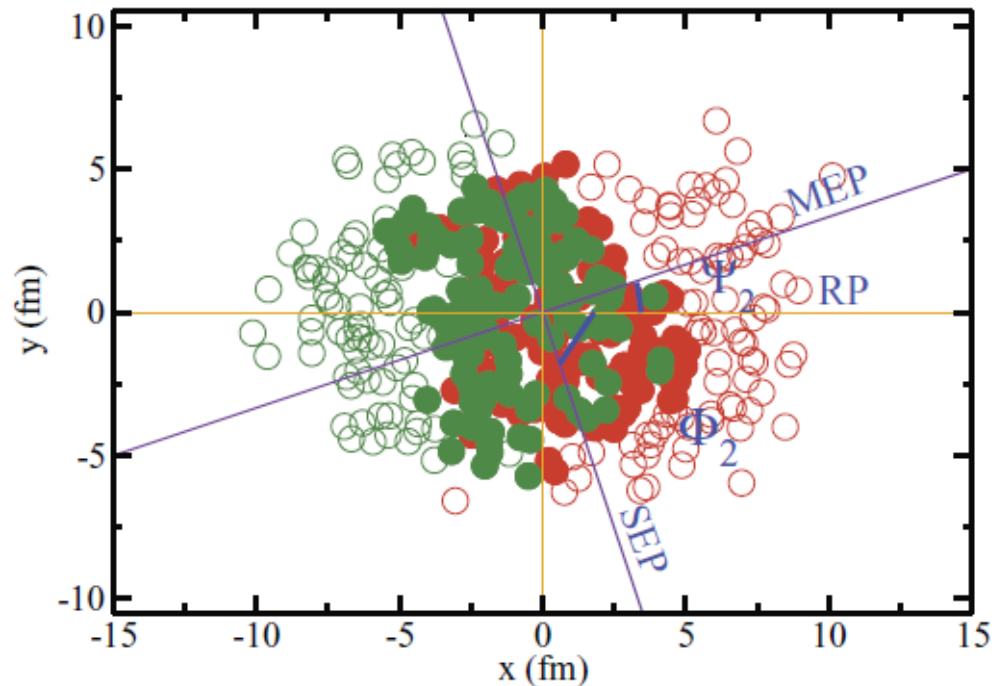


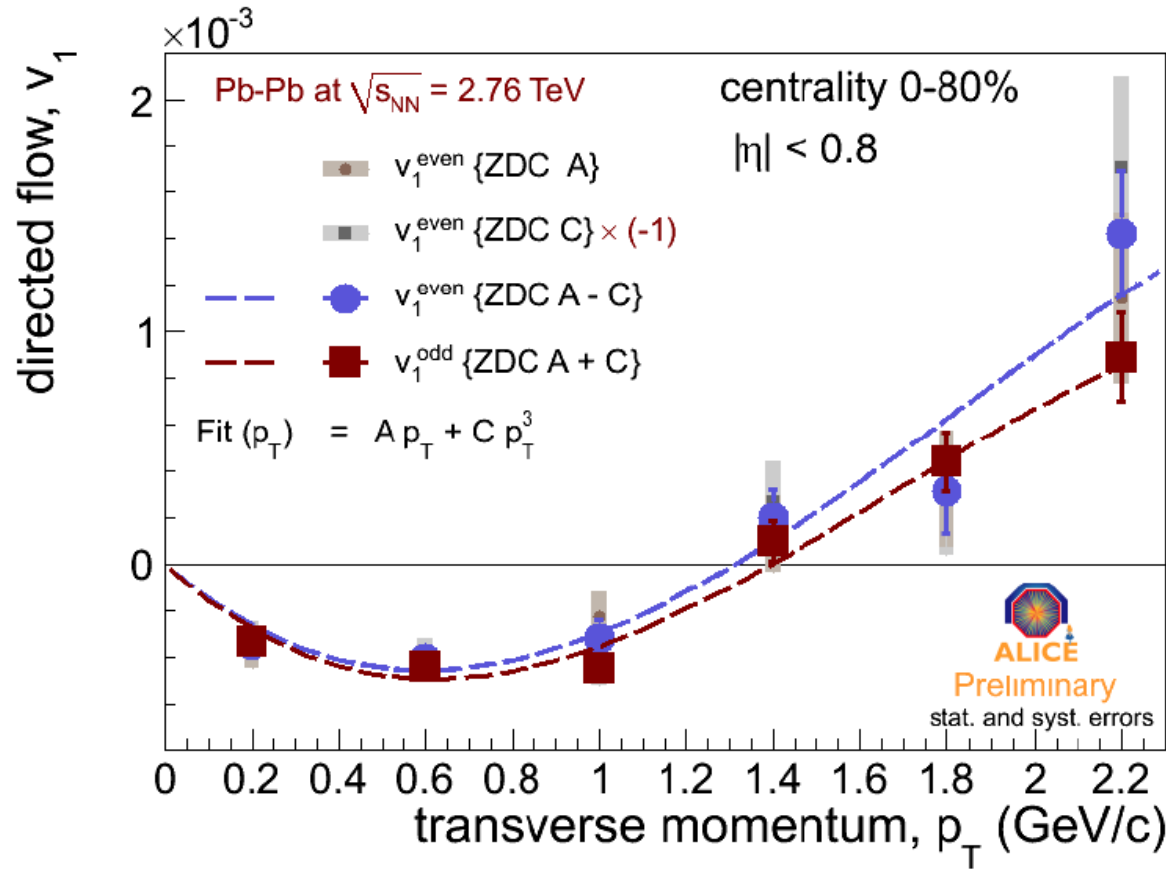
FIG. 3. (Color online) The transverse plane for one typical collision event, where the circles represent nucleons from two nuclei, with shaded ones for participating nucleons. Also shown are the locations of different planes: the reaction plane (RP), the spatial event plane (SEP), and the momentum event plane (MEP) for $n = 2$.

Cumulative event planes show weak correlation with the global collective reaction plane (RP).

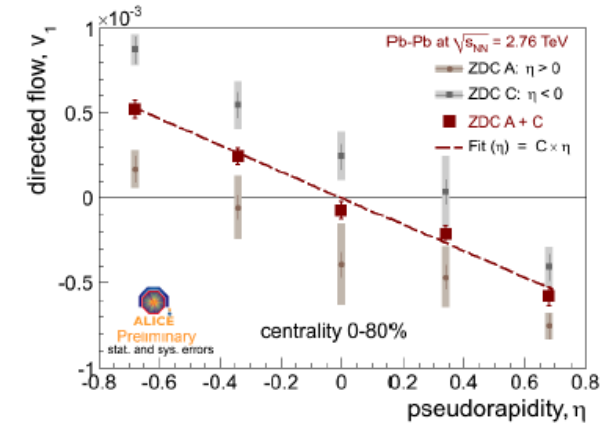
If the MEP is set to zero (by definition) then CM rapidity fluctuations do not appear, and v_1 by definition is zero.

In [2] $v_1(\text{pt})$ is analyzed (for RHIC) and the effect is dominated by fluctuations. (Similar to later LHC measurements.)

Extracting even and odd parts of v_1



what we expect for even and odd projections:



v_1 from Global Collective flow $\rightarrow v_1(p_T) = 0$!!!

Even and odd parts of v_1 have similar shape and magnitude

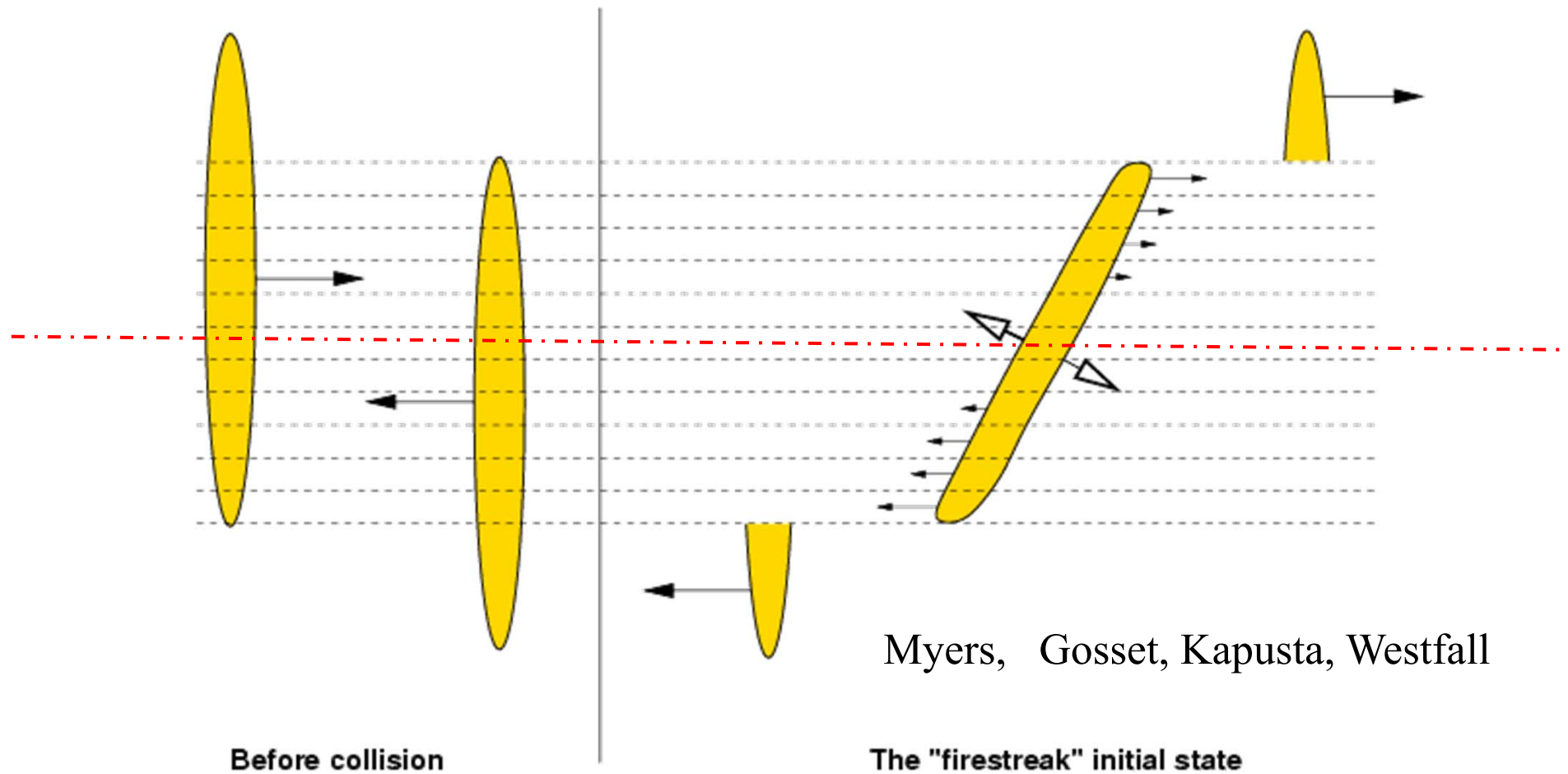
Initial States

Collective flow

- There are alternative origins:
- (a) Global collective flow (RP from spectators)
- (b) Asymmetries from random I.S. fluctuations
- (c) Asymmetries from Critical Point fluctuations

- **Goal is to separate the these**
 - ➔ **This provides more insight**
- How can we see the flow of QGP?
 - ➔ Rapid hadronization and freeze-out

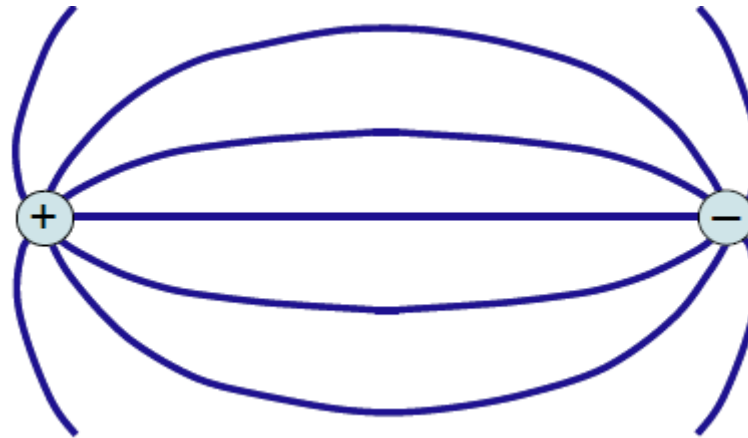
„Fire streak” picture – 3 dim.



Symmetry axis = z-axis. Transverse plane divided into streaks.

Flux – tubes

ED or QED:



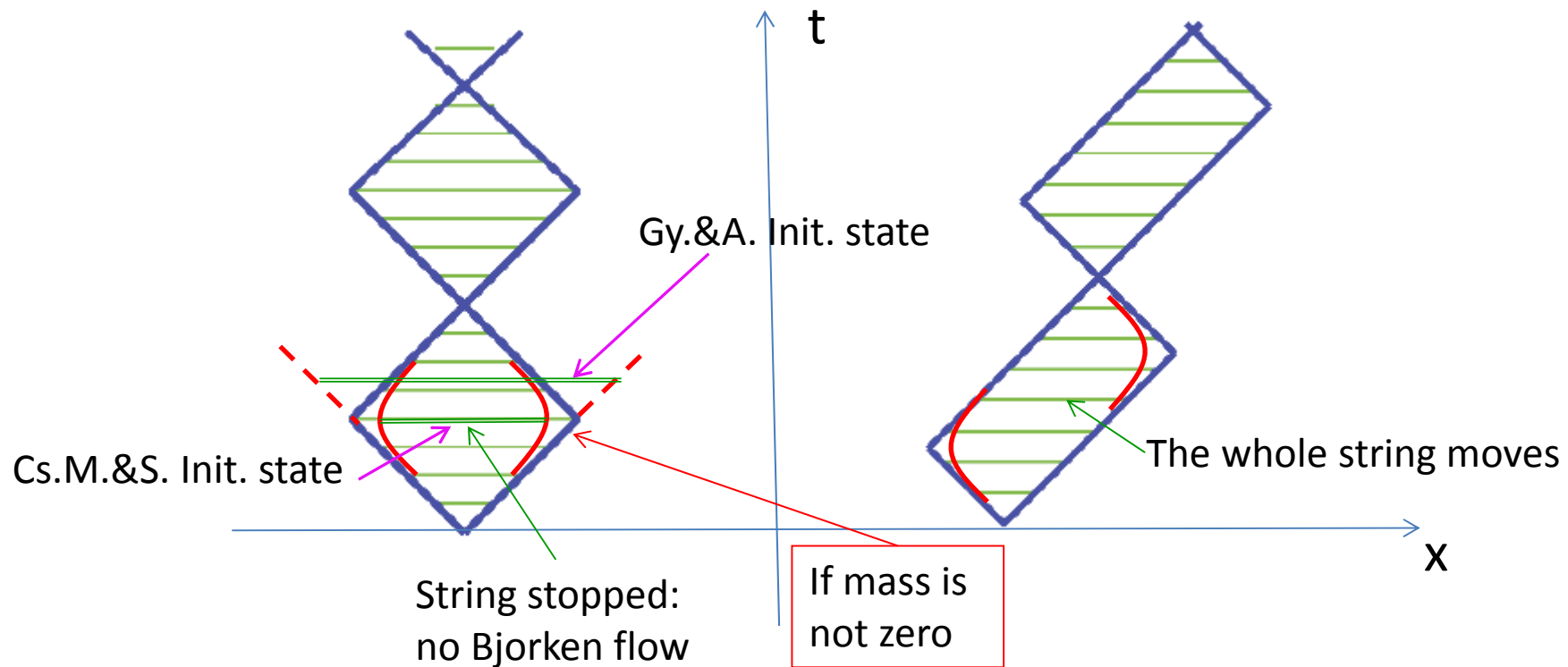
Gluon self-interaction makes field lines attract each other. →
QCD:



→ linear potential → confinement

String model of mesons / PYTHIA

Light quarks connected by string \rightarrow mesons have 'yo-yo' modes:



[T. Sjostrand & H.U. Bengtsson, 1984-1987]
PYTHIA

Nuclear Physics A460 (1986) 723-754
North-Holland, Amsterdam

BARYON RECOIL AND THE FRAGMENTATION REGIONS
IN ULTRA-RELATIVISTIC NUCLEAR COLLISIONS*

M. GYULASSY

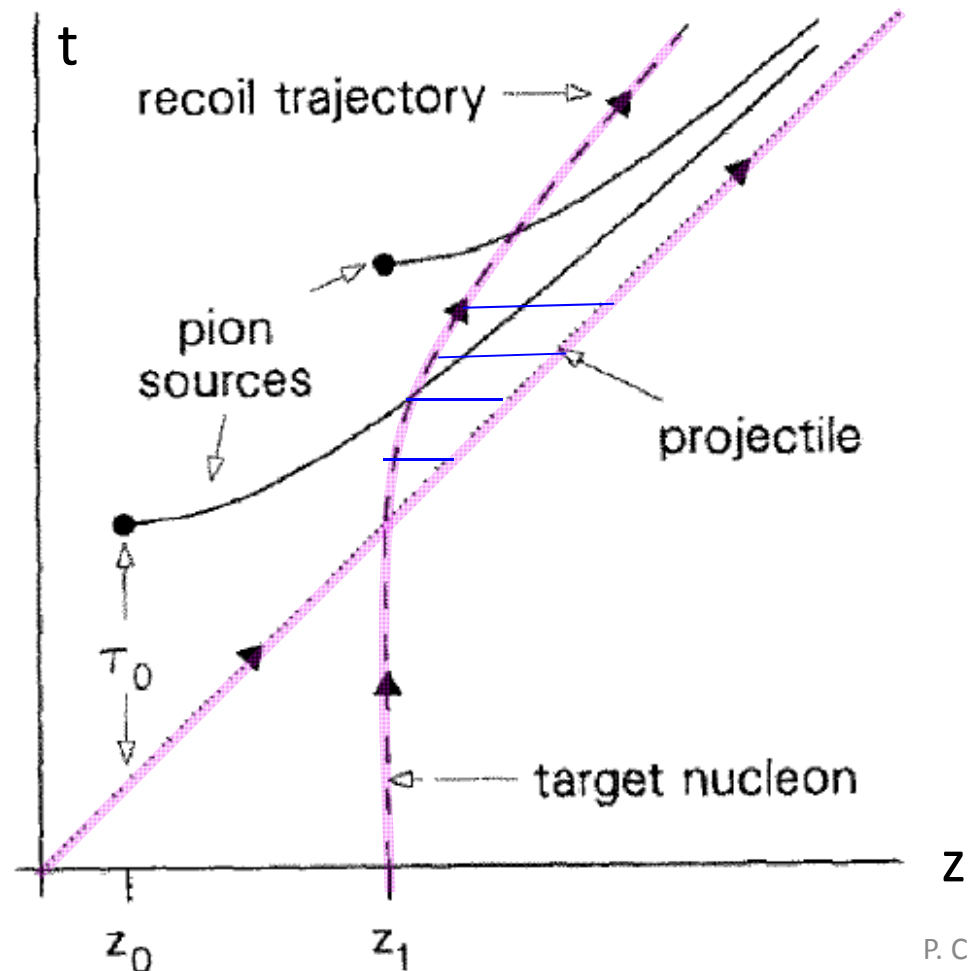
*Nuclear Science Division, Lawrence Berkeley Laboratory, University of California, Berkeley,
California 94720, USA*

L.P. CSERNAI¹

School of Physics and Astronomy, University of Minnesota, Minneapolis, Minnesota 55455, USA

Received 11 June 1986

Yo-yo in the fixed target
frame \rightarrow target recoil \rightarrow
density and energy
density increase in the
"fragmentation region"



Initial stage: Coherent Yang-Mills model

[Magas, Csernai, Strottman, Pys. Rev. C '2001]

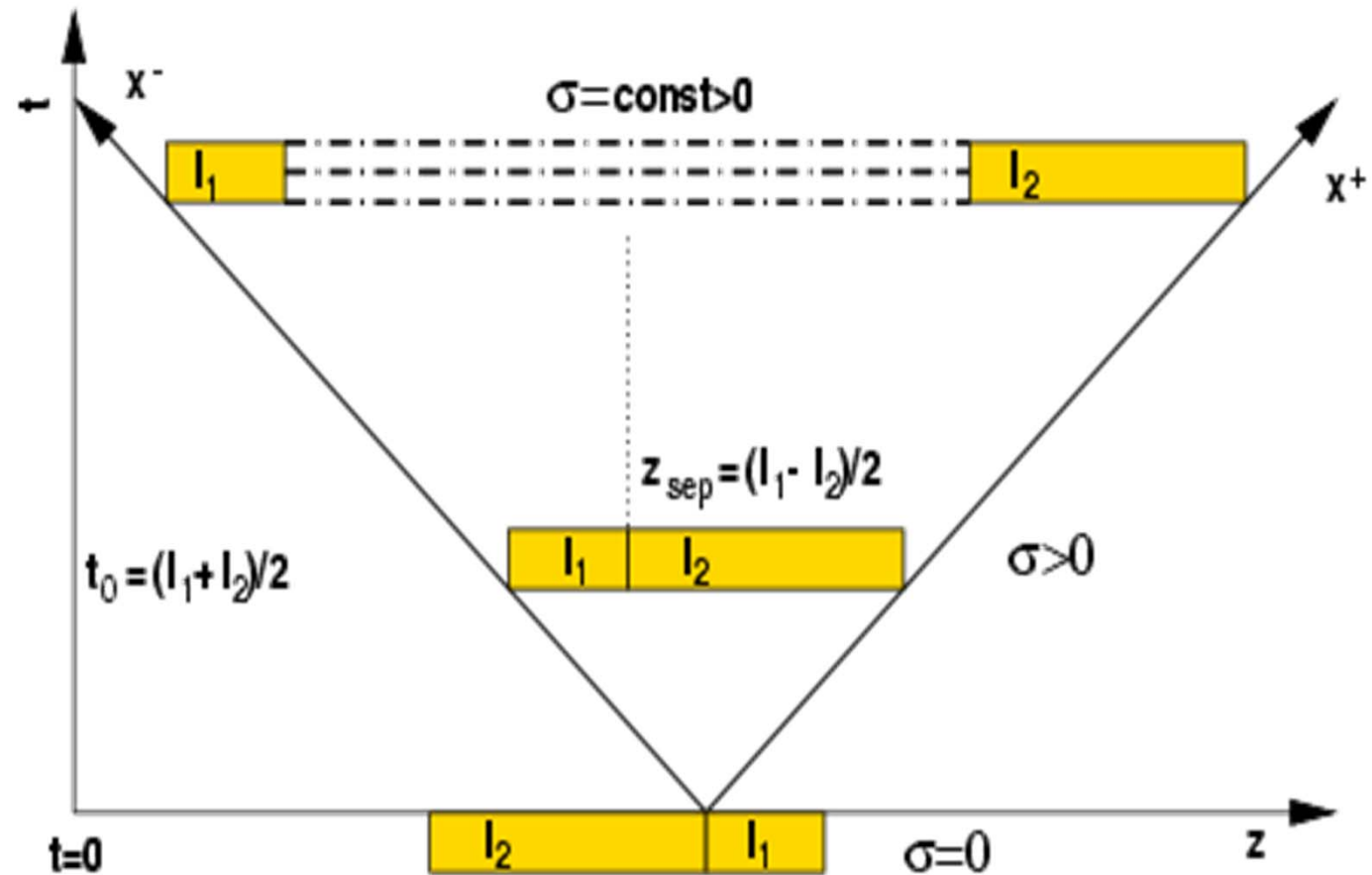
M. Gyulassy, L. Csernai Nucl. Phys. A660 (1986) 723-754.

$$\begin{aligned}\partial_\mu T^{\mu\nu} &= F^{\nu\mu} n_\mu + \Sigma_\pi^\nu \\ \partial_\mu n^\mu &= 0\end{aligned}$$

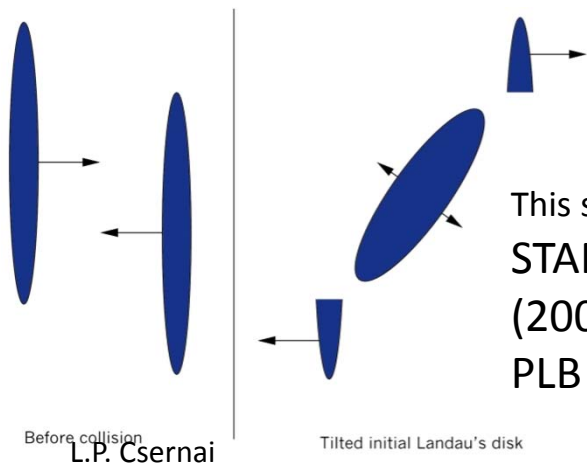
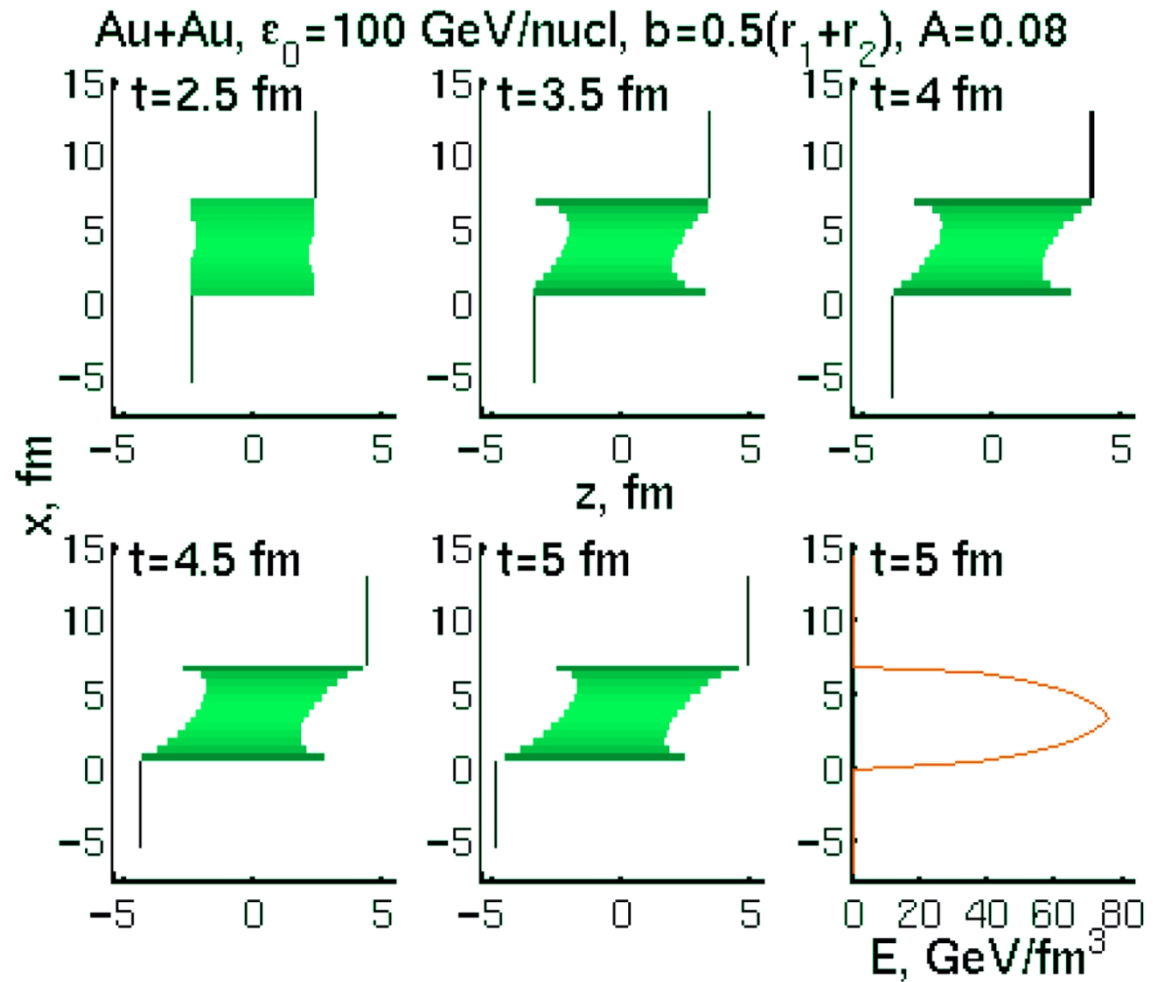
- $T^{\mu\nu} = e_t \left((1 + c_0^2) u_t^\mu u_t^\nu - c_0^2 g^{\mu\nu} \right)$
- Σ_π^ν – pion source term.
- $F^{\mu\nu}$ – effective field, describes interaction between target and projectile.

$$F^{\mu\nu} = \begin{pmatrix} 0 & -\sigma \\ \sigma & 0 \end{pmatrix},$$

String rope --- Flux tube --- Coherent YM field



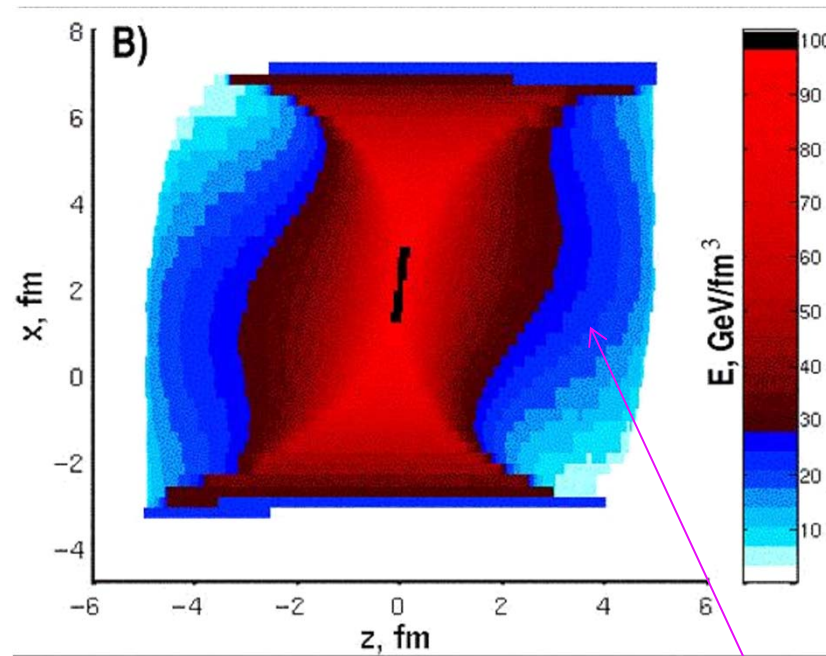
Initial State



This shape is confirmed by
STAR HBT: PLB496
(2000) 1; & M.Lisa & al.
PLB 489 (2000) 287.

3rd flow component

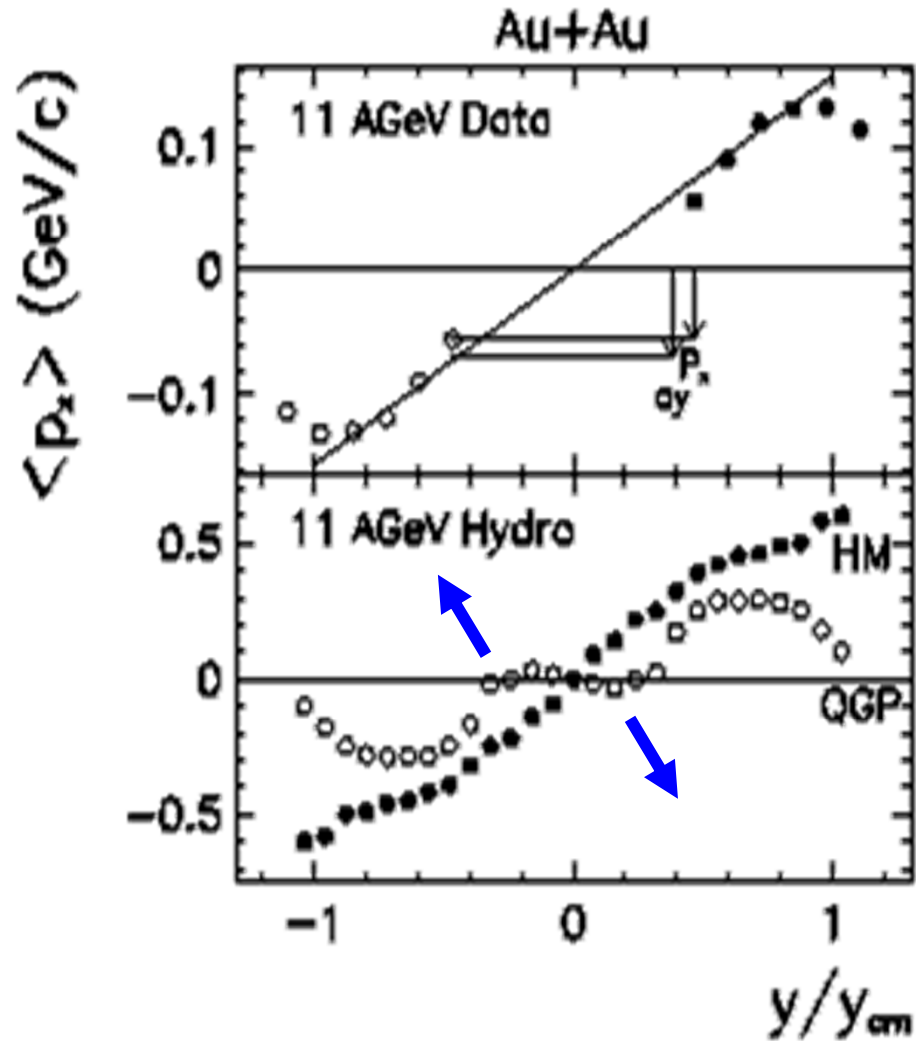
Initial state – reaching equilibrium



Initial state by V. Magas, L.P.
Csernai and D. Strottman
Phys. Rev. C64 (01) 014901

Relativistic, 1D Riemann
expansion is added to
each stopped streak

3rd flow component

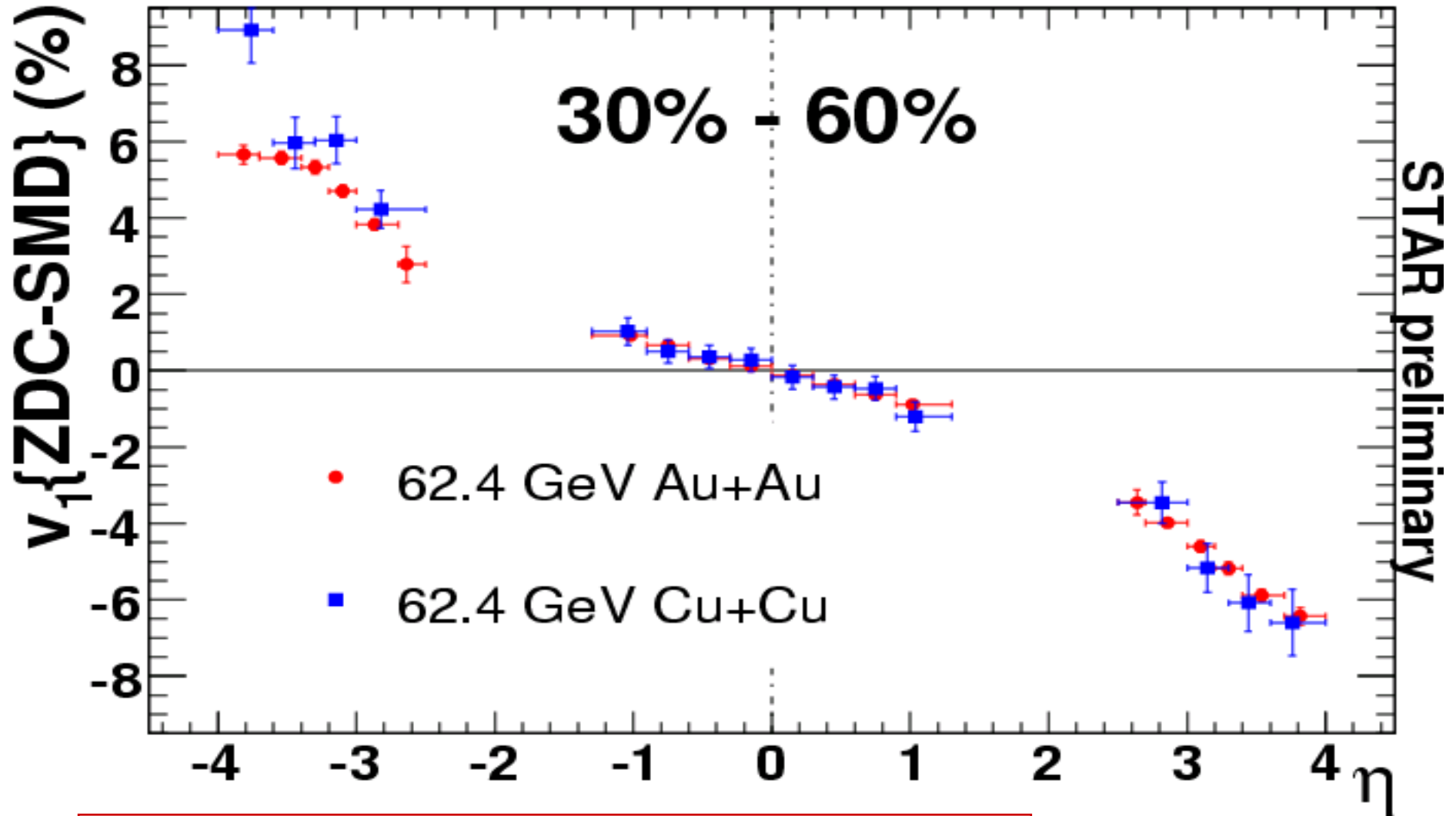


Hydro

[Csernai, HIPAGS'93] &

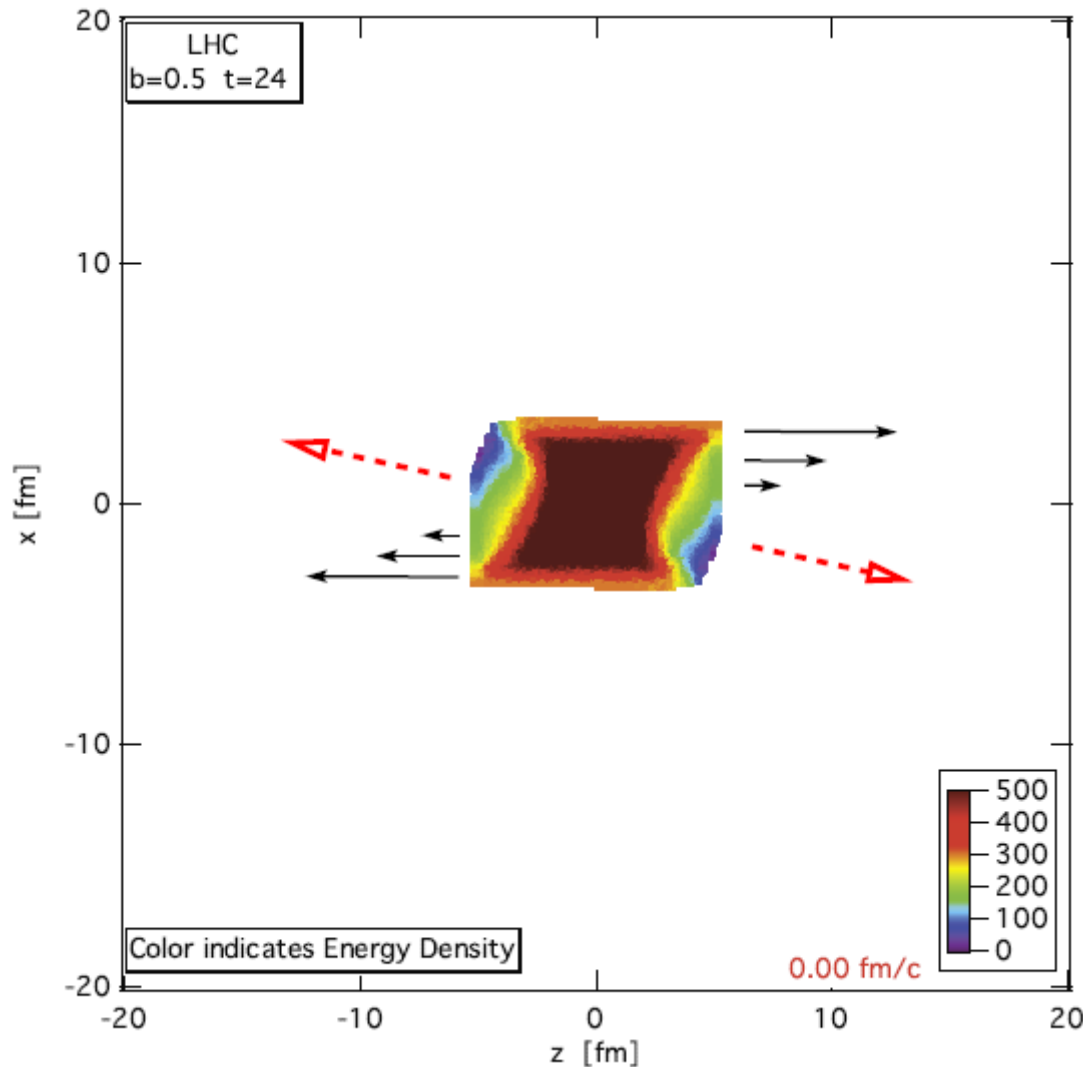
[Csernai, Röhrich, 1999]

$v_1(\eta)$: system-size dependence

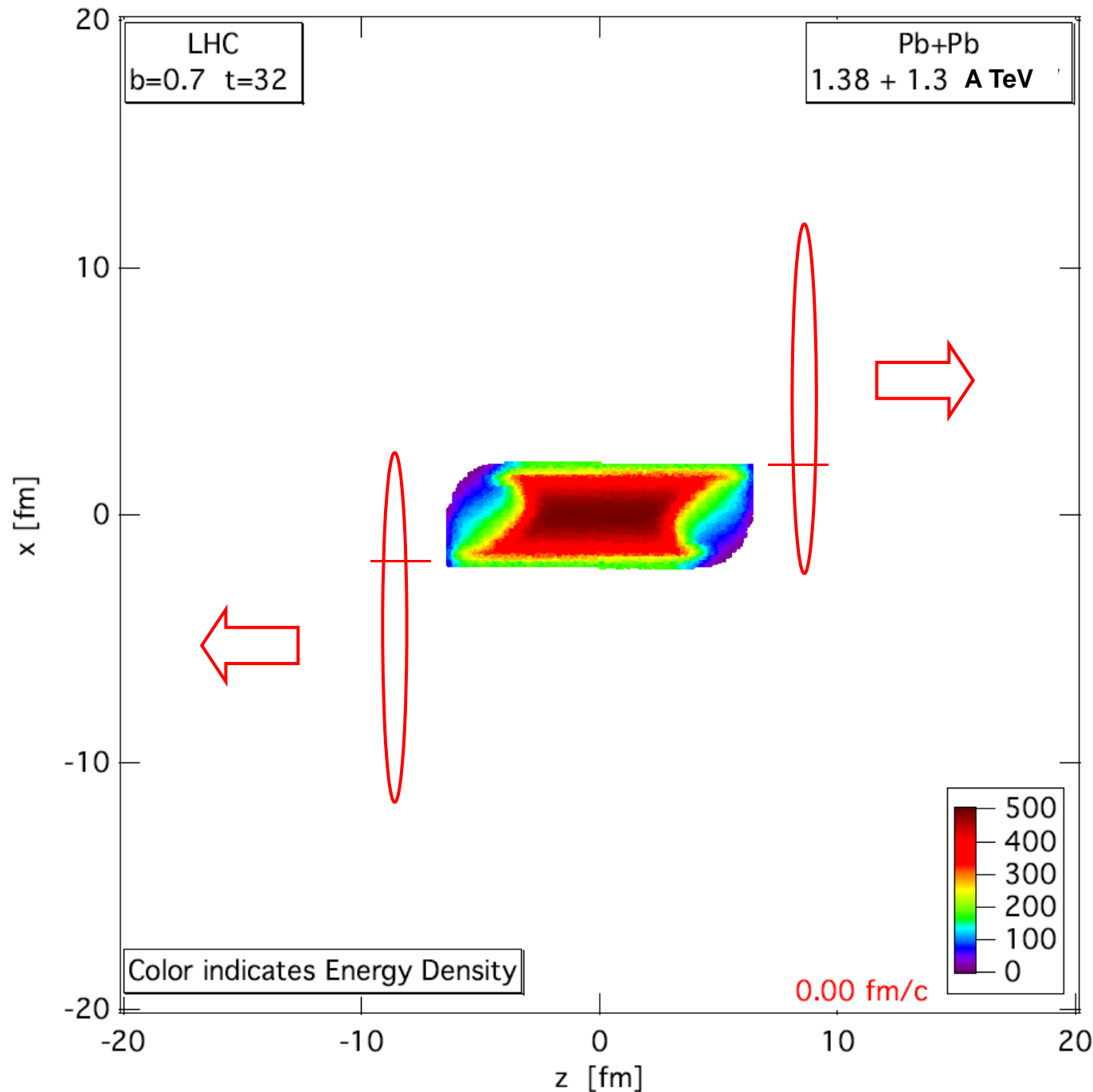


System size doesn't seem to influence $v_1(\eta)$.

Anti-flow (v_1) at LHC



Initial energy density [GeV/fm³] distribution in the reaction plane, [x,y] for a Pb+Pb reaction at 1.38 + 1.38 ATeV collision energy and impact parameter $b = 0.5_{bmax}$ at time 4 fm/c after the first touch of the colliding nuclei, this is when the hydro stage begins. The calculations are performed according to the effective string rope model. This tilted initial state has a flow velocity distribution, qualitatively shown by the arrows. The dashed arrows indicate the direction of the largest pressure gradient at this given moment.



PIC- hydro

Pb+Pb 1.38+1.38 A TeV, b= 70 % of b_max

Lagrangian fluid cells, moving, ~ 5 mill.

MIT Bag m. EoS

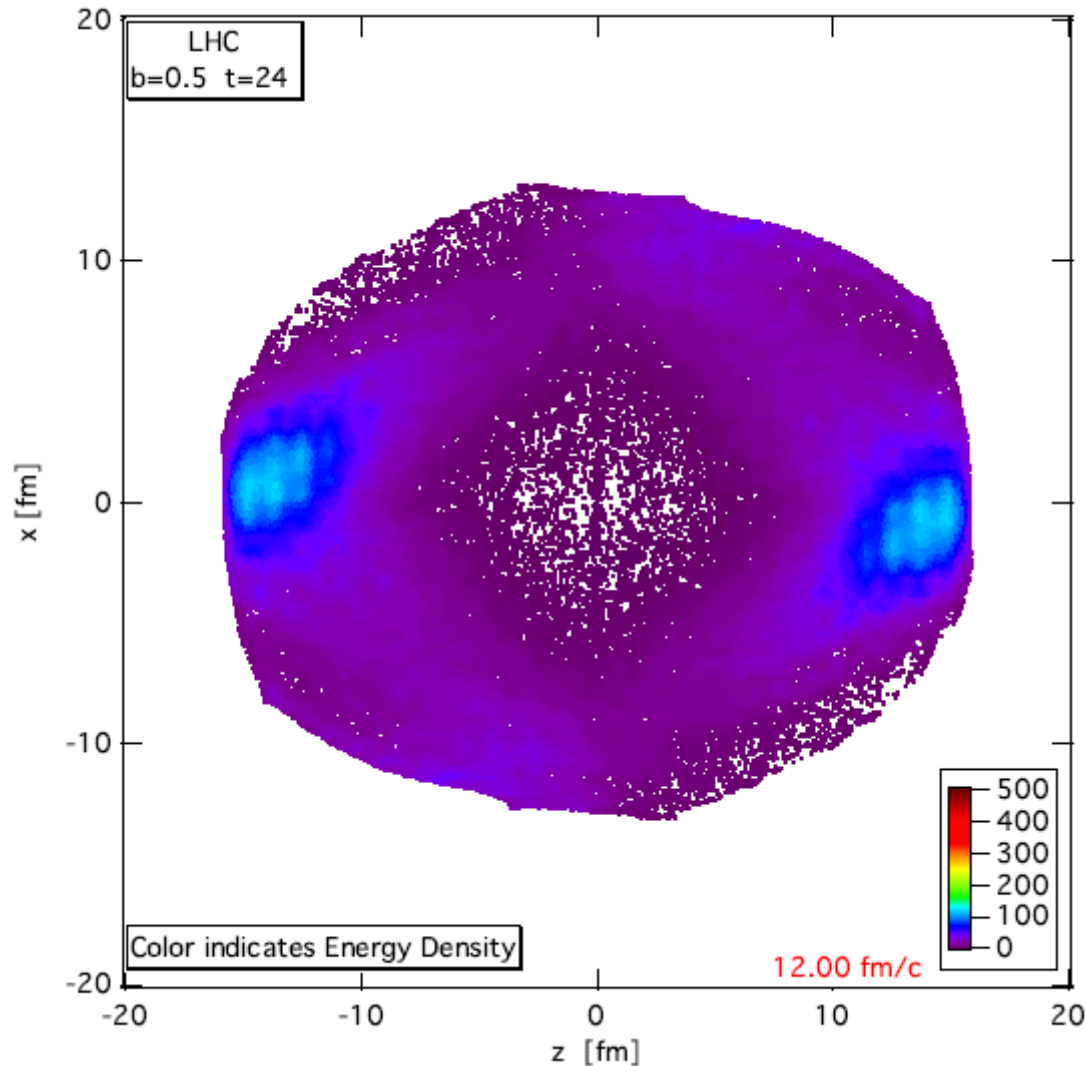
FO at $T \sim 200$ MeV, but calculated much longer, until pressure is zero for 90% of the cells.

Structure and asymmetries of init. state are maintained in nearly perfect expansion.



[..\zz-Movies\LHC-Ec-1h-b7-A.mozk](#)

Anti-flow (v1)




The energy density [GeV/fm³] distribution in the reaction plane, [x,z] for a Pb+Pb reaction at 1.38 + 1.38 A.TeV collision energy and impact parameter $b = 0.5b_{\text{max}}$ at time 12 fm/c after the formation of the hydro initial state. The expected physical FO point is earlier but this post FO configuration illustrates the flow pattern.

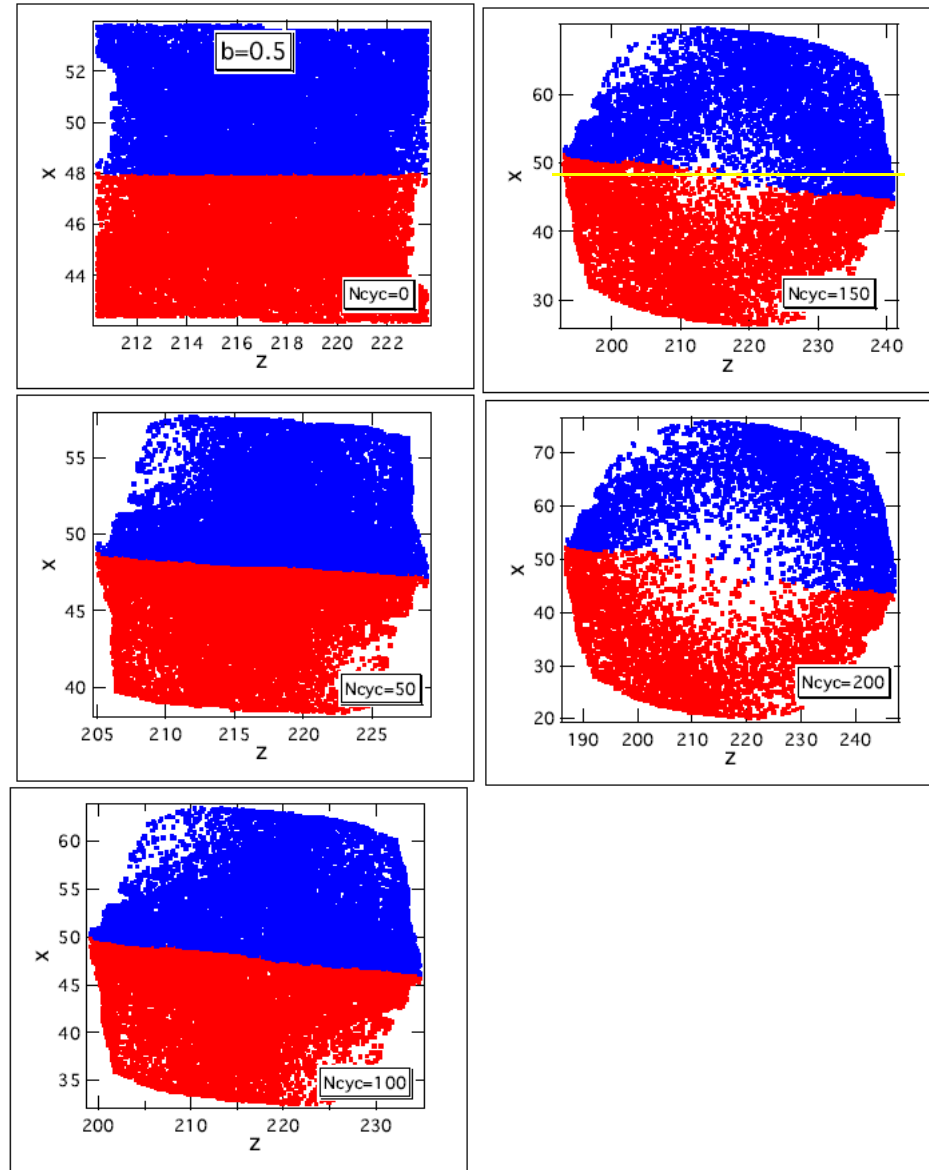
[LP. Csernai, V.K. Magas,
H. Stöcker, D. Strottman,
Phys. Rev. **C84** (2011) 02914]

Rotation

The rotation is illustrated by dividing the upper / lower part (blue/red) of the initial state, and following the trajectories of the marker particles.



Turbulence ?



F.O.

Kelvin-Helmholtz Instability (KHI)

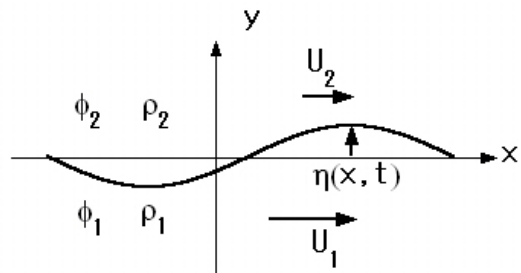
- Turbulent fluctuations are common in **air*** and **water***
- Usually \exists source*
- Usually damped, but weakly
- \exists quasi-stationary and developing instabilities
- For KHI the source is shear-flow



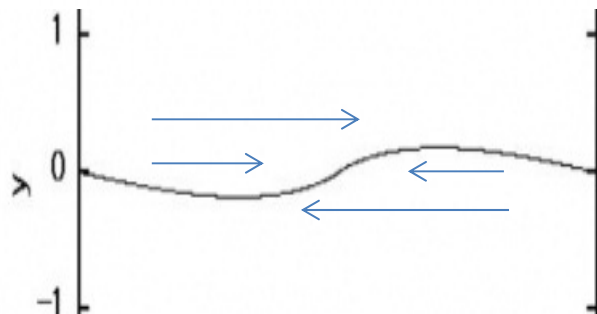
The Kelvin – Helmholtz instability



- Initial, almost sinusoidal waves



- Well developed, non-linear wave



The interface is a layer with a finite thickness, where viscosity and surface tension affects the interface. Due to these effects singularity formation is prevented in reality. The roll-up of a sheet is observed



[Chihiro Matsuoka, Yong Guo Shi, Scholarpedia]

Kelvin-Helmholtz Instability (KHI)

The screenshot shows a computer monitor with a video player on the left and a Facebook post on the right. The video player displays a surfer riding a wave, with a red particle visualization overlaid on the water surface. A red arrow points from the title 'Kelvin-Helmholtz Instability (KHI)' to the visualization. The visualization shows a dense field of red particles forming a wave-like structure. A box in the bottom left of the visualization contains the following text:

$b=0.7$
 $N_{cyc}=175$
 7.4 fm/c

The Facebook post is from Laszlo Pal Csernai, dated May 1. The text of the post reads: "Surfing on breaking waves of QGP" followed by two URLs: <http://arxiv.org/abs/1112.4287> and <http://prc.aps.org/pdf/PRC/v85/i5/e054903>. The post has several likes and comments, including one from Agnes Rozsa, Lara Tschivocsjark, István Jáni and 7 others. A second comment from Laszlo Pal Csernai says "Sorry the link is: <http://prc.aps.org/pdf/PRC/v85/i5/c054901>".

Kelvin-Helmholtz instability in high-energy heavy-ion collisions

L.P. Csernai^{1,2,3}, D.D. Strottman^{2,3}, and Cs. Anderlik⁴

PHYSICAL REVIEW C **85**, 054901 (2012)

arXiv:1112.4287v3 [nucl-th]

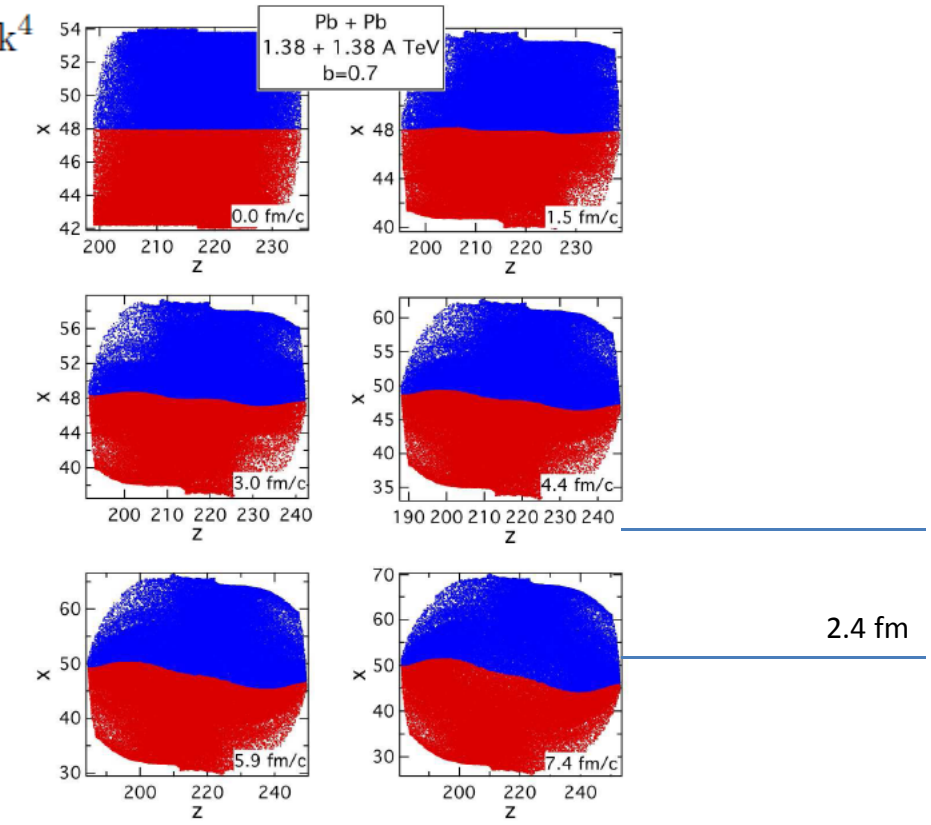

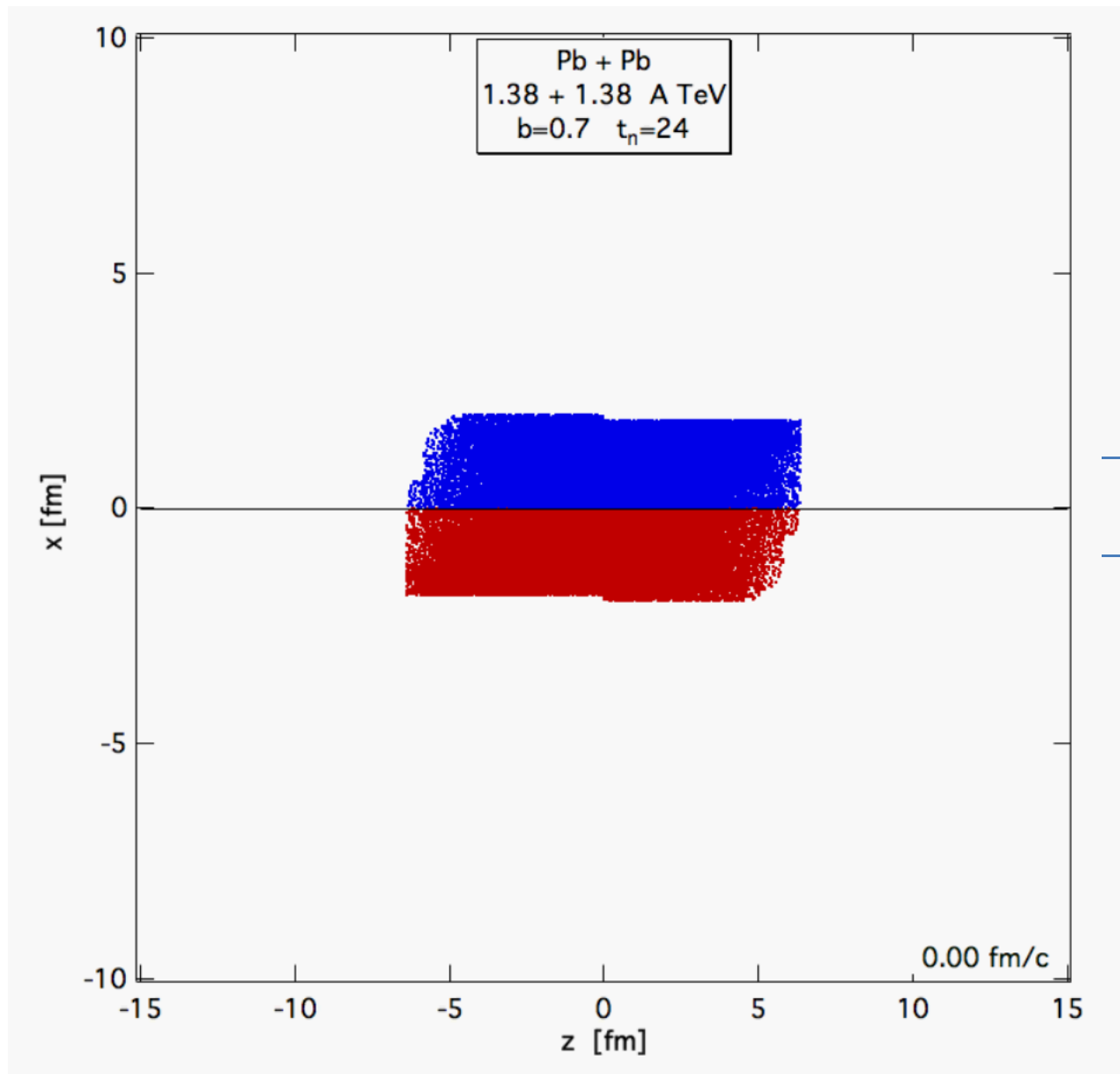
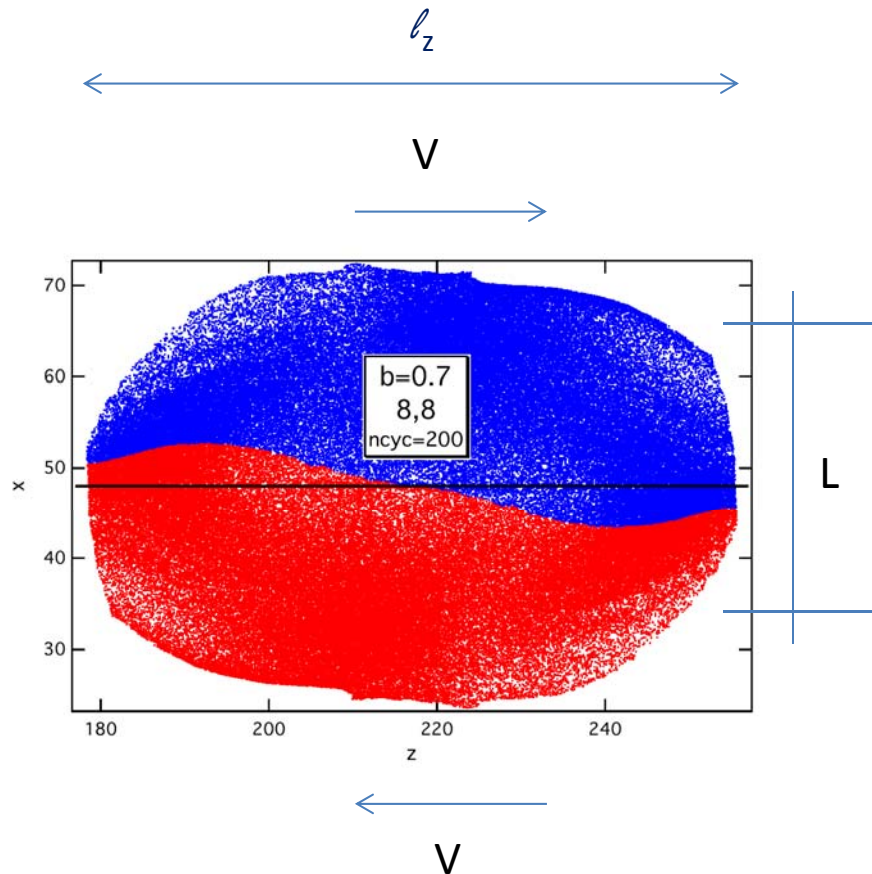


FIG. 1: (color online) Growth of the initial stage of Kelvin-Helmholtz instability in a 1.38A + 1.38A TeV peripheral, $b = 0.7b_{\max}$, Pb+Pb collision in a relativistic CFD simulation using the PIC-method. We see the positions of the marker particles (Lagrangian markers with fixed baryon number content) in the reaction plane. The calculation cells are $dx = dy = dz = 0.4375\text{fm}$ and the time-step is 0.04233 fm/c . The number of randomly placed marker particles in each fluid cell is 8^3 . The axis-labels indicate the cell numbers in the x and z (beam) direction. The initial development of a KH type instability is visible from $t = 1.5$ up to $t = 7.41\text{ fm/c}$ corresponding from 35 to 175 calculation time steps).



The Kelvin – Helmholtz instability (KHI)



Our resolution is $(0.35\text{fm})^3$ and 8^3 markers/fluid-cell \rightarrow
 $\sim 10\text{k}$ cells & 10Mill m.p.-s

- Shear Flow:
- $L=(2R-b) \sim 4 - 7$ fm, init. profile height
- $l_z=10-13$ fm, init. length ($b=.5-.7b_{\text{max}}$)
- $V \sim \pm 0.4 c$ upper/lower speed \rightarrow
- Minimal wave number is $k = .6 - .48 \text{ fm}^{-1}$
- KHI grows as $\propto \exp(st)$, where $s = kV \rightarrow$
- Largest k or shortest wave-length will grow the fastest.
- The amplitude will double in 2.9 or 3.6 fm/c for ($b=.5-.7b_{\text{max}}$) without expansion, and with favorable viscosity/Reynolds no. $\text{Re}=LV/v$.
- \rightarrow this favors large L and large V

The Kelvin – Helmholtz instability (KHI)

- **Formation of critical length KHI (Kolmogorov length scale)**
- \exists critical minimal wavelength beyond which the KHI is able to grow. Smaller wavelength perturbations tend to decay. (similar to critical bubble size in homogeneous nucleation).

- **Kolmogorov:** $\lambda_{Kol} = [\nu^3 / \epsilon]^{1/4}.$

- Here $\epsilon = \dot{e} / \rho \propto T \dot{\sigma} / \rho \propto \nu$, is the specific dissipated flow energy.

- We estimated: $\lambda_{Kol} = \begin{cases} 2.1 \div 5.4 \text{ fm for } b = 0.5b_{max} \\ 1.4 \div 3.6 \text{ fm for } b = 0.7b_{max} \end{cases}$

- It is required that $l_z > \lambda_{Kol}$. \rightarrow we need $b > 0.5 b_{max}$

- Furthermore

Re = 0.3 – 1 for “ $\eta/s = 1$ ” and

Re = 3 – 10 for “ $\eta/s = 0.1$ ”

[Du-Juan Wang, Bergen, et al.,]

$$\Omega(z, x) \equiv w(z, x)\omega(z, x)$$

Relativistic

$$w_{ik} \equiv (N_{cell}/E_{tot}) E_{ik}.$$

$$\Theta \equiv \nabla_\mu u^\mu = \partial_\mu u^\mu,$$

Classical

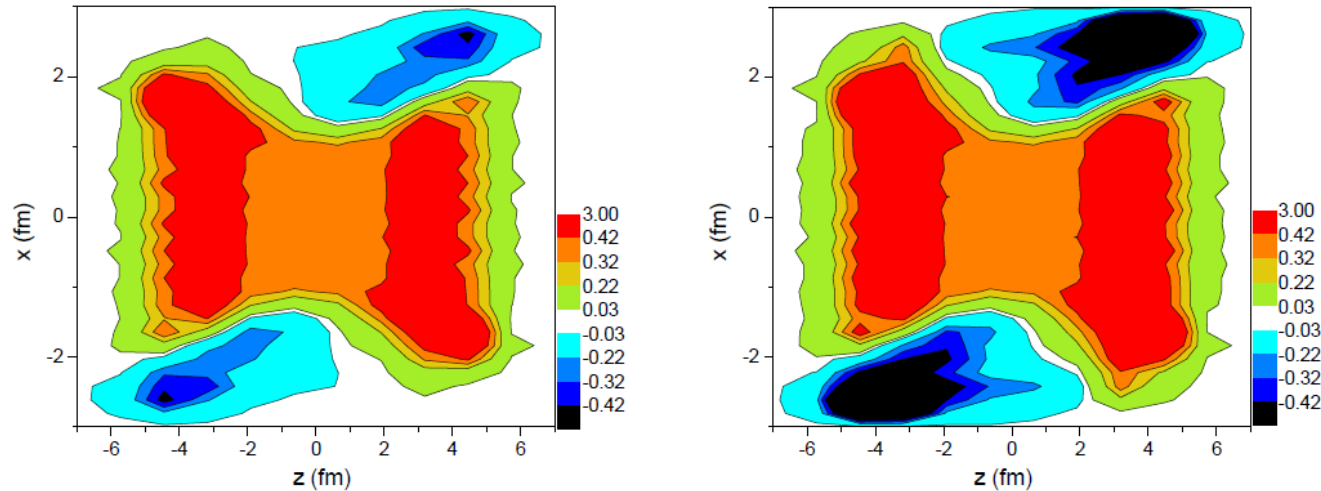
$$\omega_y \equiv \omega_{xz} \equiv \frac{1}{2}(\partial_z v_x - \partial_x v_z)$$

$$\omega_\nu^\mu \equiv \frac{1}{2}(\nabla_\nu u^\mu - \nabla^\mu u_\nu),$$

If $\partial_\tau u^\mu \equiv \dot{u}^\mu = u^\alpha \partial_\alpha u^\mu$ is negligible

$$\omega_z^x = -\omega_x^z = \frac{1}{2}(\partial_z \gamma v_x - \partial_x \gamma v_z) = \frac{1}{2}\gamma(\partial_z v_x - \partial_x v_z) + \frac{1}{2}(v_x \partial_z \gamma - v_z \partial_x \gamma)$$

$\Omega(z, x)$



**Max
= 3.
c/fm**

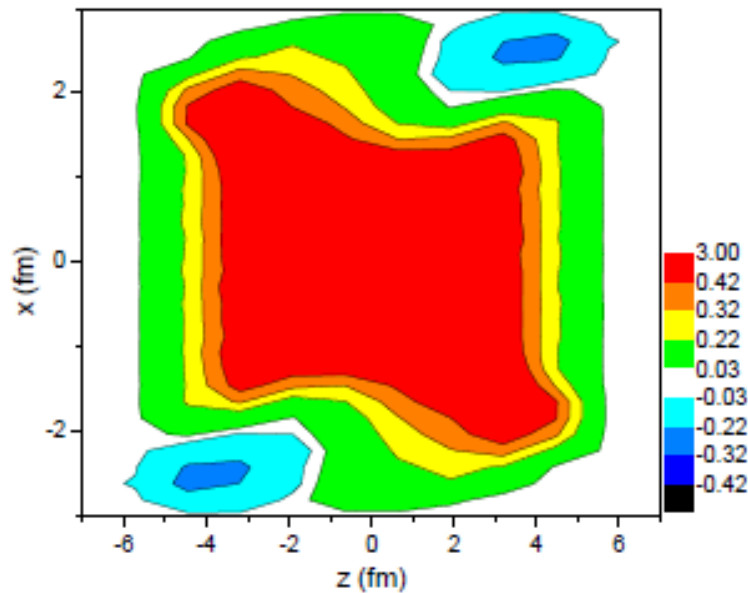
FIG. 1: The classical (left) and relativistic (right) weighted vorticity, Ω_{zx} , calculated in the reaction, [x-z] plane at $t=0.17$ fm/c. The collision energy is $\sqrt{s_{NN}} = 2.76$ TeV and $b = 0.7b_{max}$, the cell size is $dx = dy = dz = 0.4375$ fm. The average vorticity in the reaction plane is 0.1434 / 0.1185 for the classical / relativistic weighted vorticity respectively.

Classical

All y-layers

Relativistic

$\Omega(z, x)$



$\Omega(z, x)$

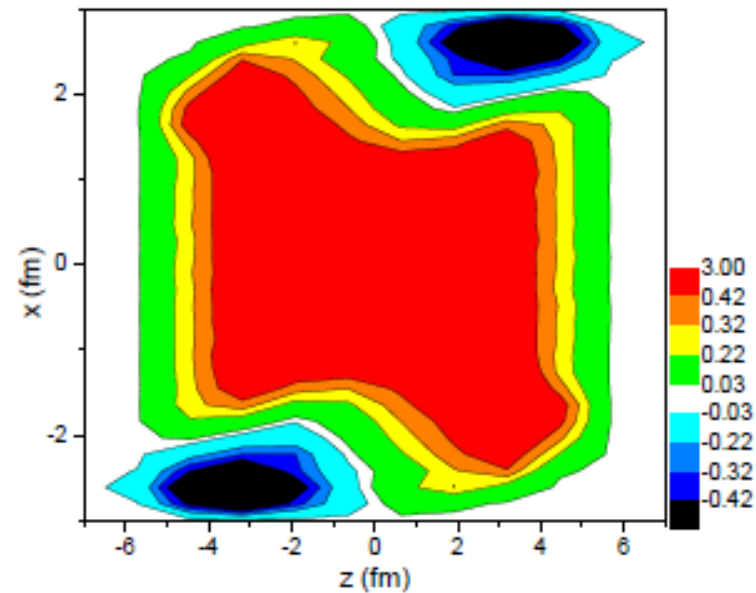


FIG. 4: The classical (left) and relativistic (right) weighted vorticity calculated for all $[x-z]$ layers at $t=0.17$ fm/c. The collision energy is $\sqrt{s_{NN}} = 2.76$ TeV and $b = 0.7b_{max}$, the cell size is $dx = dy = dz = 0.4375$ fm.

Classical

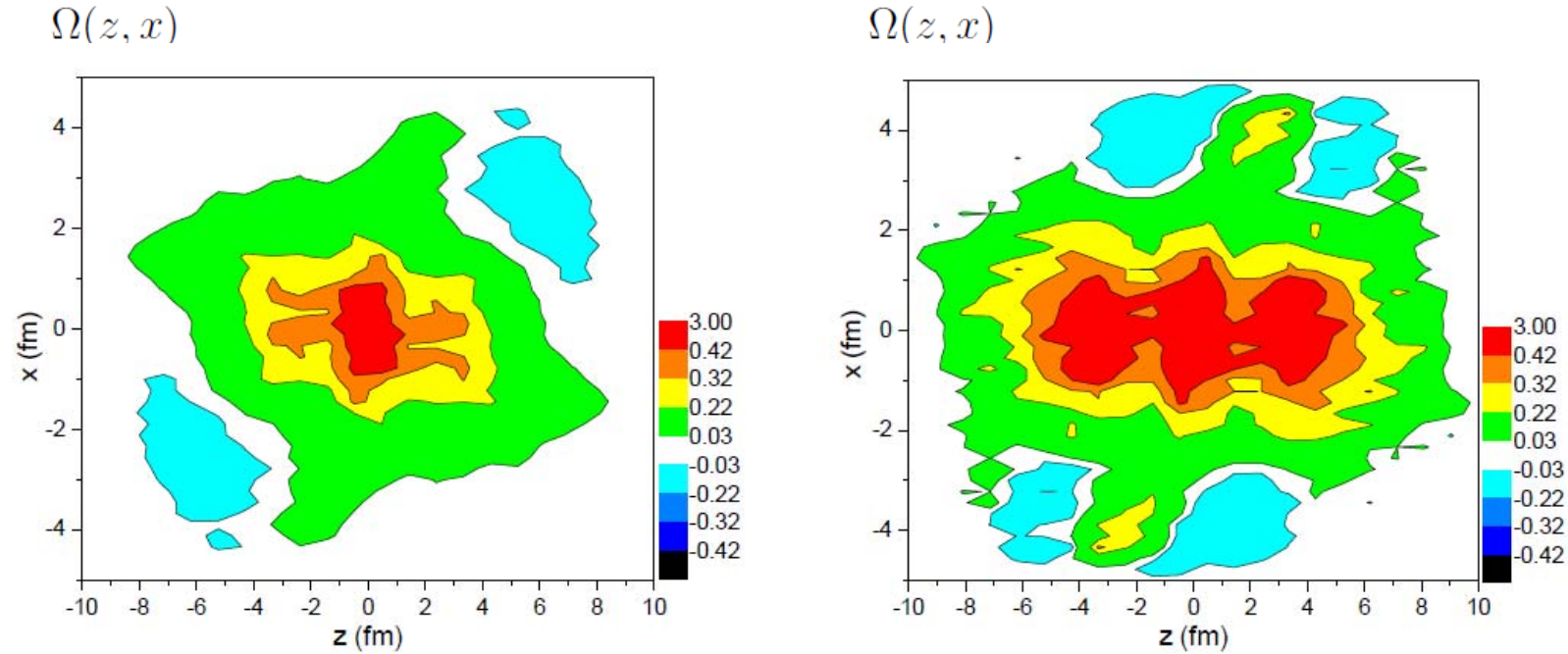


FIG. 5: The classical (left) and relativistic (right) weighted vorticity calculated for all $[x-z]$ layers at $t=3.56$ fm/c. The collision energy is $\sqrt{s_{NN}} = 2.76$ TeV and $b = 0.7b_{max}$, the cell size is $dx = dy = dz = 0.4375$ fm. The average vorticity in the reaction plane is $0.0538 / 0.10685$ for the classical / relativistic weighted vorticity respectively.

the surface element $S(t)$. Then we can describe the *circulation* along

$$\Gamma(C(t)) = \oint_{C(t)} \mathbf{v} \cdot d\mathbf{l} = \int \int_{S(t)} \vec{\omega} \cdot \mathbf{n} dS$$

where ω is the vorticity

$$\vec{\omega} = \mathbf{rot} \mathbf{v}$$

The circulation is conserved for perfect incompressible classical fluids.

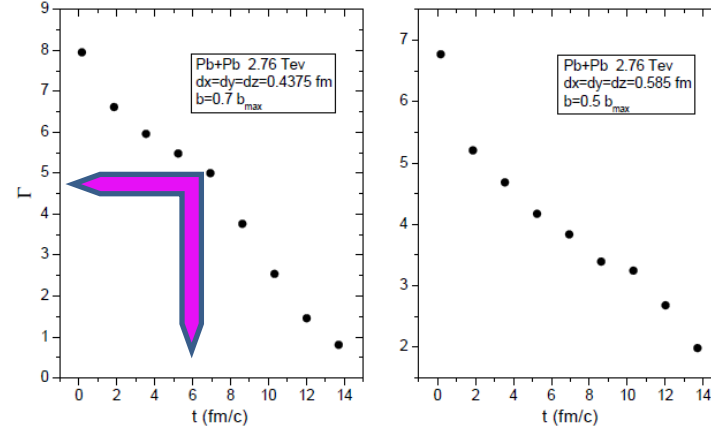
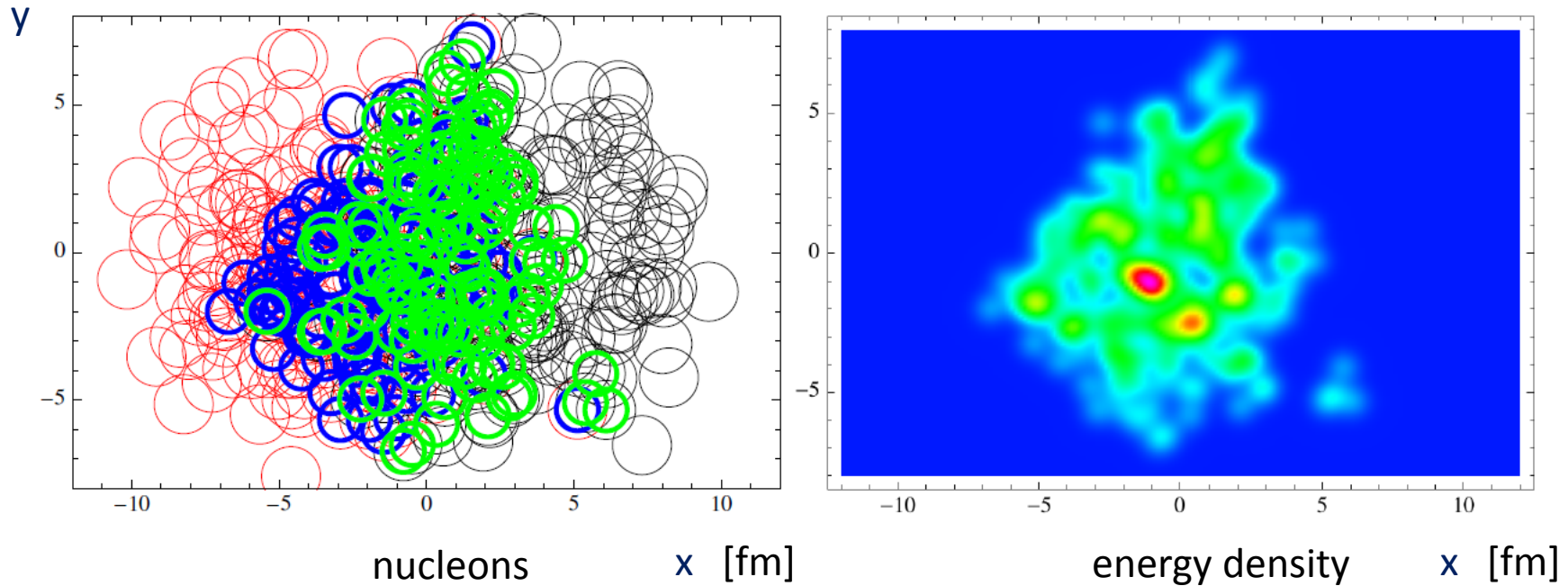


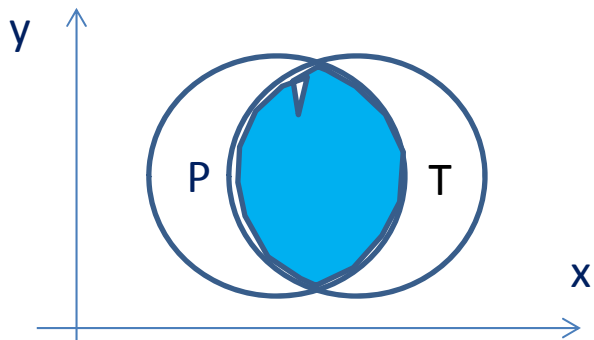
FIG. 7: The time dependence of classical circulation, $\Gamma(t)$, in units of $[\text{fm c}]$, calculated for all $[x-z]$ layers and then taking the average of the circulations for all layers. The collision energy is $\sqrt{s_{NN}} = 2.76 \text{ TeV}$ and $b = 0.7b_{max}$, the cell size is $dx = dy = dz = 0.4375 \text{ fm}$ (left). For comparison another initial state configuration was also tested for the same collision energy but $b = 0.5b_{max}$, the cell size is $dx = dy = dz = 0.585 \text{ fm}$ (right). This configuration shows also the rotation, but due to its less favorable parameters it does not show the KHI. Although at this impact parameter, which is less peripheral the reaction plane has a larger area filled with matter, nevertheless the initial classical circulation is less by about 15%. For the more peripheral case with smaller numerical viscosity the circulation decreases with time faster and the circulation for the two cases becomes equal around $t = 10 \text{ fm/c}$.

Onset of turbulence around the Bjorken flow

S. Floerchinger & U. A. Wiedemann, JHEP 1111:100, 2011; arXiv: 1108.5535v1



- Transverse plane $[x,y]$ of a Pb+Pb HI collision at $\sqrt{s_{NN}} = 2.76$ TeV at $b = 6$ fm impact parameter
- Longitudinally $[z]$: **uniform** Bjorken flow, (expansion to infinity), depending on τ only.

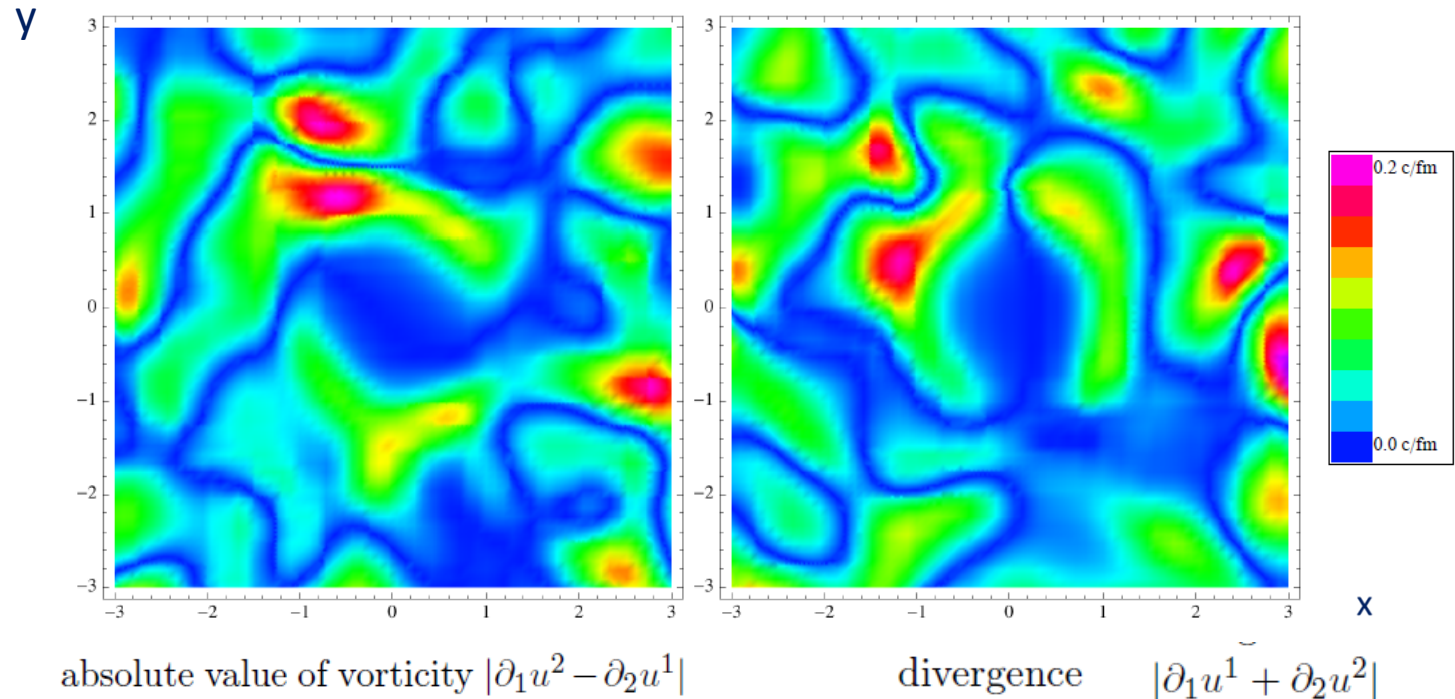


Green and **blue** have the same longitudinal speed (!) in this model. Longitudinal shear flow is omitted.

Onset of turbulence around the Bjorken flow

S. Floerchinger & U. A. Wiedemann, JHEP 1111:100, 2011; arXiv: 1108.5535v1

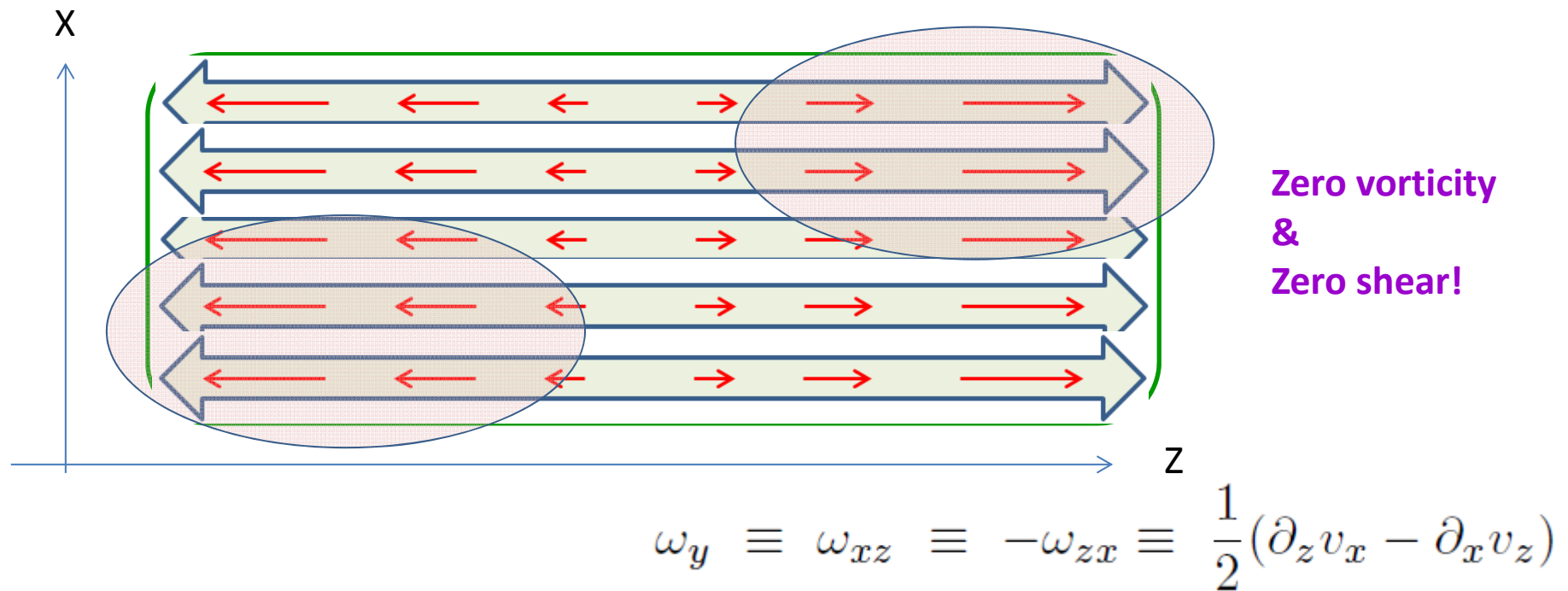
Max
= 0.2
c/fm



- Initial state Event by Event vorticity and divergence fluctuations.
- Amplitude of random vorticity and divergence fluctuations are the same
- In dynamical development viscous corrections are negligible (→ no damping)
- Initial transverse expansion in the middle ($\pm 3\text{fm}$) is neglected (→ no damping)
- High frequency, high wave number fluctuations **may feed** lower wave numbers

Typical I.S. model – scaling flow

The same longitudinal expansion velocity profile in the whole [x,y]-plane !
 No shear flow. **No string tension!** Usually **angular momentum is vanishing!**



Such a re-arrangement of the matter density is dynamically not possible in a short time!

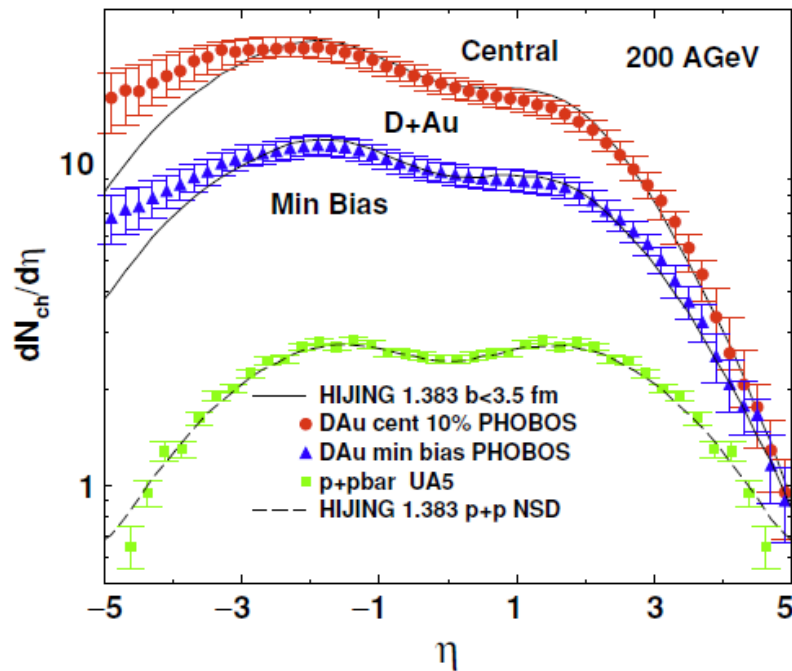
$$\boldsymbol{\omega} \equiv \frac{1}{2} \text{rot } \mathbf{v} = \frac{1}{2} \nabla \times \mathbf{v}$$

Adil & Gyulassy (2005) initial state

x, y, η, τ coordinates \rightarrow Bjorken scaling flow

PHYSICAL REVIEW C 72, 034907 (2005)

Considering a longitudinal “*local relative rapidity slope*”, based on observations in D+Au collisions:



\rightarrow

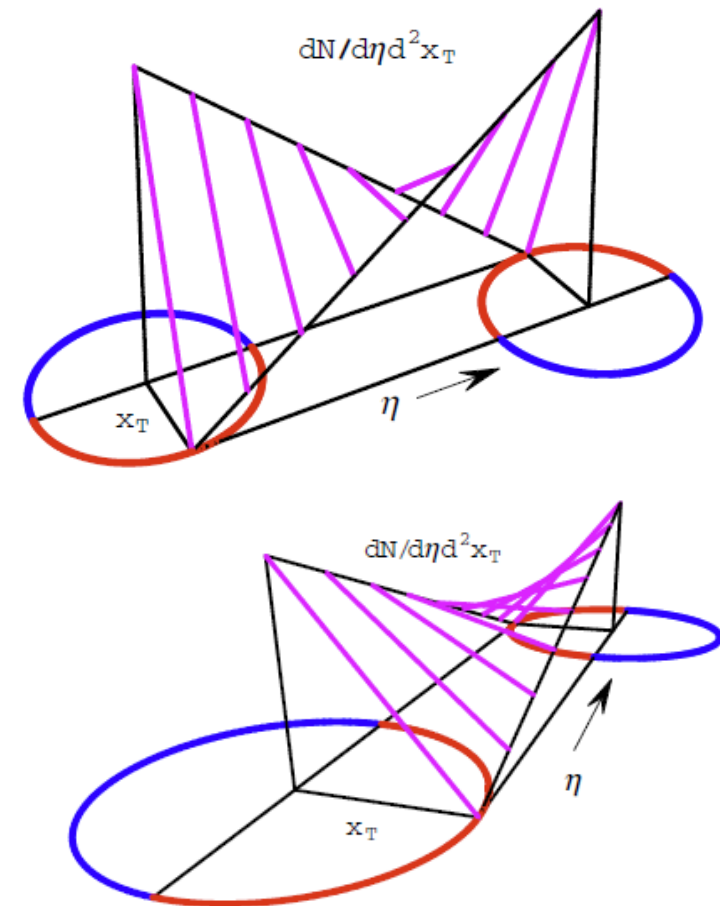


FIG. 2. (Color online) Asymmetric pseudorapidity distributions of charged hadrons produced in D+Au minimum bias and central 0–10% reactions at 200A GeV from PHOBOS [12] are compared to $p+\bar{p}$ data from UA5 [13]. The curves show predictions using the HIJING v1.383 code [14,15].

Summary

- The I.S. is decisive in causing global collective flow
- Consistent I.S. is needed based on a dynamical picture, satisfying causality, etc.
- Several I.S. models exist, some of these are oversimplified beyond physical principles.
- Experimental outcome strongly depends on the I.S.

Thank you

