

# XXII. International Workshop on Deep-Inelastic Scattering and Related Subjects



Nataliia Zakharchuk  
on behalf of the  
ZEUS collaboration



28 April - 2 May, Warsaw

## Measurement of $D^*$ photoproduction at three different centre-of-mass energies at HERA

# Outline

## \* Introduction

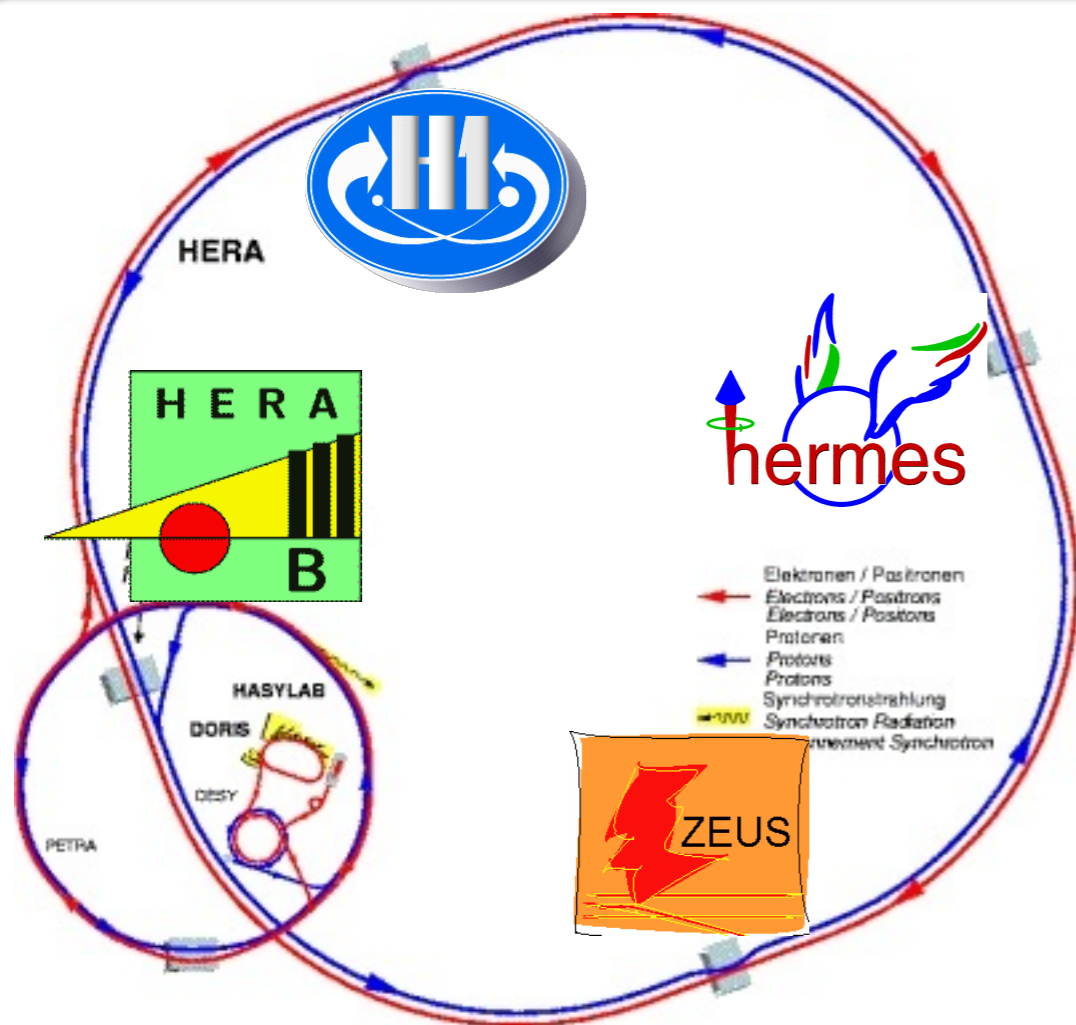
- ▶ HERA accelerator
- ▶ ZEUS detector
- ▶ Heavy flavour production

## \* Measurement of $D^{*\pm}$ meson production

- ▶ Event selection and  $D^*$  signal extraction
- ▶ Comparison data and MC
- ▶ Centre-of-mass energy dependence of the ratios of the visible cross section

## \* Summary

# The HERA ep collider (1992 - 2007)



- located at Hamburg, Germany;
- operated during 1992-2007;
- two data-taking periods:
  - ➔ HERA I (1992-2000)
  - ➔ HERA II (2003-2007)

**HERA operated with 4 different proton beam energies ( $E_p$ ):**

## **HERA II:**

- 920 GeV - High Energy Run (**HER**);
- 575 GeV - Middle Energy Run (**MER**);
- 460 GeV - Low Energy Run (**LER**);

## **HERA I:**


- 1992-1997 years - energy 820 GeV;
- and electron beam energy ( $E_e$ ): 27.5 GeV

## **Four interaction regions:**

**H1, ZEUS, HERMES and HERA-B**

# ZEUS detector

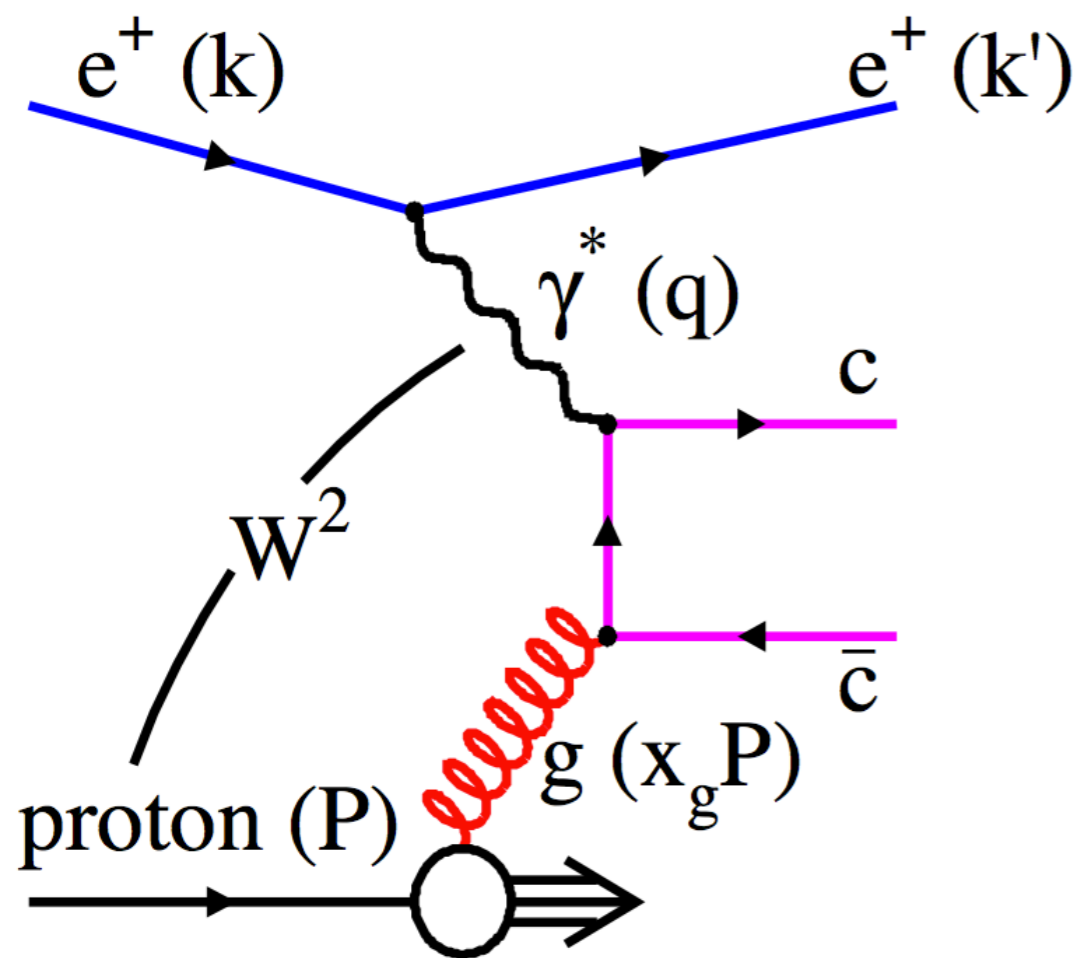
- Micro-Vertex silicon detector
- Central Tracking detector
- Uranium Calorimeter



- Collected  $\sim 0.5 \text{ fb}^{-1}$  of integrated luminosity by each of ZEUS and H1

# Heavy Flavor Production

- Charm and beauty quarks are produced at HERA mainly through the photon-gluon fusion process → sensitive to the gluon density in the proton



- The large masses of the  $c$  and  $b$  quarks provide (additional) hard scales for pQCD calculations

- $Q^2$  – virtuality of the exchanged photon  
 $Q^2 = -q^2 = -(k - k')^2$
- $x$  – Bjorken scaling variable:  $x = \frac{Q^2}{2P \cdot q}$
- $y$  – inelasticity:  $y = \frac{P \cdot k}{P \cdot q}$
- $s$  – centre-of-mass energy:  $s = (k + P)^2$

$Q^2 < 1 \text{ GeV}^2$  - **Photoproduction:**  
 - Quasi-real photon exchanged  
 - No scattered electron in detector

# Motivation

Heavy quark production provides an opportunity to study perturbative QCD.

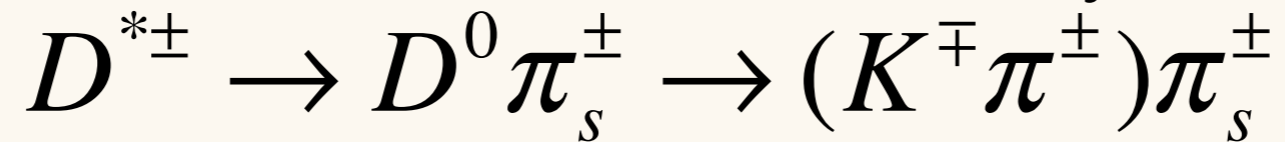
Investigate the dependence of charm production on the ep centre-of-mass energy and compare with NLO QCD.

This will enhance confidence in the use of NLO QCD predictions for the LHeC.

Variation of cross section on  $\sqrt{s}$  should be sensitive to the gluon distribution in the proton.

# Event selection

Measurement of charm contained  $D^*$  meson production by the full reconstruction of the decay :



ZEUS, 2006 / 2007 years;

Photoproduction ( $Q^2 < 1 \text{ GeV}^2$ )

Phase Space:

$$130 < W_{\text{HER}} < 285 \text{ GeV}$$

$$103 < W_{\text{MER}} < 225 \text{ GeV} \quad 0.167 < y < 0.802$$

$$92 < W_{\text{LER}} < 201 \text{ GeV}$$

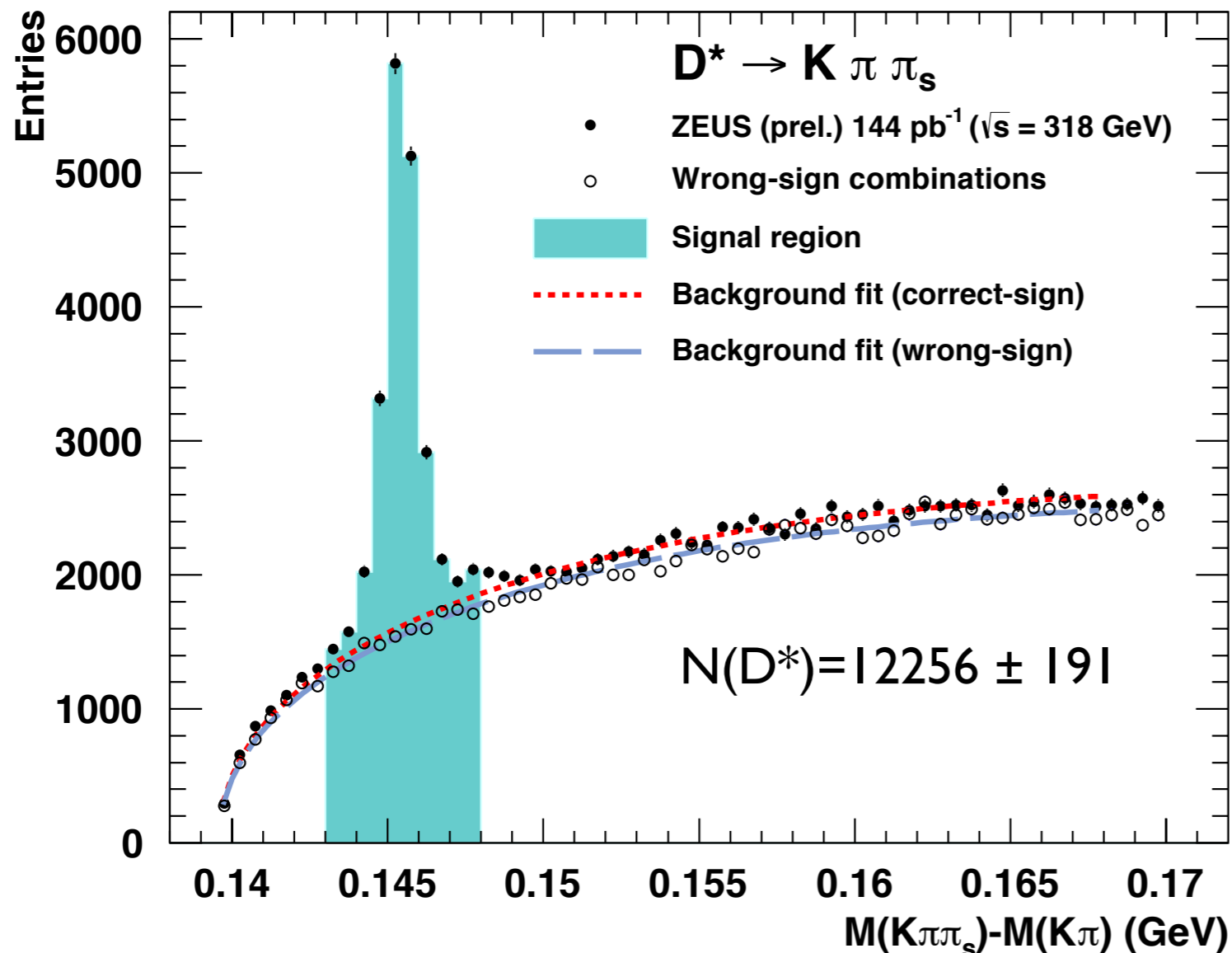
$$1.9 < p_{\text{T}}(D^*) < 20 \text{ GeV}$$

$$|\eta(D^*)| < 1.6$$

# D\* signal extraction

- The background estimation was obtained by fitting simultaneously correct-sign and wrong-sign distribution in the range  $\Delta M < 0.168$  GeV;
- Fit was done with Granet function for **WS**:  $G(x) = Ax^B e^{-Cx}$ ;  $x = (\Delta M - m_\pi)$  and with Granet multiplied by normalization factor (D) for **CS**:  $G' = D \cdot G(x)$ ;

## ZEUS



### - Number of D\*:

$$N^{D^*} = \sum_{y1}^{y2} N_{CS} - \int_{y1}^{y2} G'(y) dy;$$

$y1 = 0.143; y2 = 0.148$

**HER: L=144pb<sup>-1</sup>**



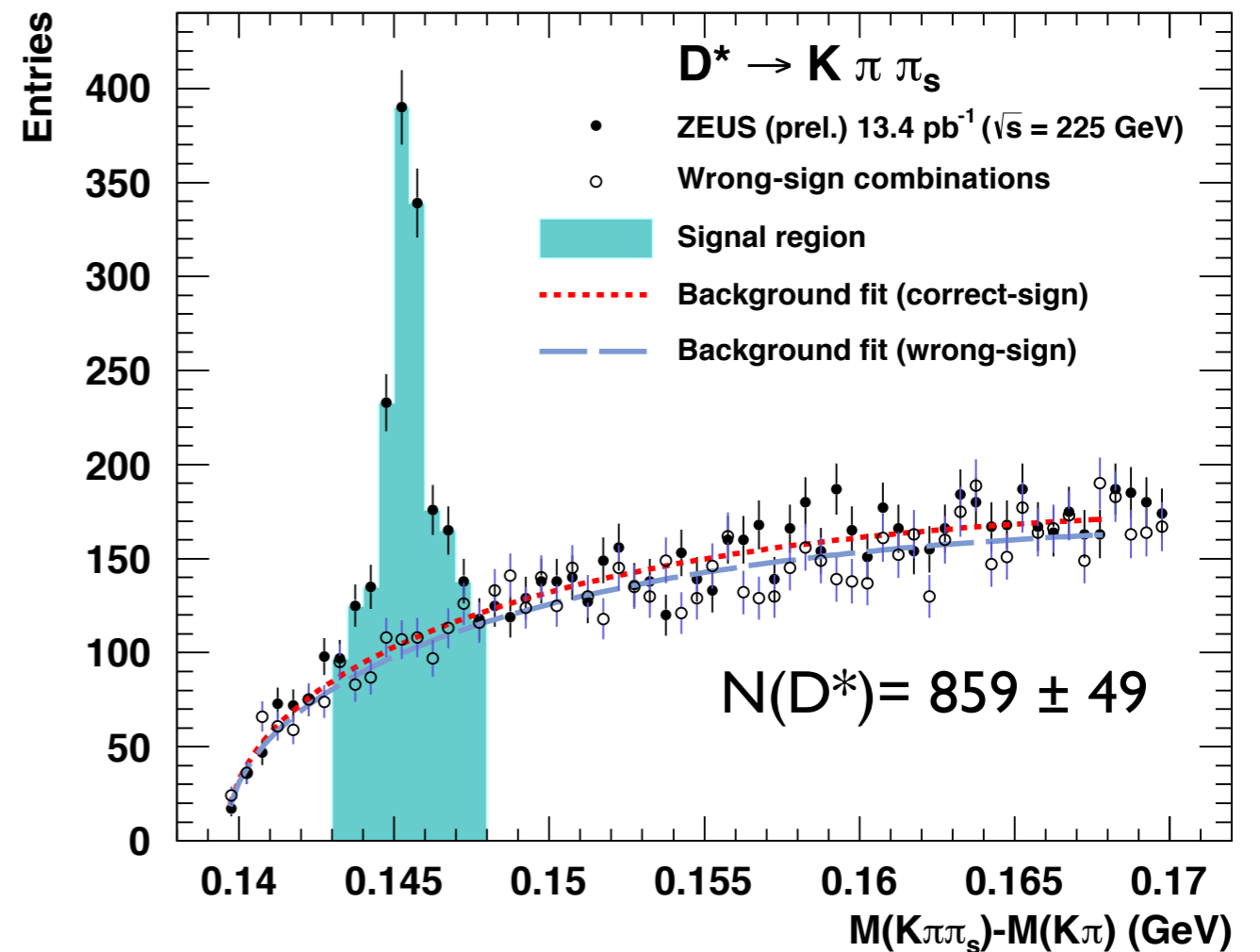
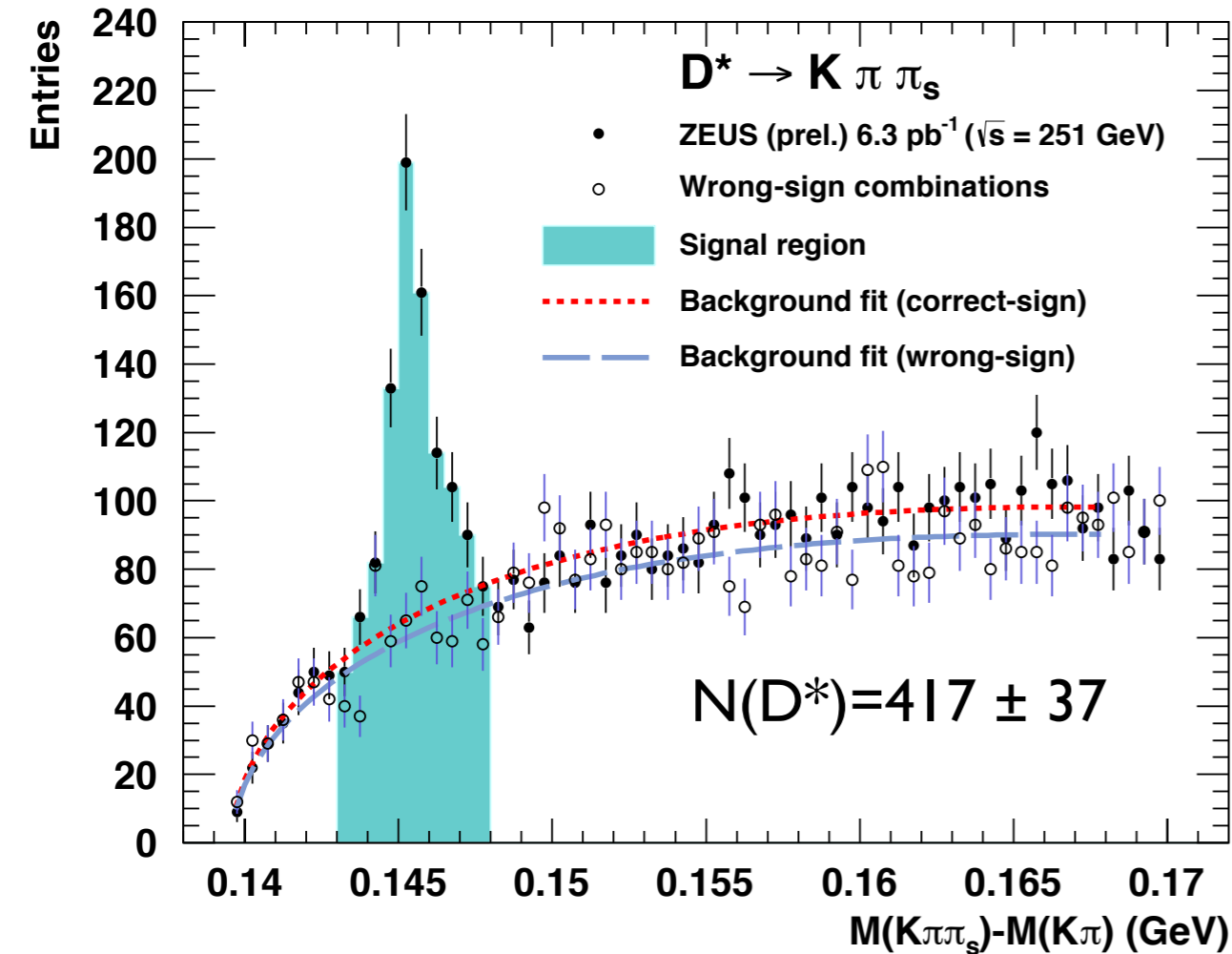
# The distribution of the $\Delta(M)$ for data for MER&LER

MER:  $L=6.3\text{pb}^{-1}$

LER:  $L=13.4\text{pb}^{-1}$

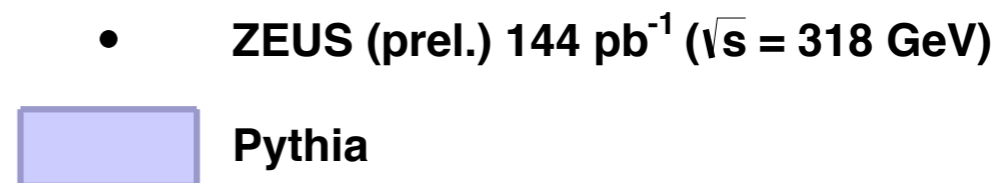
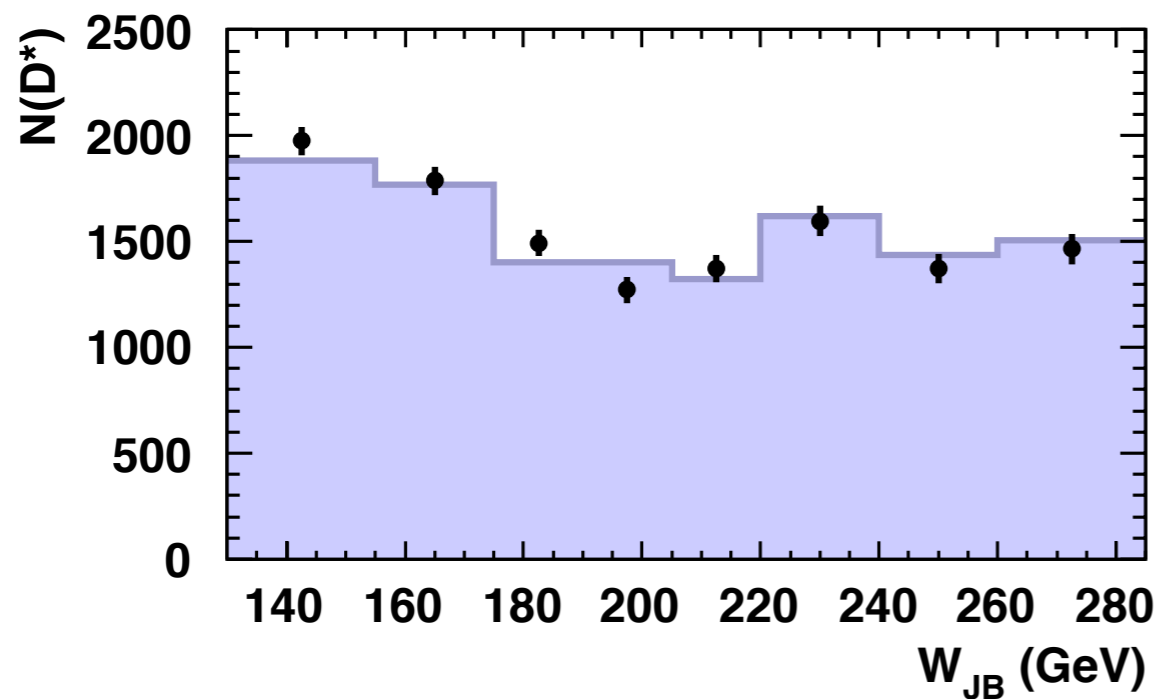
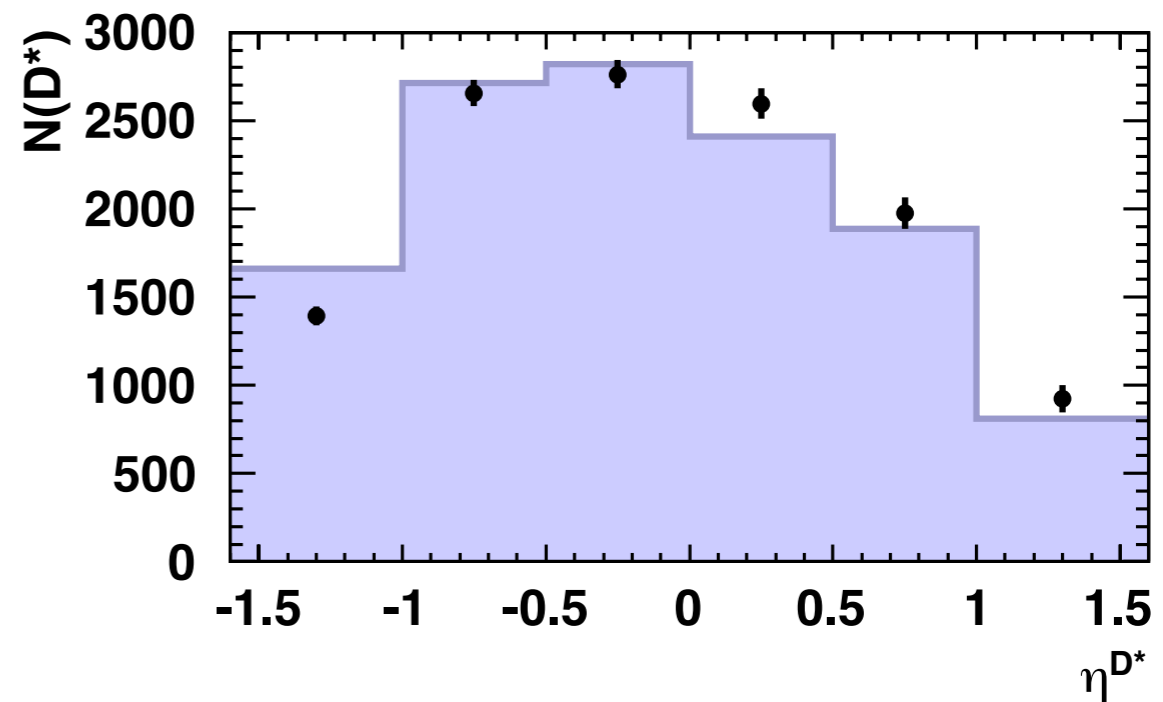
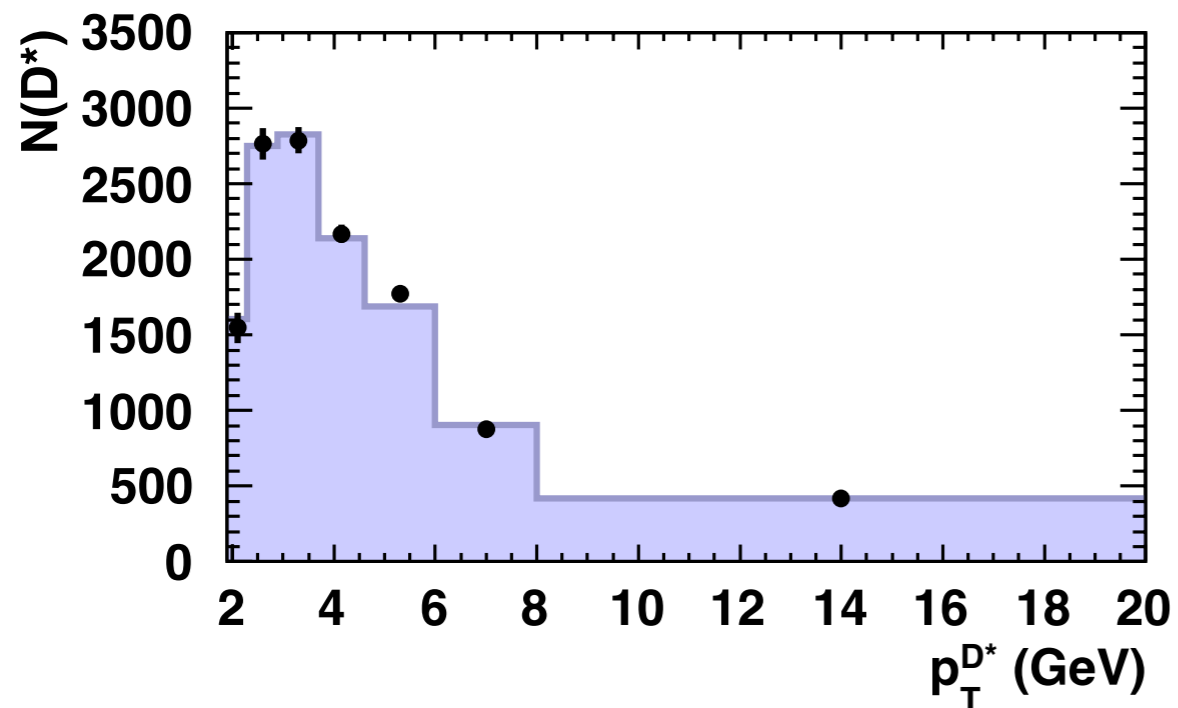
ZEUS

ZEUS



# Control plots for HER

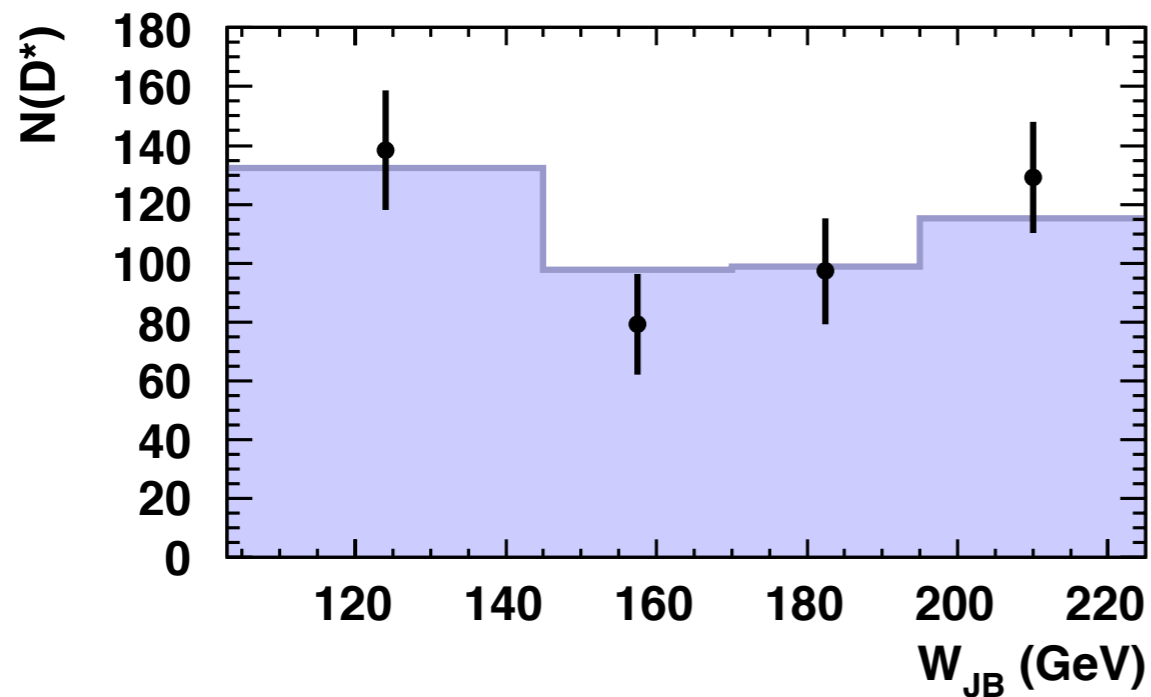
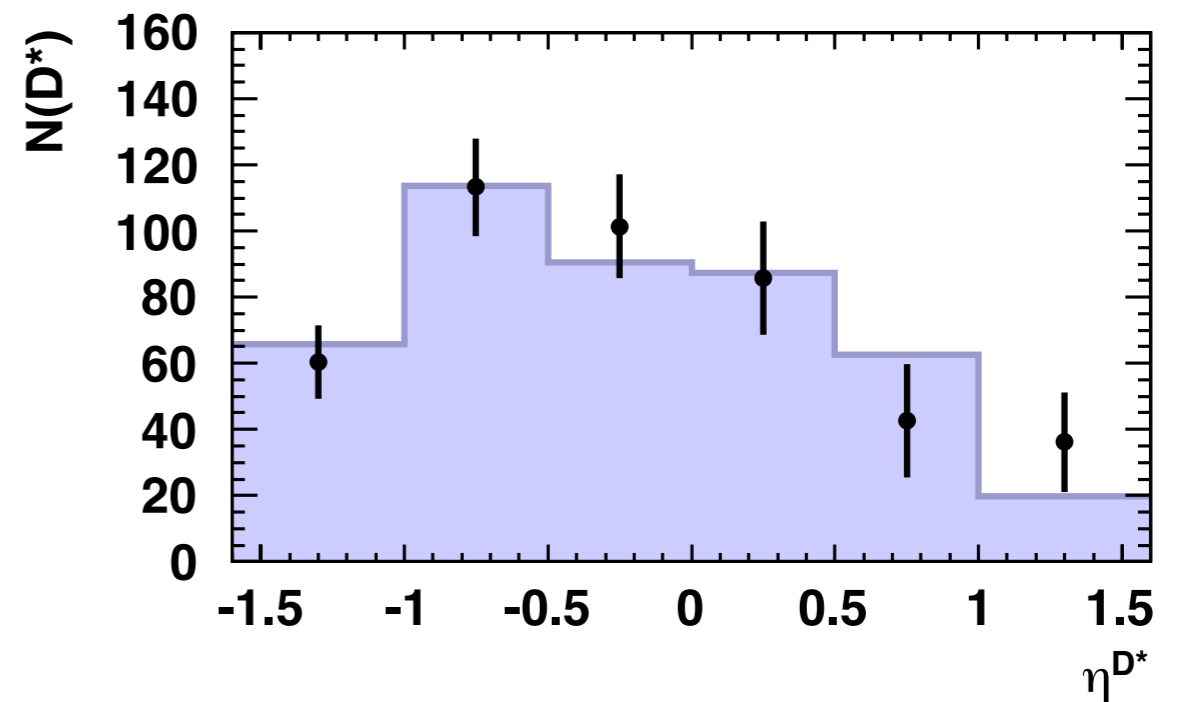
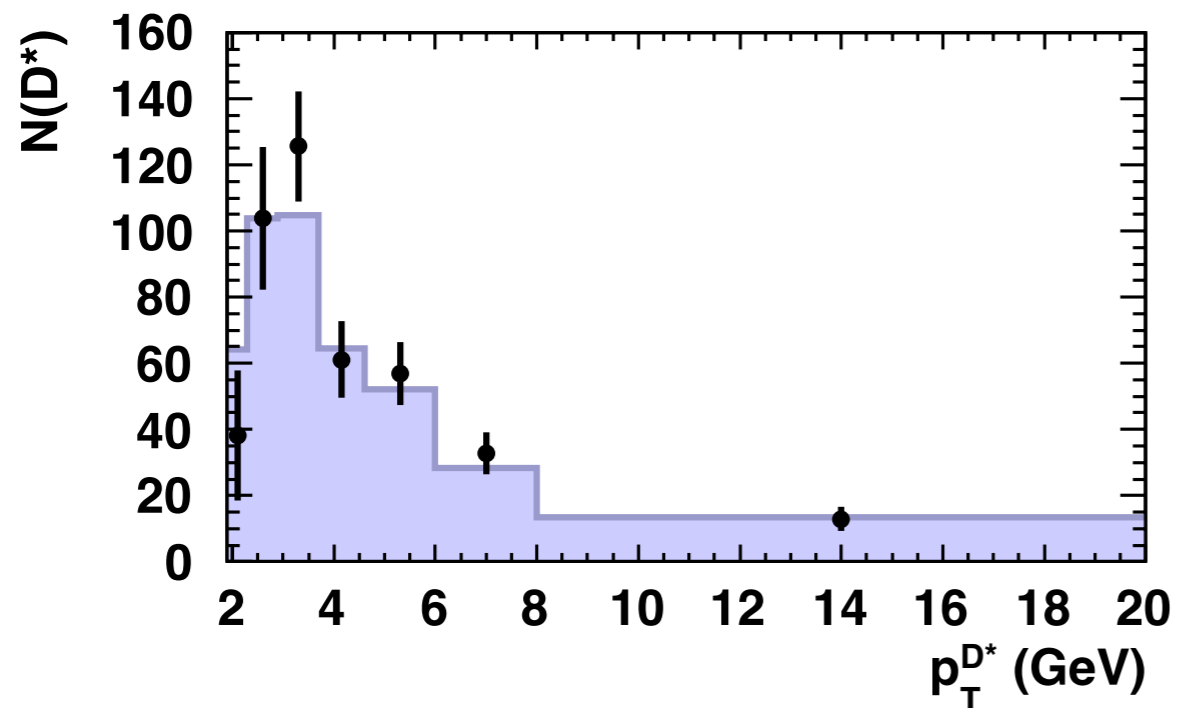
## ZEUS



**MC gives a good enough description of the data to be used for the acceptance corrections**

# Control plots for MER

## ZEUS

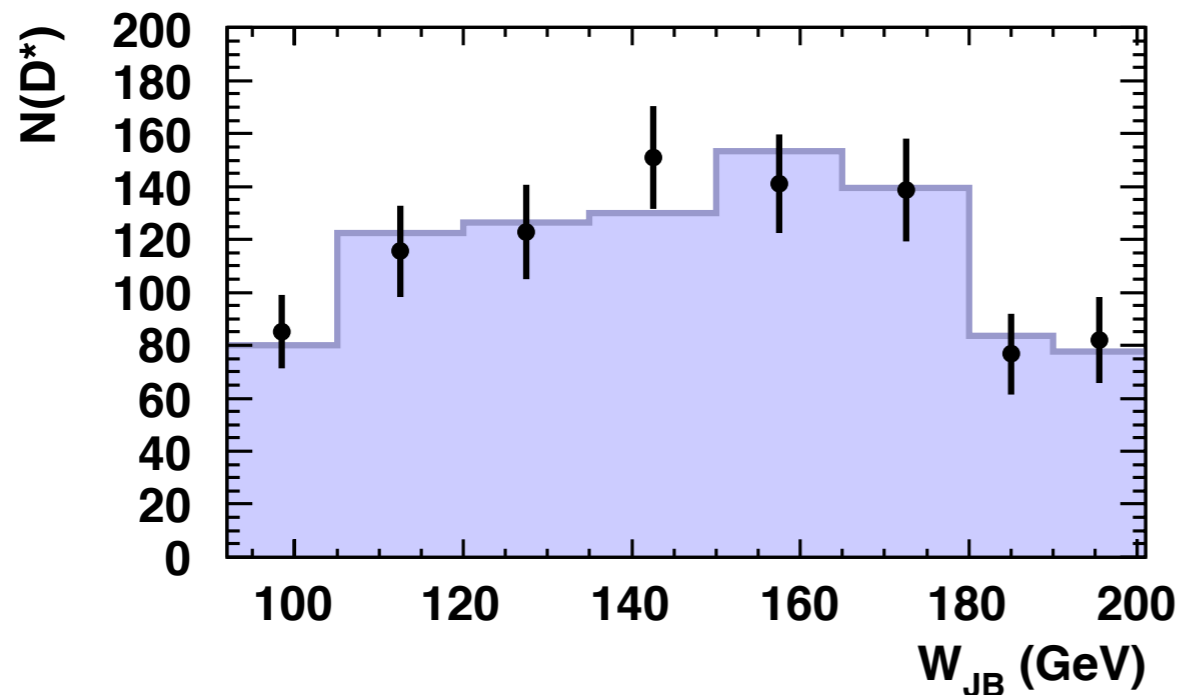
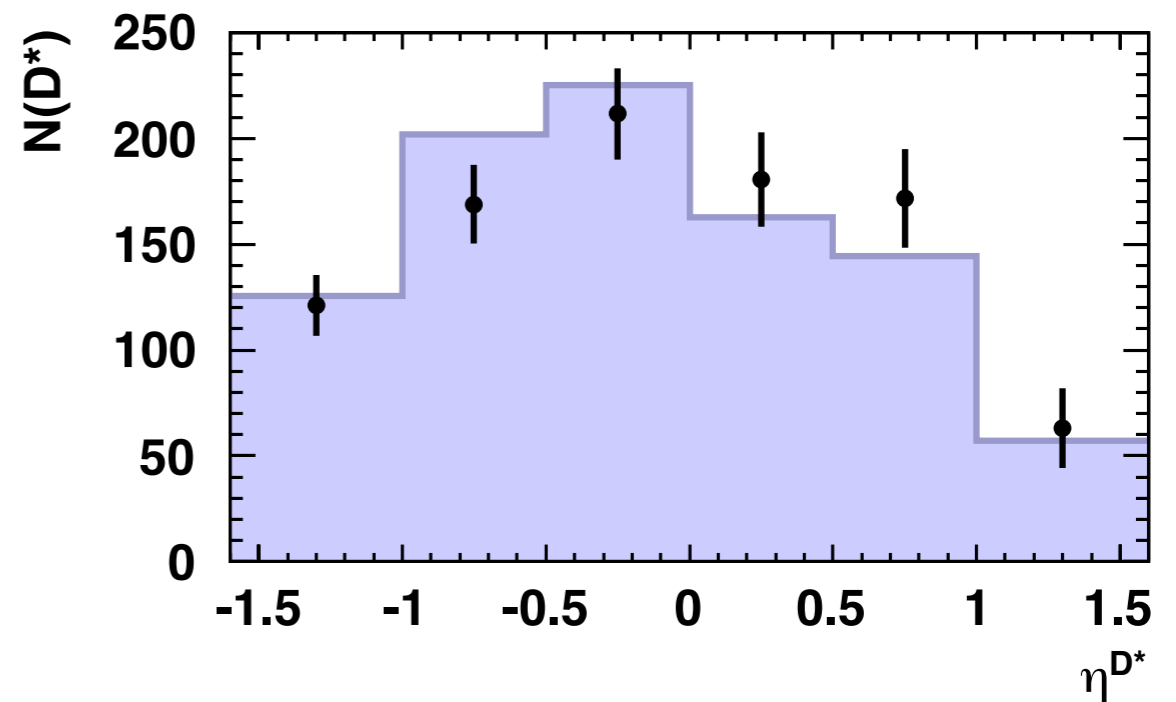
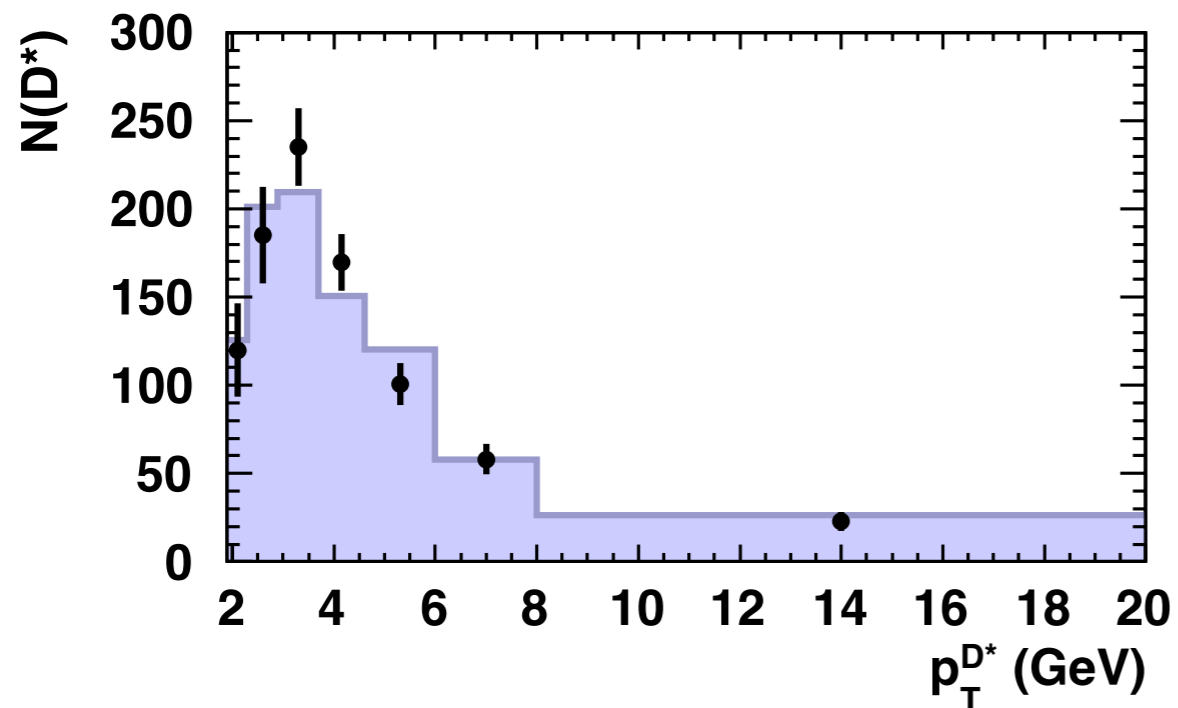


• ZEUS (prel.)  $6.3 \text{ pb}^{-1}$  ( $\sqrt{s} = 251 \text{ GeV}$ )  
Pythia

**MC gives a good enough description of the data to be used for the acceptance corrections**

# Control plots for LER

## ZEUS



• ZEUS (prel.)  $13.4 \text{ pb}^{-1}$  ( $\sqrt{s} = 225 \text{ GeV}$ )  
Pythia

**MC gives a good enough description of the data to be used for the acceptance corrections**

# Cross section definition

$$\text{Visible cross section: } \sigma_{vis.}(D^*) = \frac{N^{data}(D^*)}{L \cdot Br \cdot \alpha}$$

Where  $L$  - luminosity,  $Br = B(D^* \rightarrow D^0 \pi) \times B(D^0 \rightarrow K \pi) = 0.0263$  - branching ratio,  
 $\alpha$  - detector acceptance

**Ratio of the visible cross section:**

$$R_\sigma = \frac{\sigma_i}{\sigma_{HER}}, i = HER, MER, LER$$

- 📌 Measurement of ratios provide cancellation of few courses of systematic uncertainties, both in data and theoretical predictions;
- 📌 The total systematics are about  $\pm 5\%$  in data and a few % in theory;

# NLO QCD prediction (FMNR)

→ NLO QCD calculation of charm photoproduction was developed by Frixione et al.

## Fixed-flavor-number scheme (FFNS):

- the number of active flavours is fixed (only the light quarks u, d, s and the gluon are included in the proton);
- takes heavy quark masses into account;
- reliable in the region  $Q^2 \sim m_c^2$

## Parameter settings for NLO QCD calculation:

**Strong coupling constant** :  $\alpha_s(M_Z) = 0.118$ ,

**mass of c quarks**:  $m = 1.5 \text{ GeV}$

**Fragmentation fraction**  $f(c \rightarrow D^*) = 0.237$

**PDFs** : proton - ZEUS-S FFNS

photon - GRV-G HO

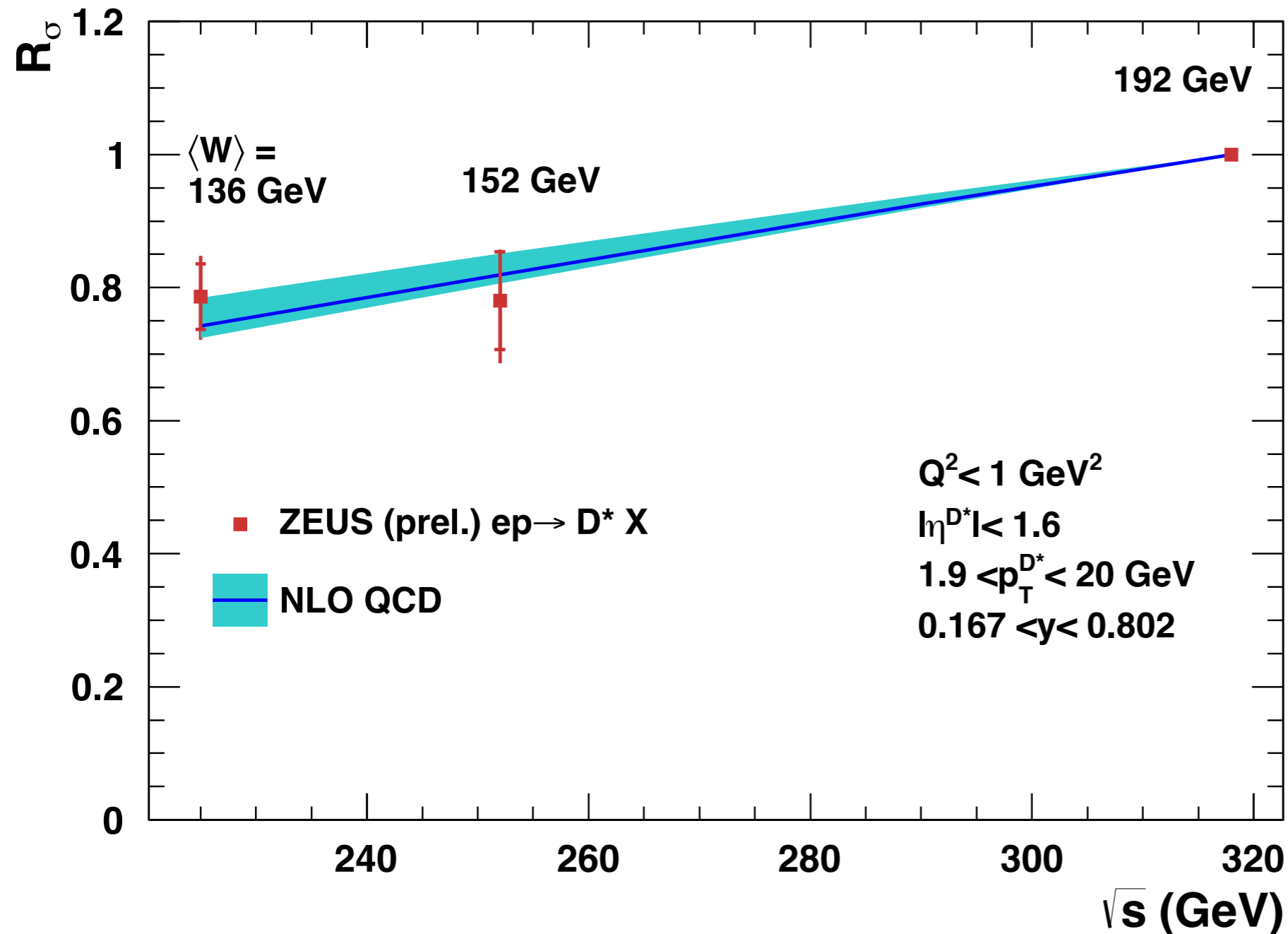
**Peterson fragmentation function**:  $\varepsilon = 0.079$

**Scales were set to**  $\mu = \sqrt{m_c^2 + \hat{p}_T^2}$

The predictions uncertainties were obtained through variation of the setting parameters

# Result: Ratios of the visible total cross section

## ZEUS



$\langle W \rangle$  - mean value of the  $W$  from generated MC;

- ➔ The data increases with increasing  $ep$  centre-of-mass energy.
- ➔ This behaviour is predicted well by NLO QCD.

# Summary

- \* The dependence of  $D^*$  photoproduction on the ep centre-of-mass energy is measured for the first time at HERA.
- \* The  $D^*$  cross sections increase with  $\sqrt{s}$ .
- \* This is predicted well by perturbative QCD, demonstrating consistency of the gluon distribution probed here with that extracted in fits to the proton PDFs and enhancing confidence in predictions for future higher energy ep colliders.



**Thank you for your attention!**