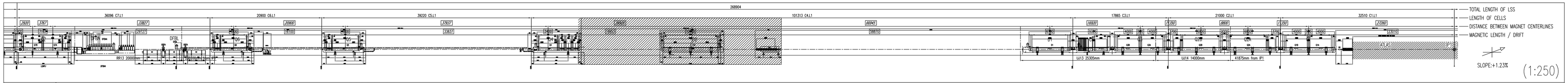

(1:250)

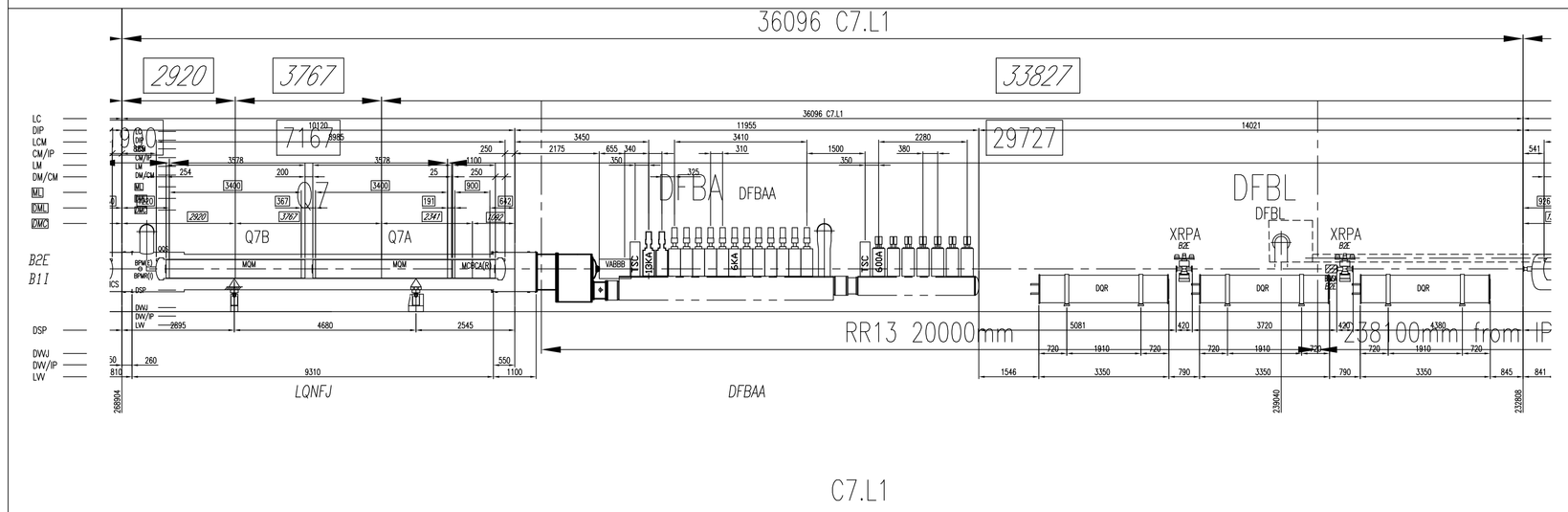

C7.L1

(1:75)

LENGTH OF CELL	LC
DISTANCE BETWEEN INTERCONNECT VIRTUAL PLANES	DIP
LENGTH OF COLD MASS	LCM
DISTANCE COLD MASS/INTERCONNECT VIRTUAL PLANE	CM/IP
LENGTH OF MAGNET	LM
DISTANCE MAGNET/COLD MASS	DM/CM
MAGNETIC LENGTH (OPERATING CONDITIONS)	ML
DISTANCE BETWEEN MAGNETIC LENGTHS, OR BETWEEN MAGNETIC LENGTH AND INTERCONNECT VIRTUAL PLANE (OPERATING CONDITIONS)	DML
DISTANCE BETWEEN MAGNETIC CENTERLINES OR INTERCONNECT VIRTUAL PLANE (OPERATING CONDITIONS)	DMC
DISTANCE BETWEEN SUPPORT POSTS	DSP
DISTANCE BETWEEN VACUUM VESSEL JACKS	DWJ
DISTANCE VACUUM VESSEL/INTERCONNECT VIRTUAL PLANE	DW/IP
LENGTH OF VACUUM VESSEL	LW

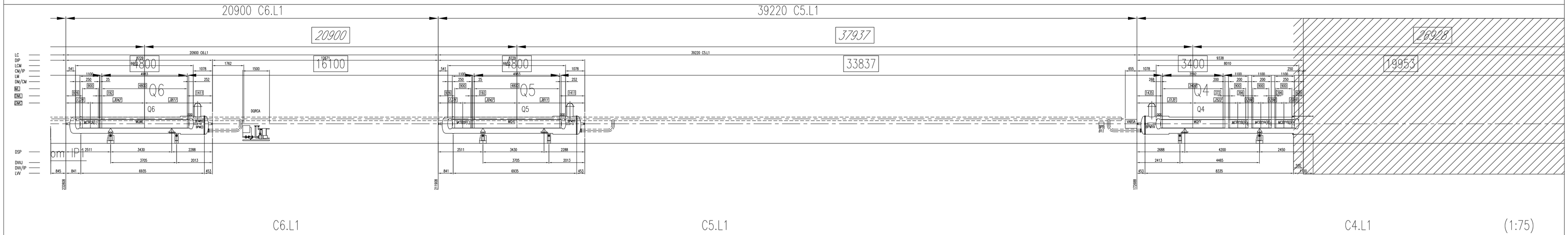

C6.L1 C5.L1 C4.L1

(1:75)

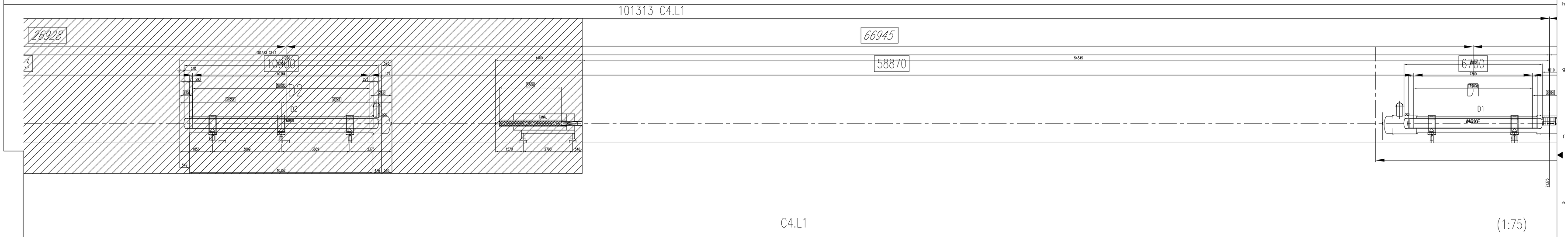

C4.L1

(1:75)

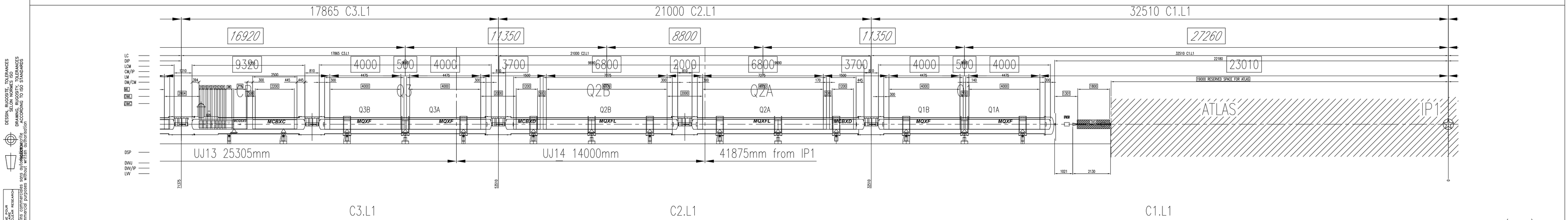

C3.L1 C2.L1 C1.L1

(1:75)

B2E: BEAM 2 EXTERIOR
B1I: BEAM 1 INTERIOR

ALL DIMENSIONS ARE AT 293K, EXCEPT THE MAGNETIC LENGTHS AND DISTANCES BETWEEN THEM, WHICH ARE AT OPERATING CONDITIONS.

* DIMENSIONS TO BE DEFINED

High Luminosity Long Straight Section Mechanical Layout	ECHELLE SCALE 1:250 1:50	DES/DRA.	H. PRIN	2013-09-02
IR1 LEFT, CELLS C1.L1 TO C7.L1 HL LHC		CONTROLLED		
IR1 GAUCHE, CELLULES C1.L1 A C7.L1 HL LHC		RELEASED		
		APPROVED		
		LHC\LSXH_0\LSXH_001		
		REMPLACE/REPLACES		
NON VALABLE POUR EXECUTION NOT VALID FOR EXECUTION	QAC –	LHCLSXH_0001	SIZE 0	IND.

IND.	DATE	NOM/NAME	ZONE	MODIFICATION

DESSIN, RUGOSITE, TOLERANCES SELON NORMES ISO
DRAWING, RUGOSITY, TOLERANCES ACCORDING TO ISO STANDARDS
ORGANISATION EUROPEENNE POUR LA RECHERCHE NUCLEAIRE
EUROPEAN ORGANIZATION FOR NUCLEAR RESEARCH
Ce dessin ne peut être utilisé à des fins commerciales sans autorisation
This drawing may not be used for commercial purposes without written authorisation