

ATLAS jet veto measurement and jet gap jet events at the LHC

Christophe Royon
IRFU-SPP, CEA Saclay

LHC Forward WG meeting, November 18-20 2013, Cracow

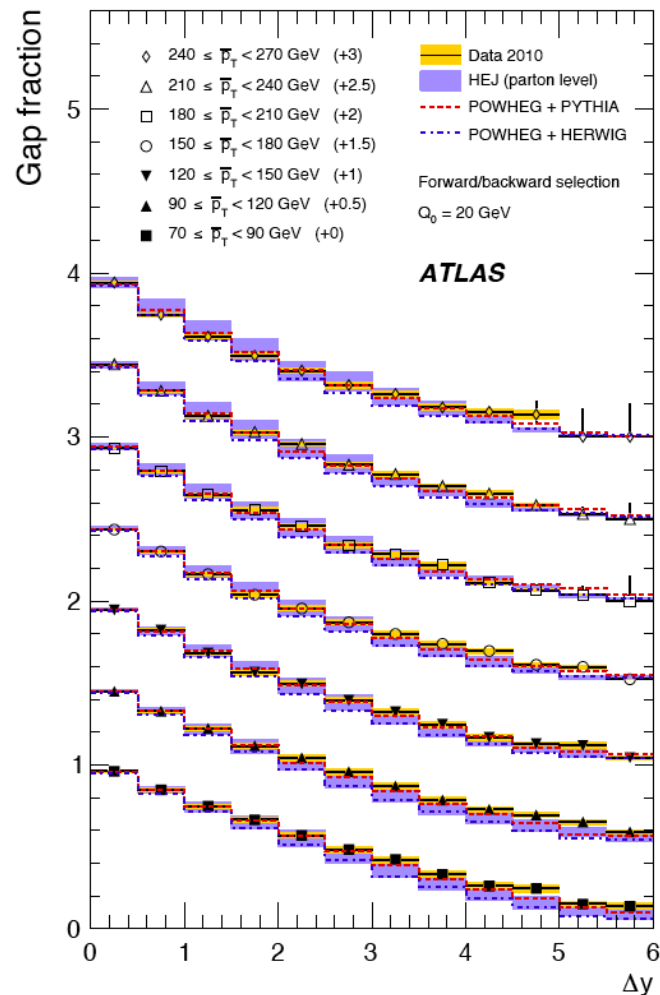
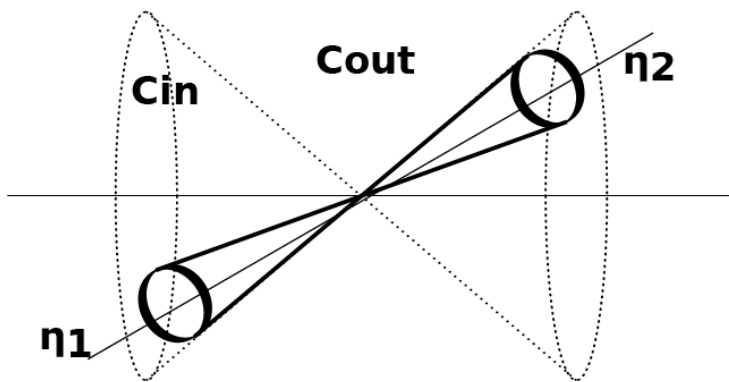
Contents:

- ATLAS jet veto measurement
- Banfi Smye Marchesini equation
- Description of jet veto measurement
- Jet gap jet production

References:

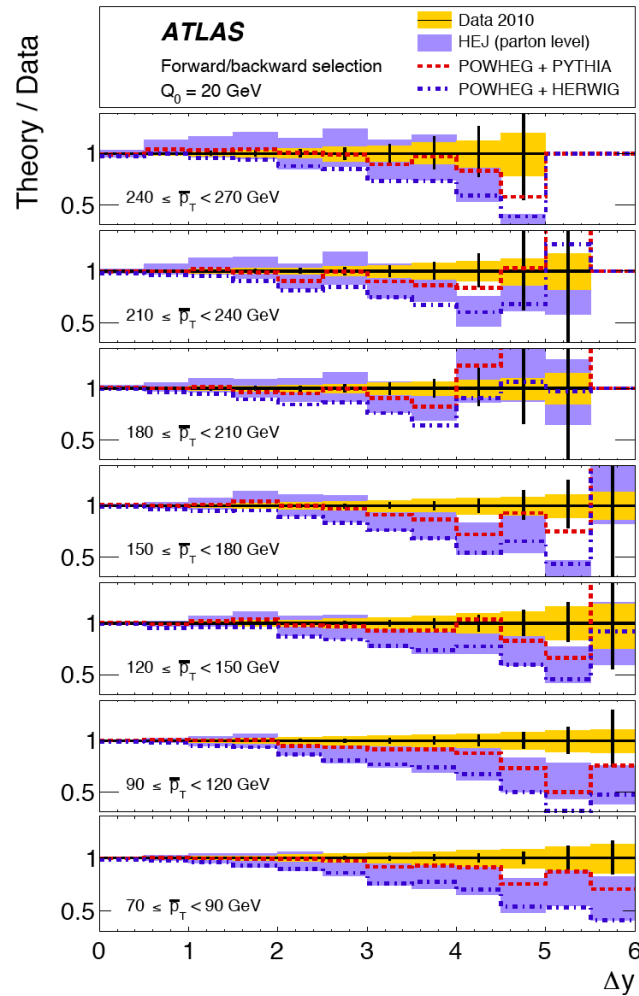
- A QCD description of the ATLAS jet veto measurement Y. Hatta, C. Marquet, C. Royon, G. Soyez, T. Ueda, D. Werder, Phys.Rev. D87 (2013) 5, 054016
- Gaps between jets in double-Pomeron-exchange processes at the LHC C. Marquet, C. Royon, M. Trzebinski, R. Zlebcik, Phys.Rev. D87 (2013) 3, 034010
- Gaps between jets in hadronic collisions O. Kepka, C. Marquet, C. Royon, Phys.Rev. D83 (2011) 034036

ATLAS measurement



- Select events with two high p_T jets, well separated in rapidity by Δy
- Veto on additional jet activity (with $k_T > Q_0$, with $Q_0 \gg \Lambda_{QCD}$) between the two jets
- Measure the “gap” fraction: dijet events with jet veto / total dijet events

Comparison with QCD calculation

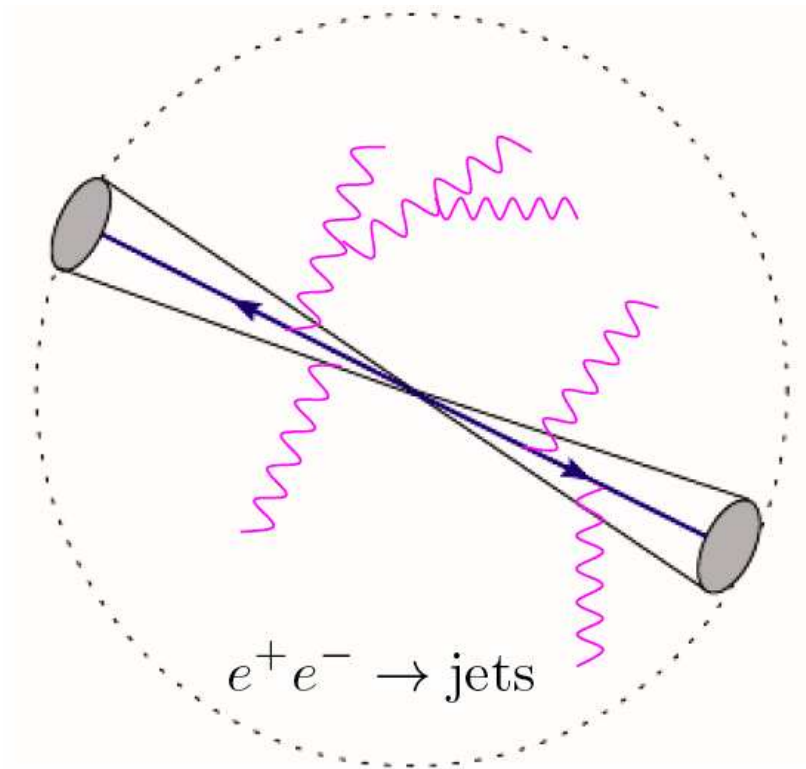


- The standard NLO and parton shower approach (POWHEG + pythia or herwig) fails to describe data

$$\frac{(d\sigma^{2\rightarrow 2} + d\sigma^{2\rightarrow 3})_{p_{T3} < E_{out}}}{d\sigma^{2\rightarrow 2} + d\sigma^{2\rightarrow 3}}$$

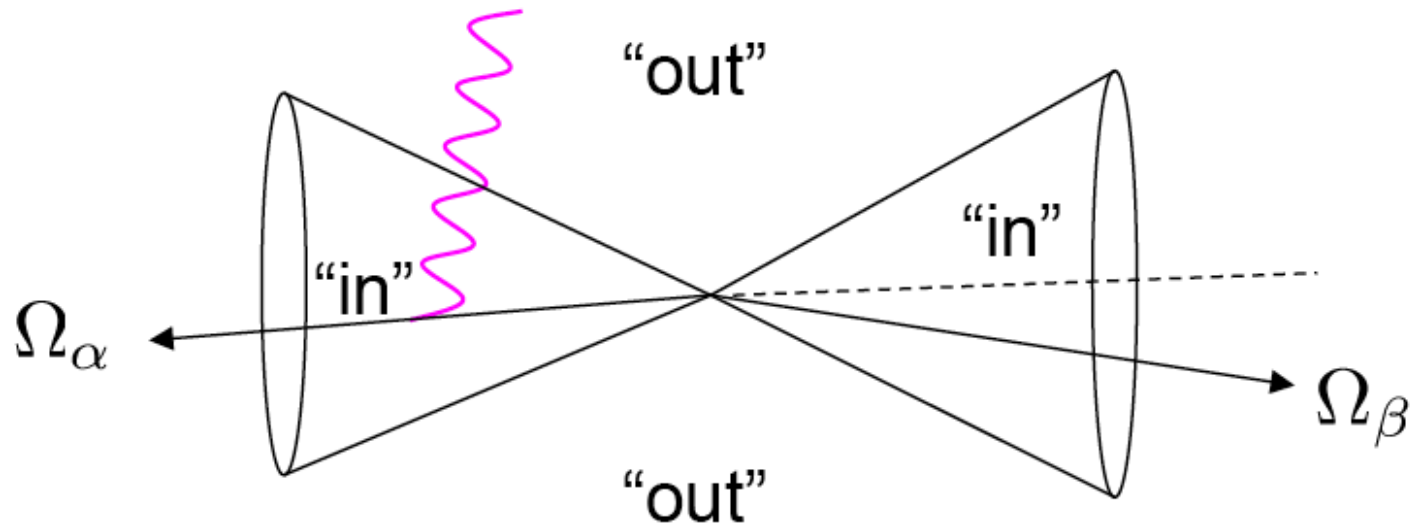
- BFKL resummation (HEJ Monte Carlo) also fails to describe data
- Both approaches miss the resummation of soft gluons at large angles

Gluon emission at large angles



- Resummation of soft gluon emissions at large angle not taken into account in parton showers
- Resummation of soft emissions performed in e^+e^- case: when $p_T \gg E_{out}$, one can resum the soft logarithms $(\alpha_S \log p_T/E_{out})^n$ while requiring that the energy flow into the region between the jets is less than E_{out}

Banfi Marchesini Sme equation



- Compute the probability P_T that the total energy emitted outside the jet cone is less than E_{out}

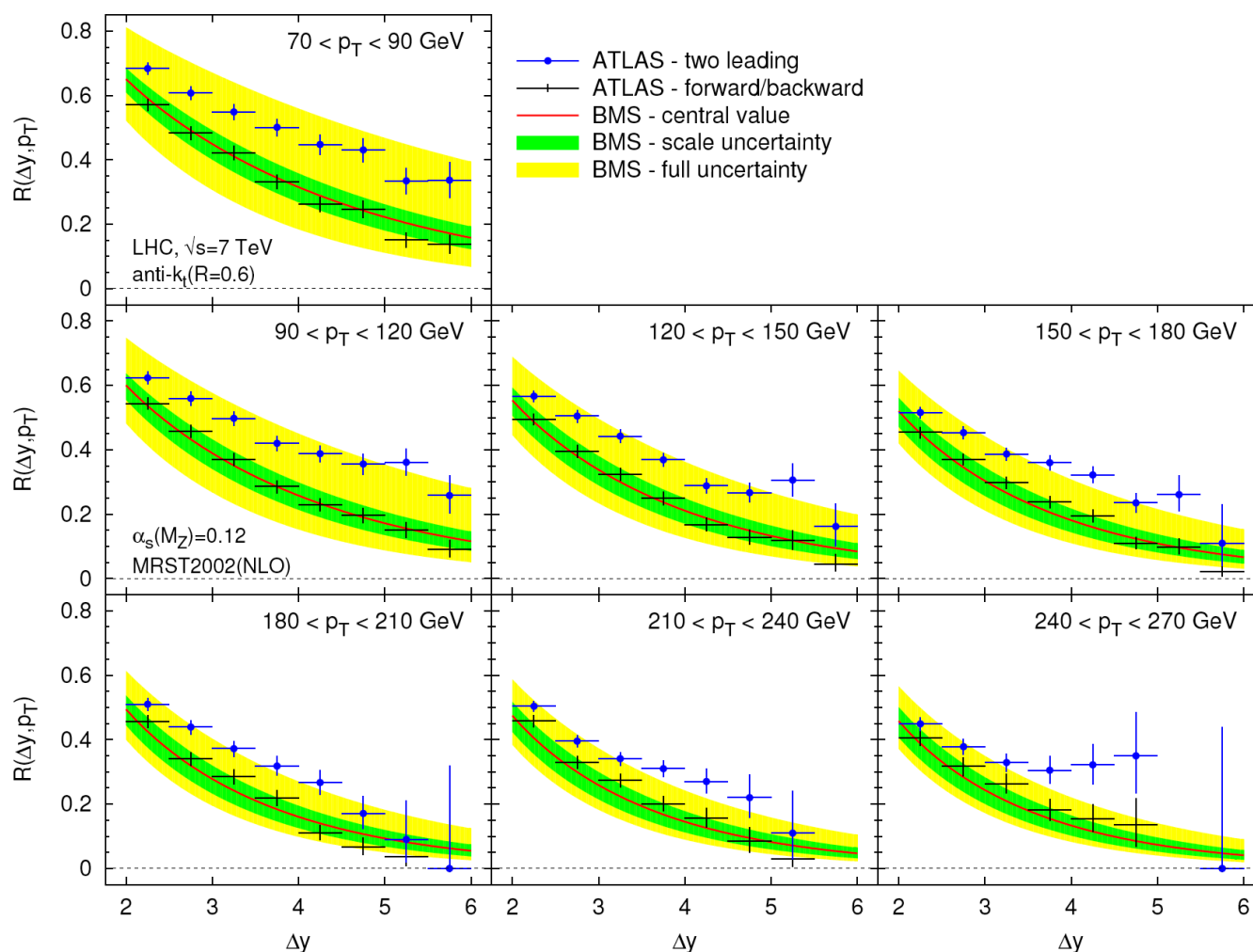
$$\partial_\tau P_T(\Omega_\alpha, \Omega_\beta) = - \int_{\mathcal{C}_{out}} \frac{d^2\Omega_\gamma}{4\pi} \frac{1 - \cos\theta_{\alpha\beta}}{(1 - \cos\theta_{\alpha\gamma})(1 - \cos\theta_{\gamma\beta})} P_T(\Omega_\alpha, \Omega_\beta) \quad \leftarrow \text{Sudakov logs}$$

$$+ \int_{\mathcal{C}_{in}} \frac{d^2\Omega_\gamma}{4\pi} \frac{1 - \cos\theta_{\alpha\beta}}{(1 - \cos\theta_{\alpha\gamma})(1 - \cos\theta_{\gamma\beta})} \left(P_T(\Omega_\alpha, \Omega_\gamma) P_T(\Omega_\gamma, \Omega_\beta) - P_T(\Omega_\alpha, \Omega_\beta) \right)$$

\leftarrow non-global logs
differential probability for the soft gluon emission

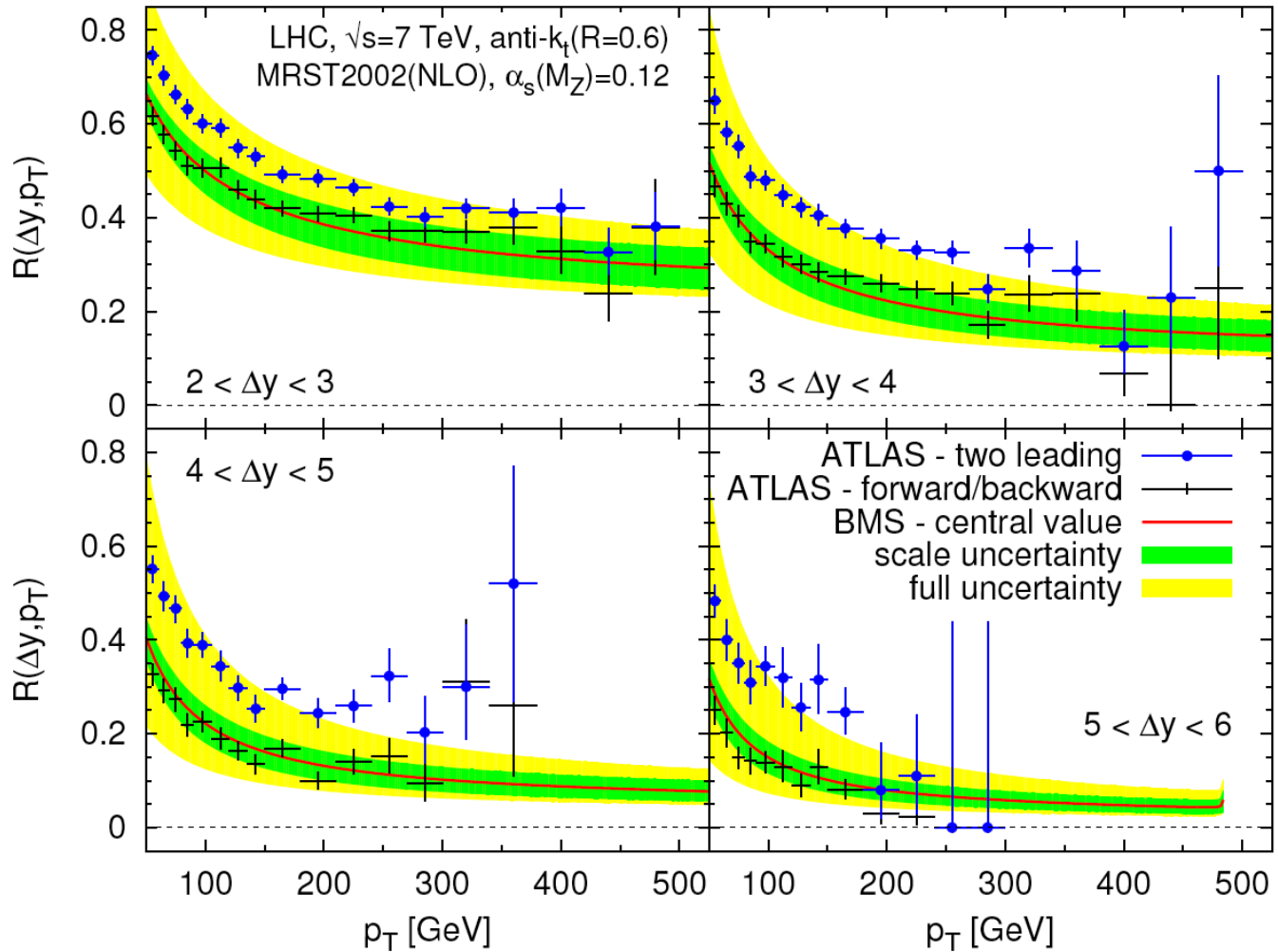
- Numerical solutions are available (Hatta and Ueda, 2009)

Comparison with ATLAS data



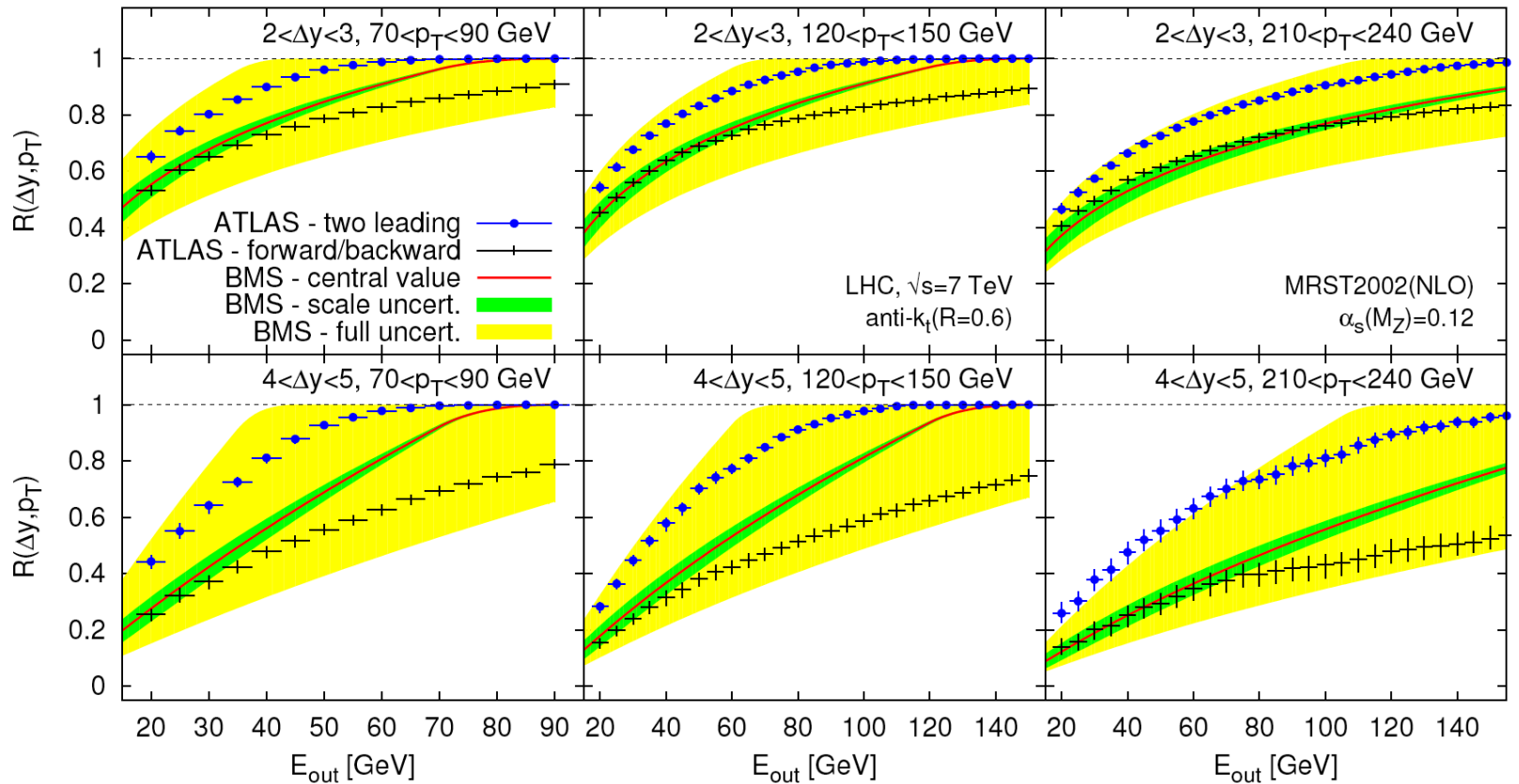
- Good agreement between prediction and ATLAS data (black points when the most forward and backward jets are selected and $E_{out}=20$ GeV)
- Plot as a function of Δy between jets in different jet p_T bins
- Green band: renormalisation and factorisation scale uncertainties (between $2p_T$ and $p_T/2$); yellow band: uncertainties related to sub-leading logs

Comparison with ATLAS data



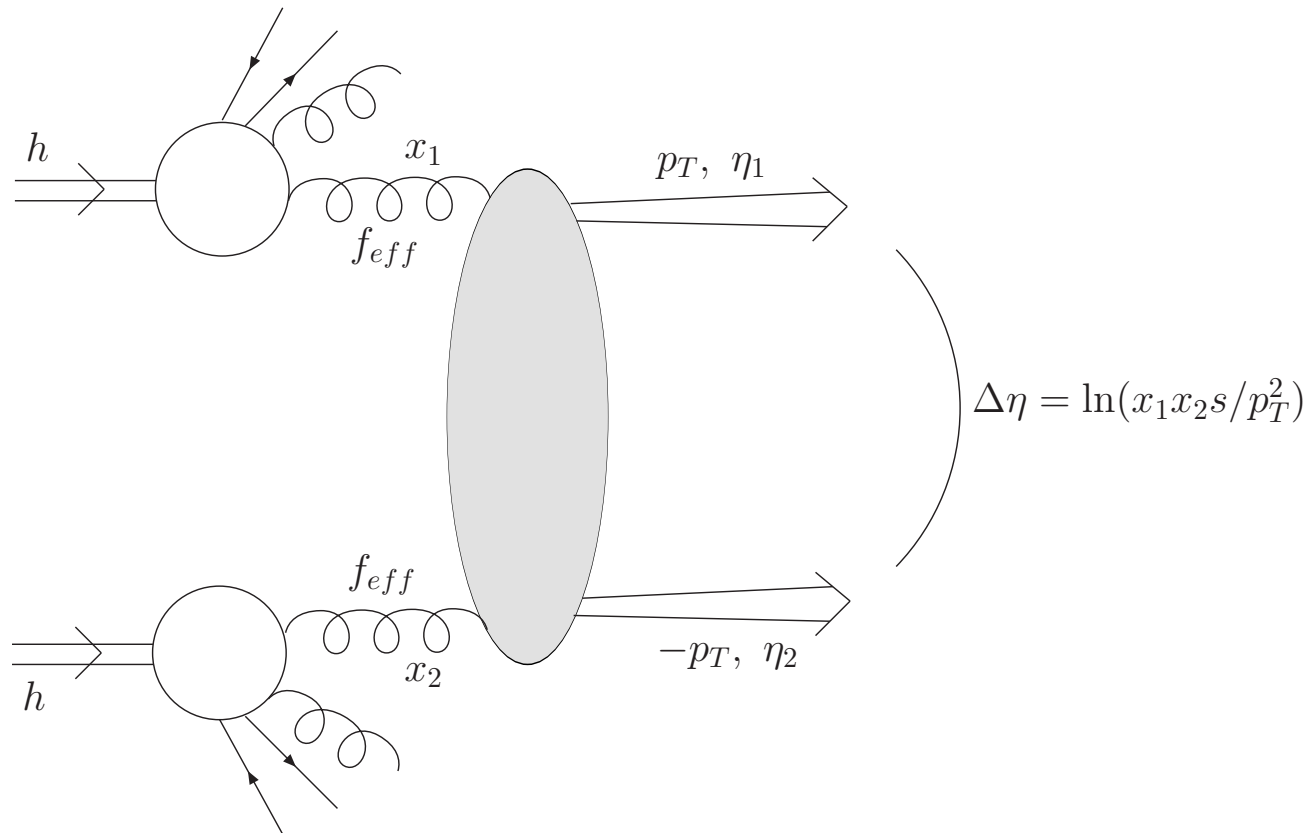
- Good agreement between prediction and ATLAS data (black points when the most forward and backward jets are selected and $E_{out}=20$ GeV)
- Plot as a function of jet p_T in different Δy bins

Comparison with ATLAS data



- Plot as a function of the energy between the two jets in different jet p_T and Δy bins
- Description not so good when $E_{out} \sim p_T$ as expected
- No need of BFKL resummation: other observables

Jet gap jet cross sections



- **Test of BFKL evolution:** jet gap jet events, large $\Delta\eta$, same p_T for both jets in BFKL calculation
- **Principle:** Implementation of BFKL NLL formalism in HERWIG Monte Carlo (Measurement sensitive to jet structure and size, gap size smaller than $\Delta\eta$ between jets)

BFKL formalism

- **BFKL jet gap jet cross section:** integration over ξ , p_T performed in Herwig event generation

$$\frac{d\sigma^{pp \rightarrow XJJY}}{dx_1 dx_2 dp_T^2} = S \frac{f_{eff}(x_1, p_T^2) f_{eff}(x_2, p_T^2)}{16\pi} |A(\Delta\eta, p_T^2)|^2$$

where S is the survival probability (0.1 at Tevatron, 0.03 at LHC)

$$A(\Delta\eta, p_T^2) = \frac{16N_c\pi\alpha_s^2}{C_F p_T^2} \sum_{p=-\infty}^{\infty} \int \frac{d\gamma}{2i\pi} \frac{[p^2 - (\gamma - 1/2)^2]}{[(\gamma - 1/2)^2 - (p - 1/2)^2]} \frac{\exp\left\{\frac{\alpha_s N_c}{\pi} \chi_{eff} \Delta\eta\right\}}{[(\gamma - 1/2)^2 - (p + 1/2)^2]}$$

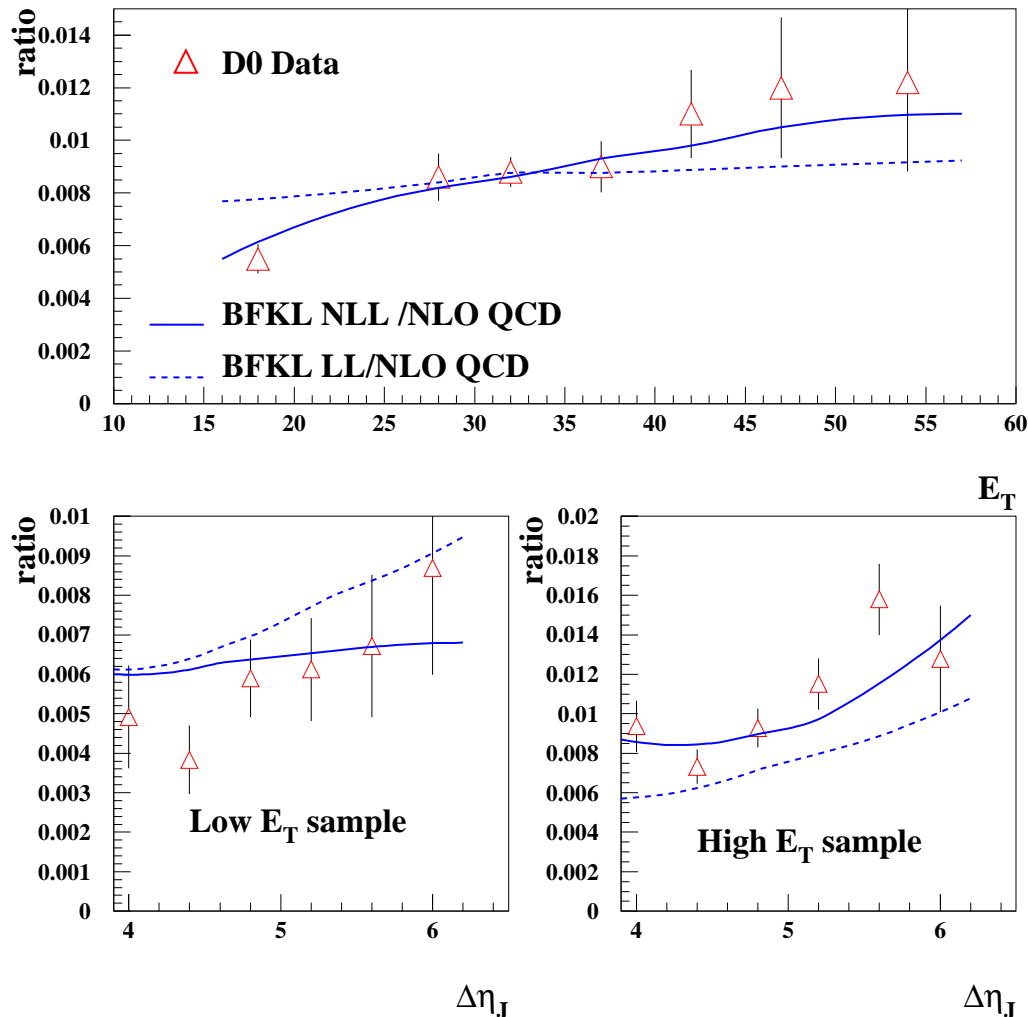
- α_s : 0.17 at LL (constant), running using RGE at NLL
- **BFKL effective kernel χ_{eff} :** determined numerically, solving the implicit equation: $\chi_{eff} = \chi_{NLL}(\gamma, \bar{\alpha} \chi_{eff})$
- **S4 resummation scheme used** to remove spurious singularities in BFKL NLL kernel
- **Implementation in Herwig Monte Carlo:** needed to take into account jet size and at parton level the gap size is equal to $\Delta\eta$ between jets
- **Herwig MC:** Parametrised distribution of $d\sigma/dp_T^2$ fitted to BFKL NLL cross section (2200 points fitted between $10 < p_T < 120$ GeV, $0.1 < \Delta\eta < 10$ with a $\chi^2 \sim 0.1$)

Comparison with D0 data

- **D0 measurement:** Jet gap jet cross section ratios as a function of second highest E_T jet, or $\Delta\eta$ for the low and high E_T samples, the gap between jets being between -1 and 1 in rapidity
- **Comparison with BFKL formalism:**

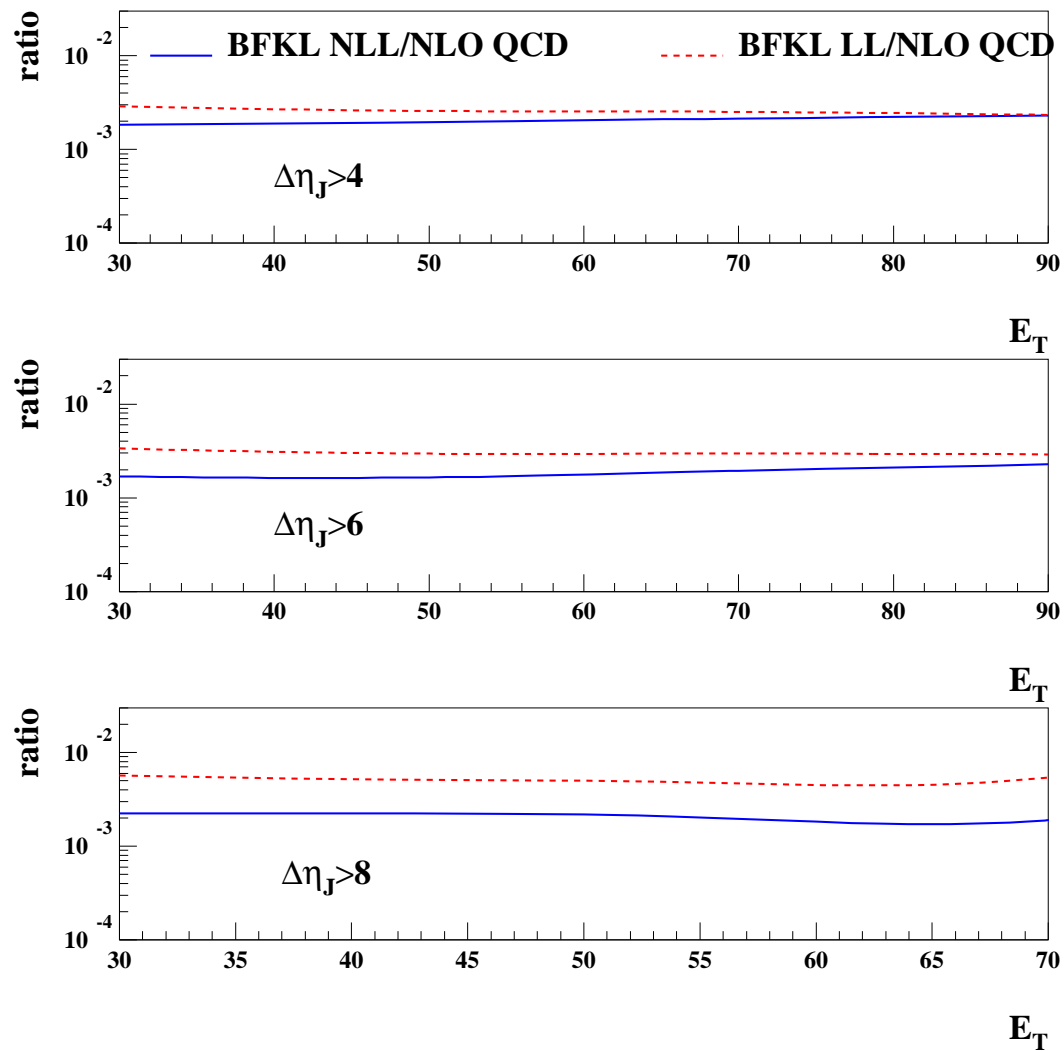
$$\text{Ratio} = \frac{\text{BFKL NLL Herwig}}{\text{Dijet Herwig}} \times \frac{\text{LO QCD NLOJet}++}{\text{NLO QCD NLOJet}++}$$

- Reasonable description using BFKL NLL formalism



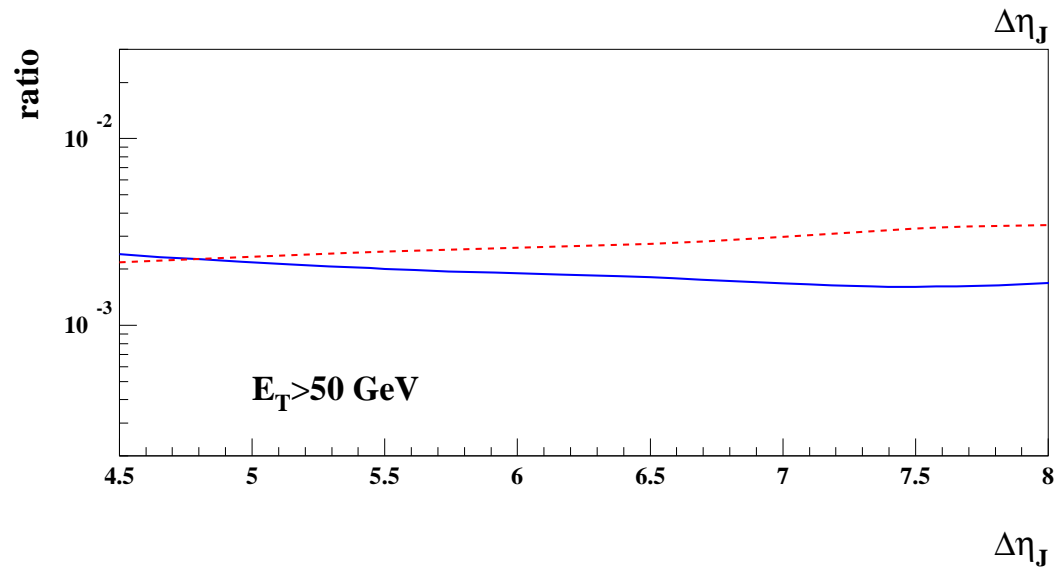
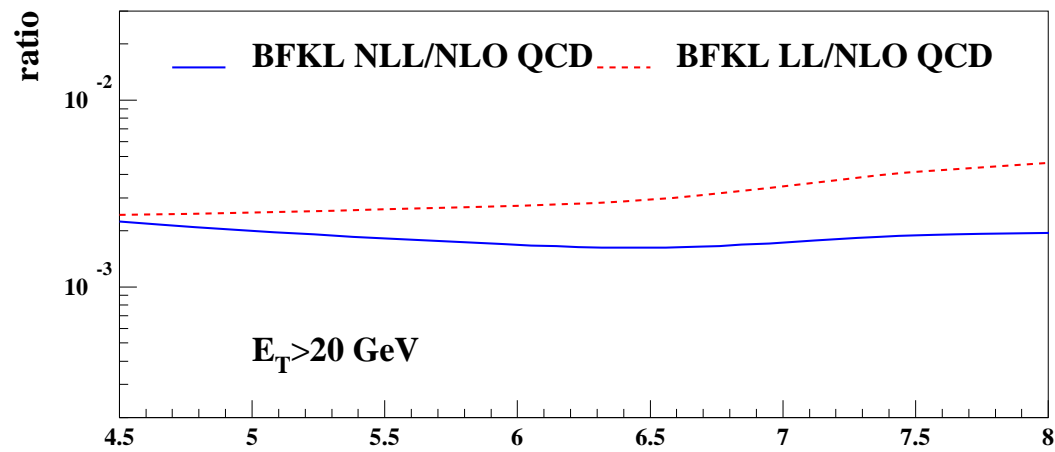
Predictions for the LHC

- Weak E_T dependence
- Large differences in normalisation between BFKL LL and NLL predictions



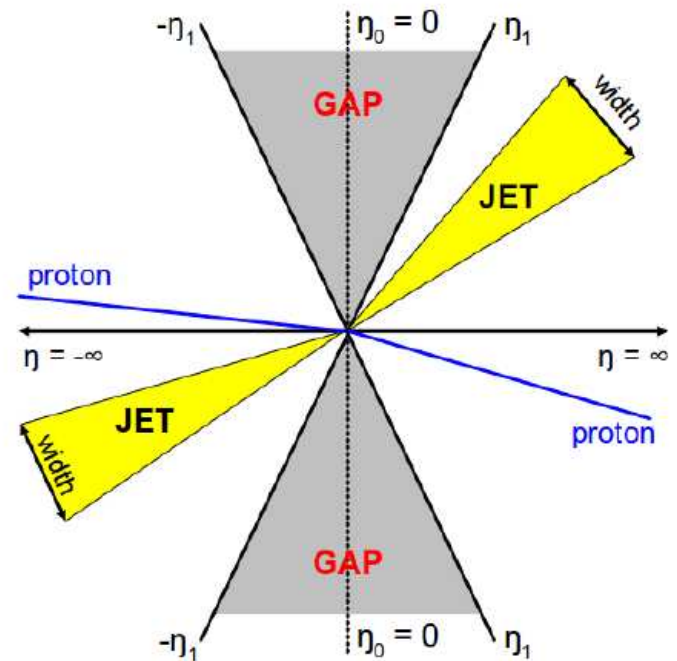
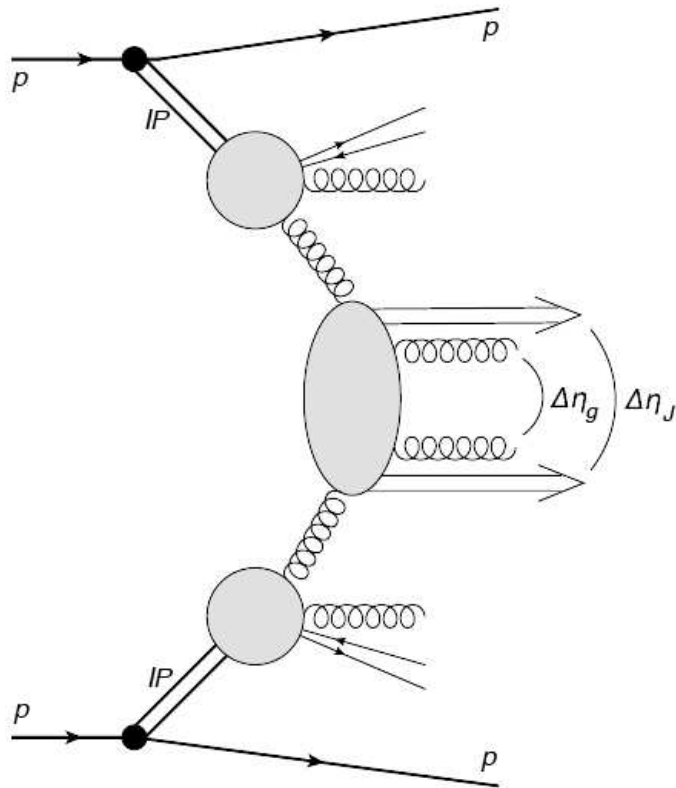
Predictions for the LHC

- Weak $\Delta\eta$ dependence
- Large differences in normalisation between BFKL LL and NLL predictions



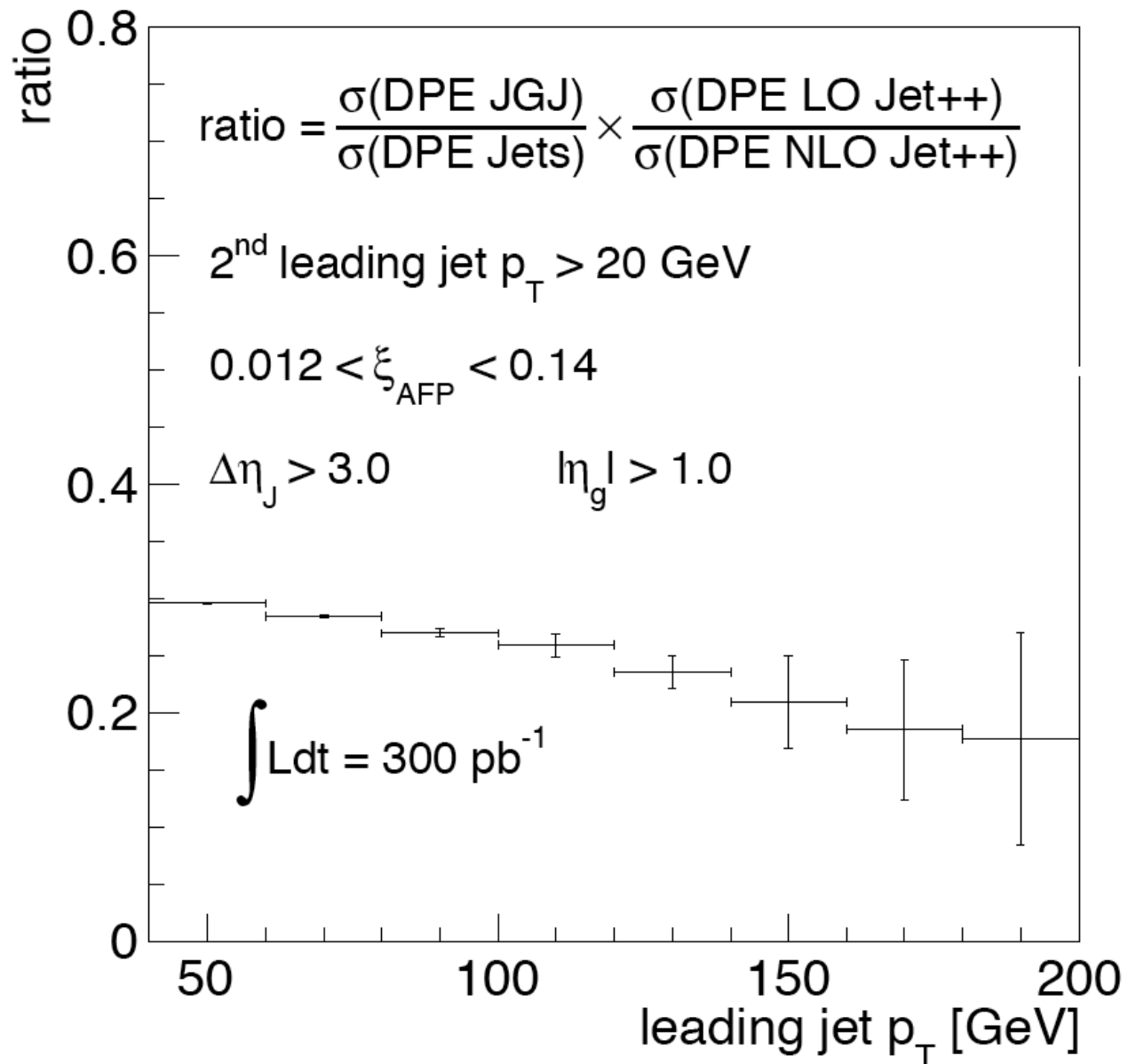
Jet gap jet events in diffraction

- Study BFKL dynamics using jet gap jet events
- Jet gap jet events in DPE processes: clean process, allows to go to larger $\Delta\eta$ between jets
- See: Gaps between jets in double-Pomeron-exchange processes at the LHC, C. Marquet, C. Royon, M. Trzebinski, R. Zlebcik, ArXiv:1212:2059, accepted by Phys. Rev. D



Jet gap jet events in diffraction

- Measure the ratio of the jet gap jet to the dijet cross sections: sensitivity to BFKL dynamics
- As an example, study as a function of leading jet p_T



Conclusion

- ATLAS measurement of jet veto cross section: good description of data using resummation of gluon emission at large angles (traditional QCD or BFKL formalism fail to describe data)
- Full implementation of BFKL NLL kernel for many jet processes at HERA, Tevatron and LHC
- Jet gap jets events to look for BFKL resummation effects:
 - NLL BFKL cross section implemented in HERWIG
 - Fair description of D0 and CDF data, decrease at higher rapidity of jet gap jet ratio to dijet data not expected by theory
 - Jet gap jet events in diffraction