

MSTW Parton Distributions – Status

Robert Thorne

May 28th, 2008



University College London

Royal Society Research Fellow

New data included.

NuTeV and CHORUS data on $F_2^{V,\nu}(x, Q^2)$ and $F_3^{V,\nu}(x, Q^2)$ replacing CCFR.

NuTeV and CCFR dimuon data included directly. Leads to a direct constraint on $s(x, Q^2) + \bar{s}(x, Q^2)$ and on $s(x, Q^2) - \bar{s}(x, Q^2)$. Affects other partons.

CDFII lepton asymmetry data in two different E_T bins – $25\text{GeV} < E_T < 35\text{GeV}$ and $35\text{GeV} < E_T < 45\text{GeV}$. D0II data for $E_T > 20\text{GeV}$.

CDFII (prel) and D0II data on $d\sigma(Z)/dy$ for $0 < y < 3$.

HERA inclusive jet data (in DIS).

New CDFII and D0II high- E_T jet data.

Direct high- x data on $F_L(x, Q^2)$.

All published charm structure function data.

Would like averaged HERA structure function data. (Systematics currently meaningless?)

Major changes in theory.

Implementation of updated heavy flavour **VFNS**, particularly at **NNLO**. Already use in **MRST06 NNLO** distributions, but not in official **NLO** sets. (Already used a general **VFNS** since **1998** but change in details.)

Inclusion of **NNLO** corrections (**Anastasiou, Dixon, Melnikov, Petriello**) **Drell-Yan** (**W, Z and γ^***) data using **Vrap** and **FEWZ**.

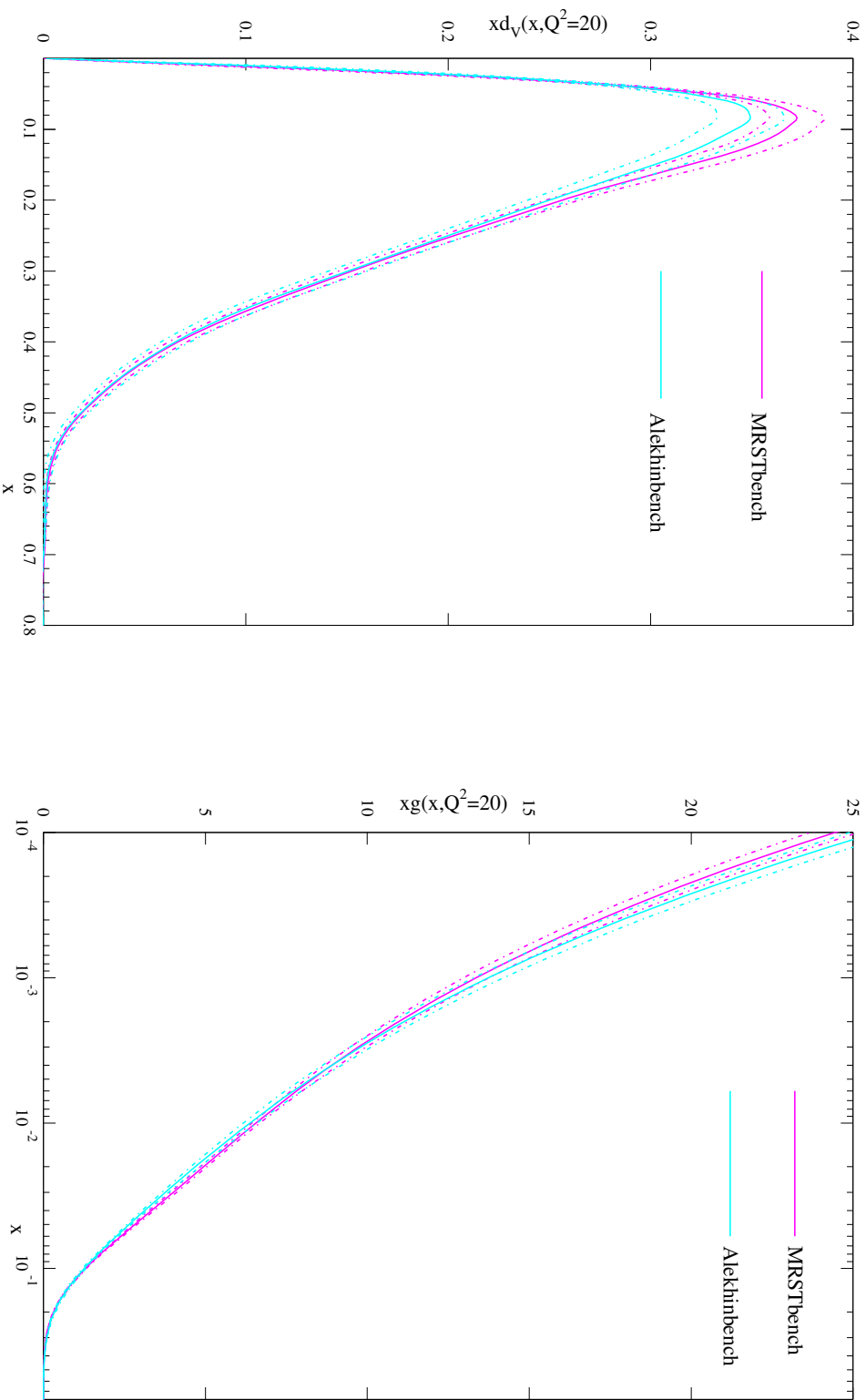
Change in definition of α_S – same as **QCDNUM, Pegasus**. No **Λ_{QCD}** parameter.

Improved nuclear corrections, **De Florian and Sassot** obtained from **NLO** partons.

Implementation of **fastNLO** – fast perturbative **QCD** calculations **Kluge, Rabbertz, Wobisch**. Allows easy inclusion of new jet data from both **Tevatron** and **HERA**.

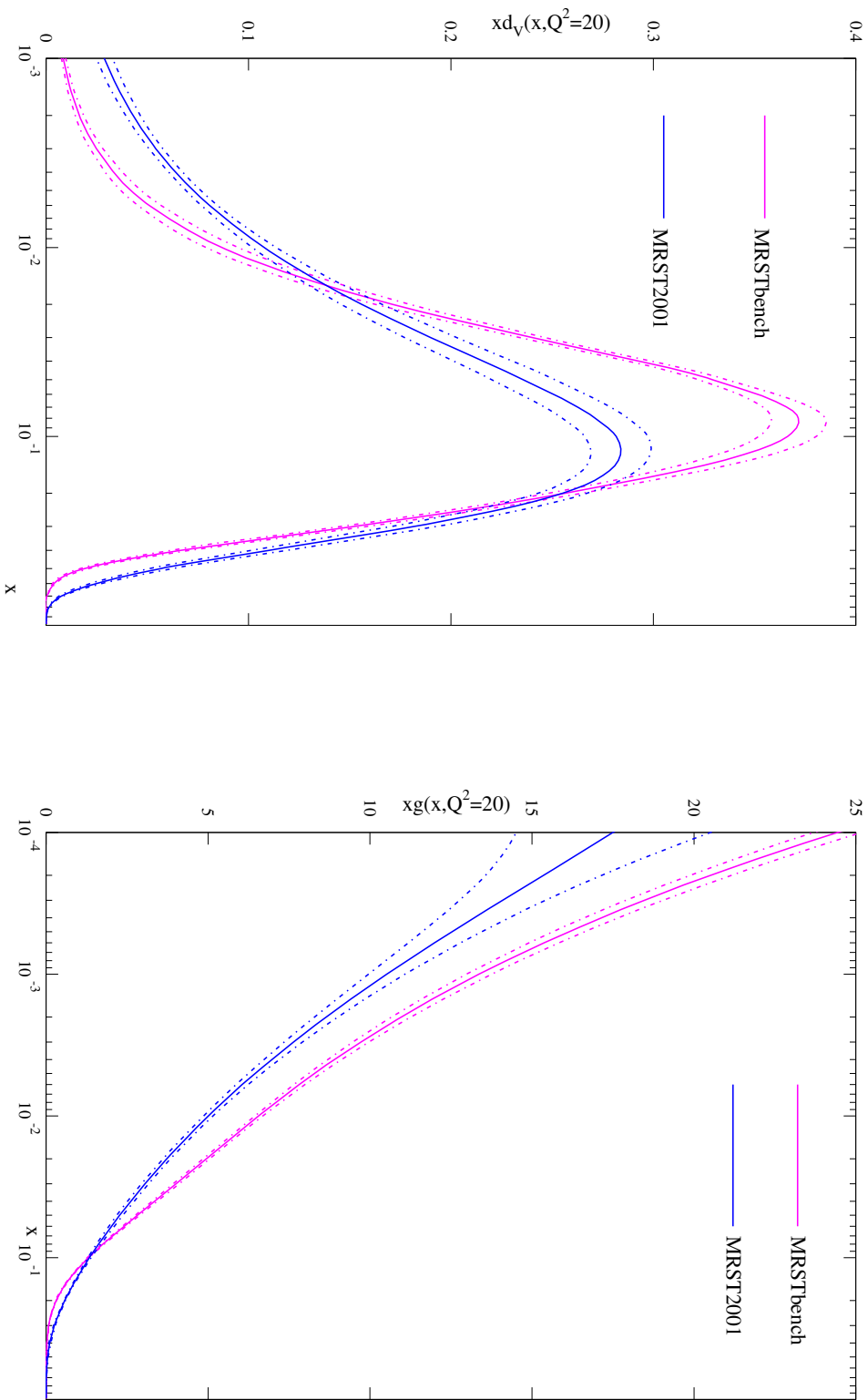
Change in means of obtaining uncertainties. Still diagonalise covariance matrix of parameters and use **20** (previously **15**) orthogonal eigenvectors. Tolerance now determined differently.

Treatment of errors. – exercise for *HERA* – *LHC* meeting. Fit structure function data from *H1*, *ZEUS*, *NMC* and *BCDMS*, for $Q^2 > 9\text{GeV}^2$ using *ZM* – *VFNS*. Very conservative fit. Safe partons?




Compare rigorous treatment of all systematic errors (*Alekhin*) with simple quadratures approach (*MRST*), both with $\Delta\chi^2 = 1$. \rightarrow some difference in central values (other possible reasons) and similar errors.

However, how do partons from very conservative, structure function only data compare to global partons? Compare to **MRST01** partons with uncertainty from $\Delta\chi^2 = 50$. Enormous difference in central values. Errors similar. Moreover $\alpha_S(M_Z^2) = 0.1110 \pm 0.0015$ compared to $\alpha_S(M_Z^2) = 0.119 \pm 0.002$.



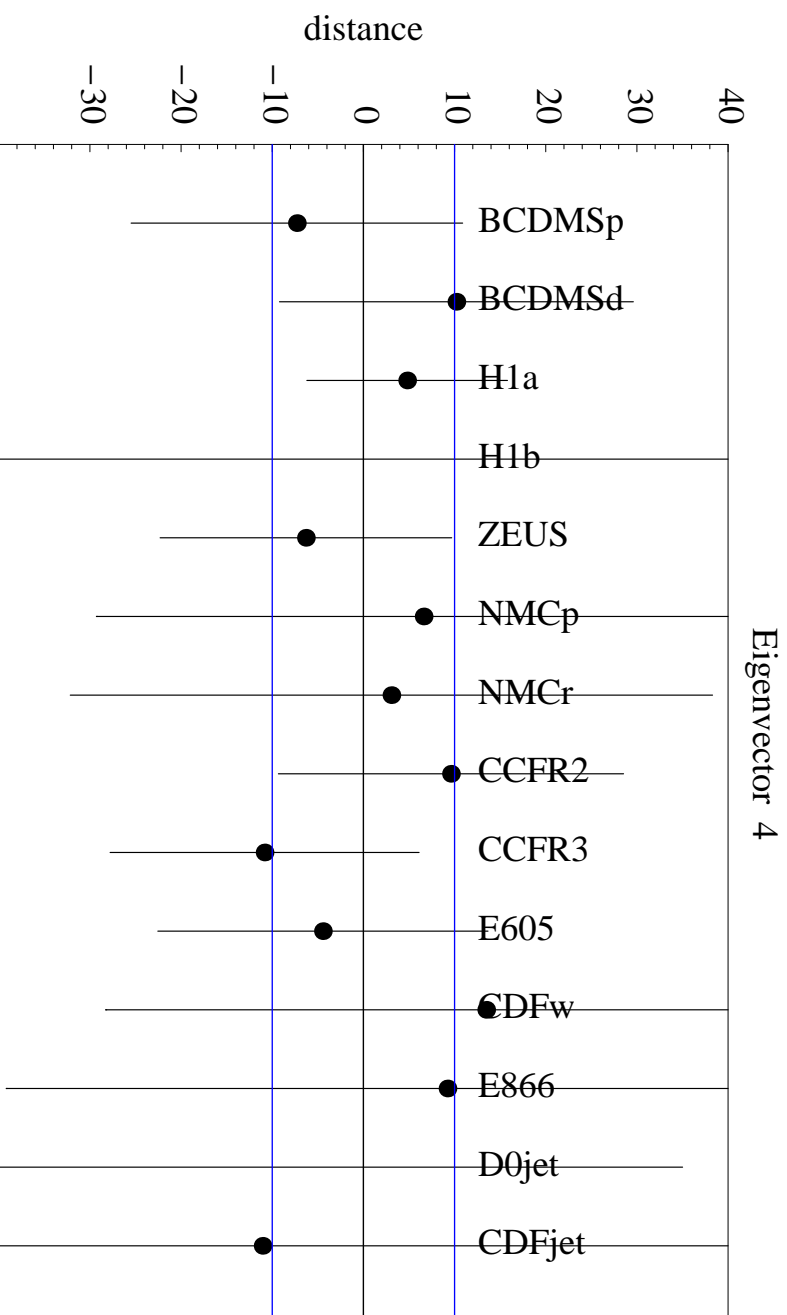
Conclude that fit using small sample of data sets and standard $\Delta\chi^2 = 1$ not a good way of proceeding. (Monte Carlo approach different alternative).

The inappropriateness of using $\Delta\chi^2 = 1$ when including a large number of sometimes conflicting data sets is shown by examining the best value of σ_W and its uncertainty using $\Delta\chi^2 = 1$ for individual data sets as obtained by CTEQ using Lagrange Multiplier technique.



Alternative reasoning, allow $\Delta\chi^2$ to take a value such that every data set remains roughly within its 90% confidence limit compared to the χ^2 at best global fit.

These limits shown for CTEQ6 eigenvector 4 as function of $T = \sqrt{\Delta\chi^2}$. Some sets somewhat outside 90% confidence limits for $T = 10$

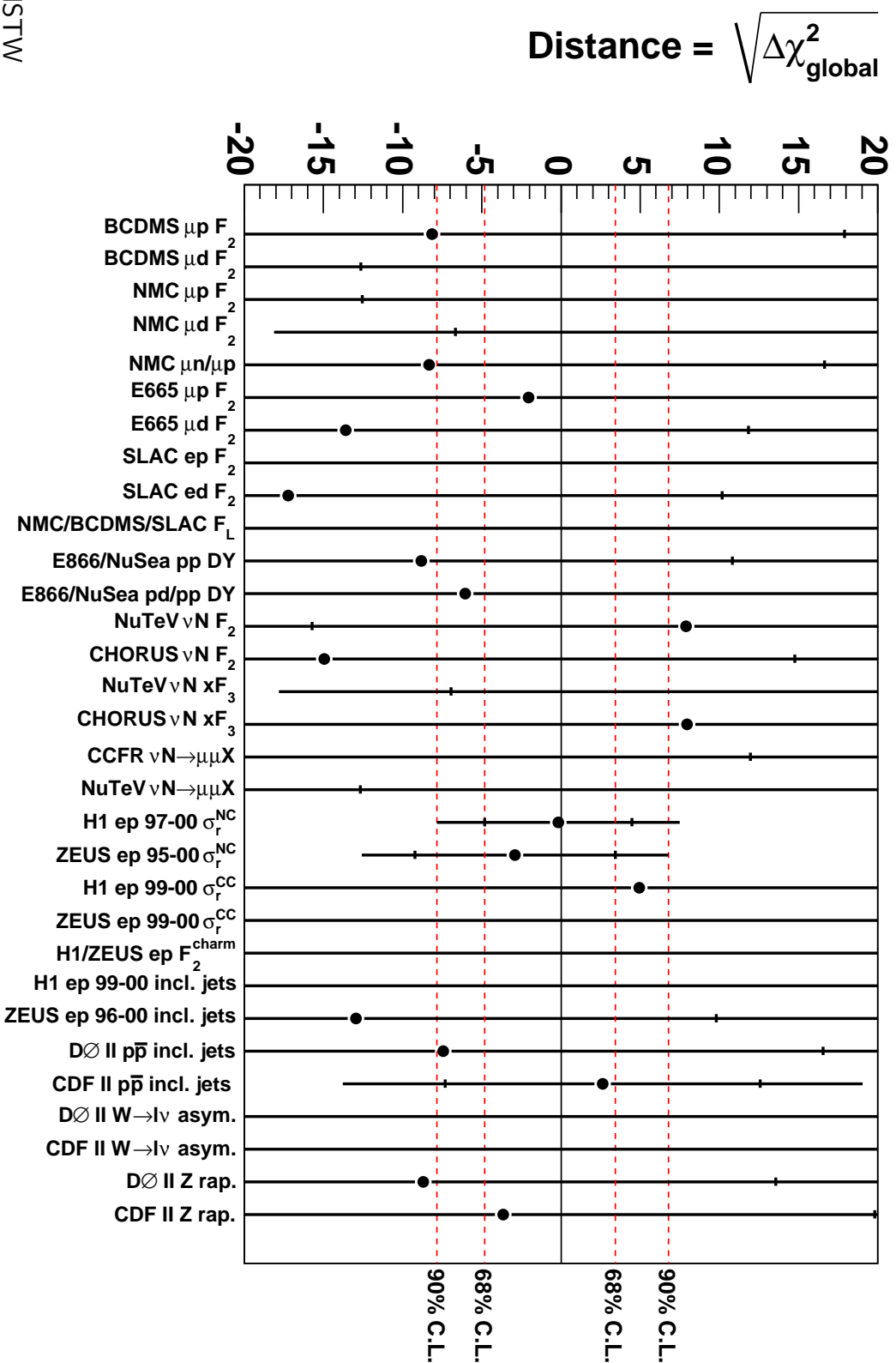


Using similar sort of reasoning MRST used $\Delta\chi^2 \sim 50$ for 90% confidence level on partons. Still same basic idea but more sophisticated.

Examine variation in χ^2 for each data set for an eigenvector as function of $\Delta\chi^2$ for global fit. Eigenvector **9** constrained most by **H1** and **ZEUS** data on $F_2^p(x, Q^2)$. **90%** confidence limit determining by **ZEUS** in wp direction and **H1** in $down$ direction. Both $\Delta\chi^2 \approx 50$.

Eigenvector number **9**

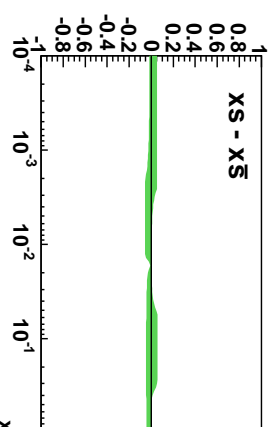
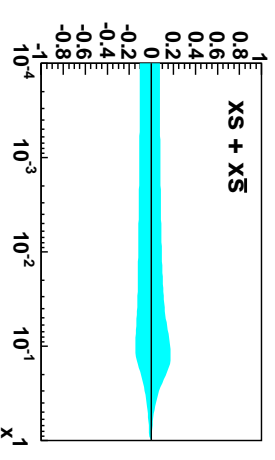
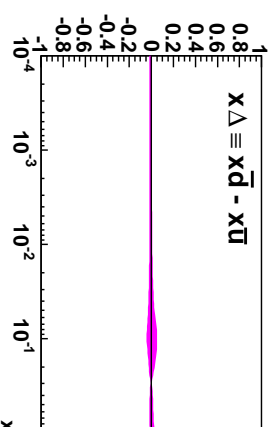
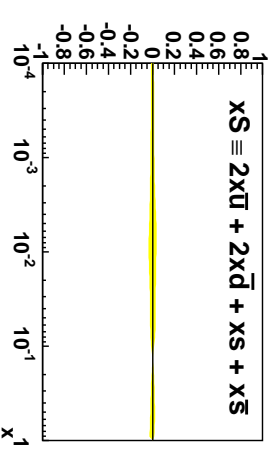
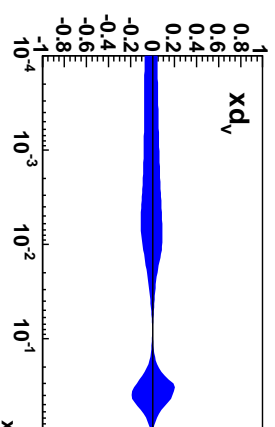
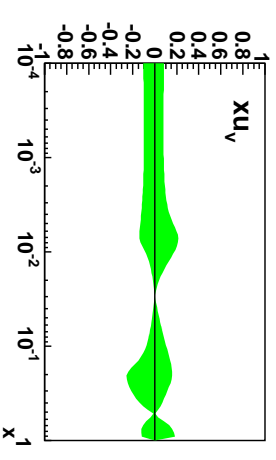
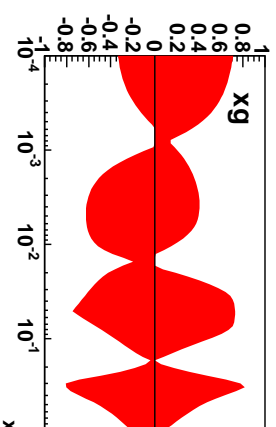
MSTW 2008 NLO PDF fit



MSTW 2008 NLO PDF fit

Fractional contribution to uncertainty from eigenvector number 9

Not surprising this eigenvector contributes most to the gluon uncertainty.

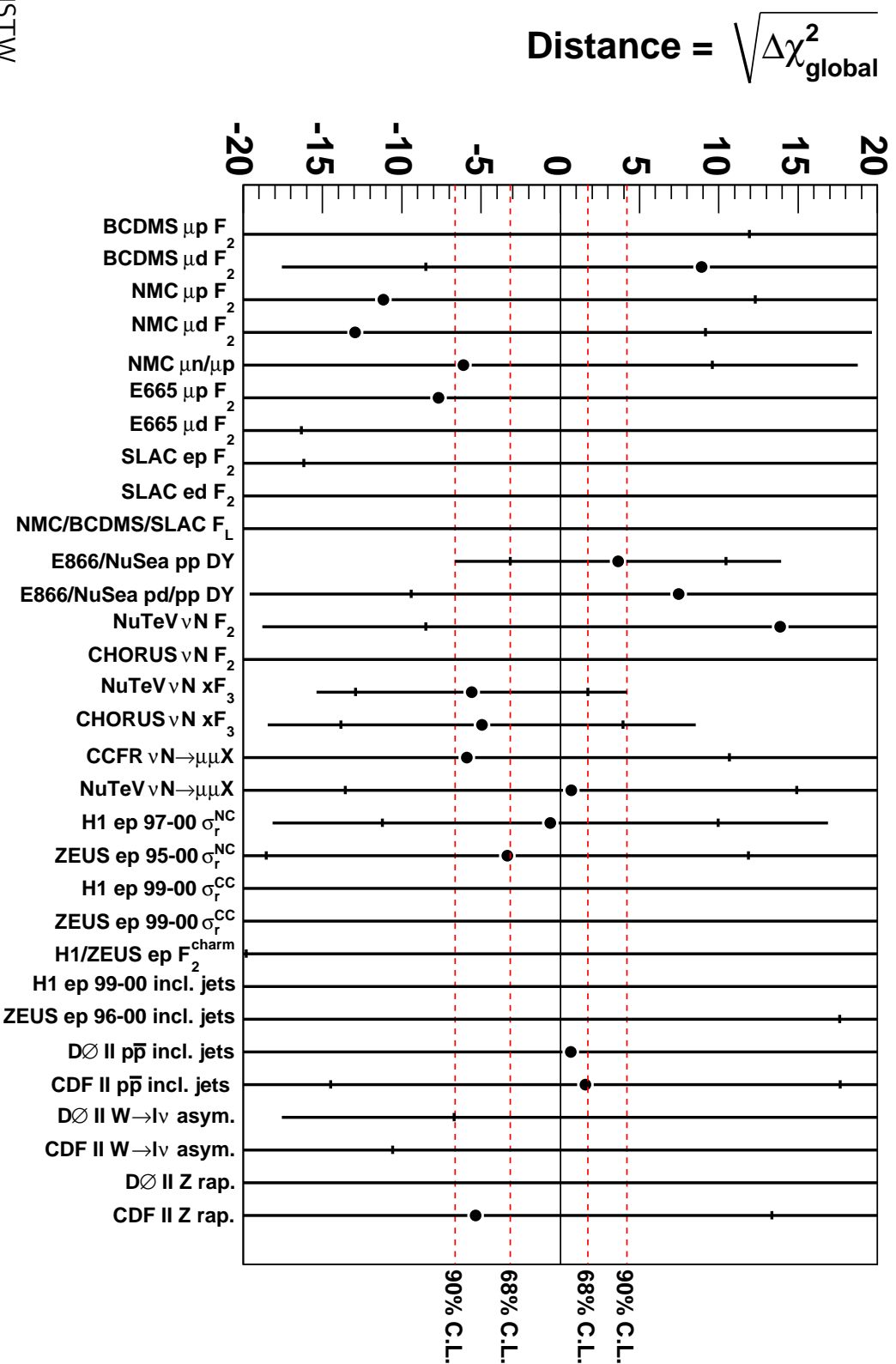


At input scale
 $Q_0^2 = 1 \text{ GeV}^2$

As another example number **13** constrained in one direction by **E866 Drell-Yan** data and in the other direction by **NuTeV $F_3^p(x, Q^2)$** data . In this case the best fits for the two sets are highly inconsistent. $\Delta\chi^2 = 100$ well outside **90%** confidence level for each.

Eigenvector number 13

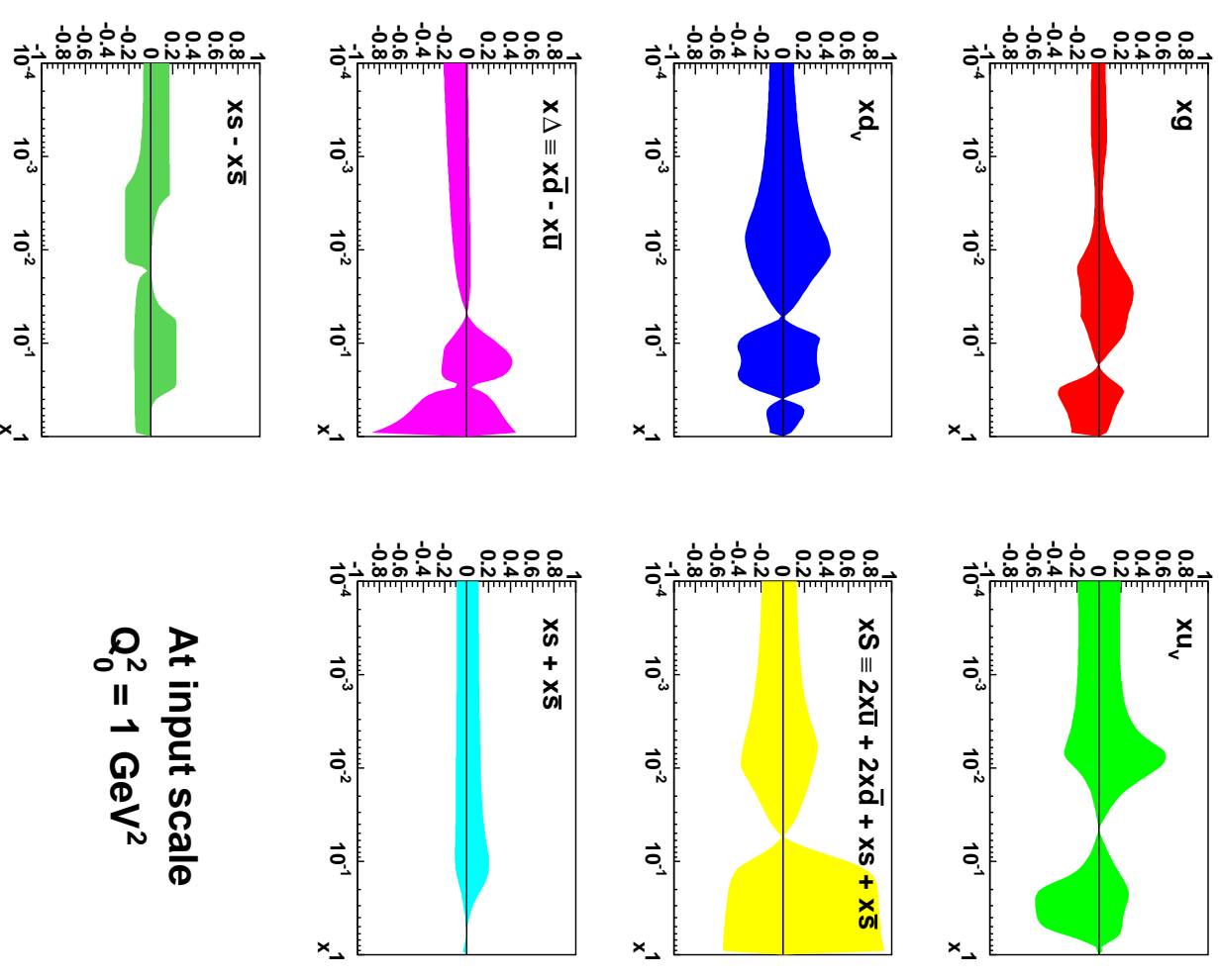
MSTW 2008 NLO PDF fit



MSTW 2008 NLO PDF fit

Fractional contribution to uncertainty from eigenvector number 13

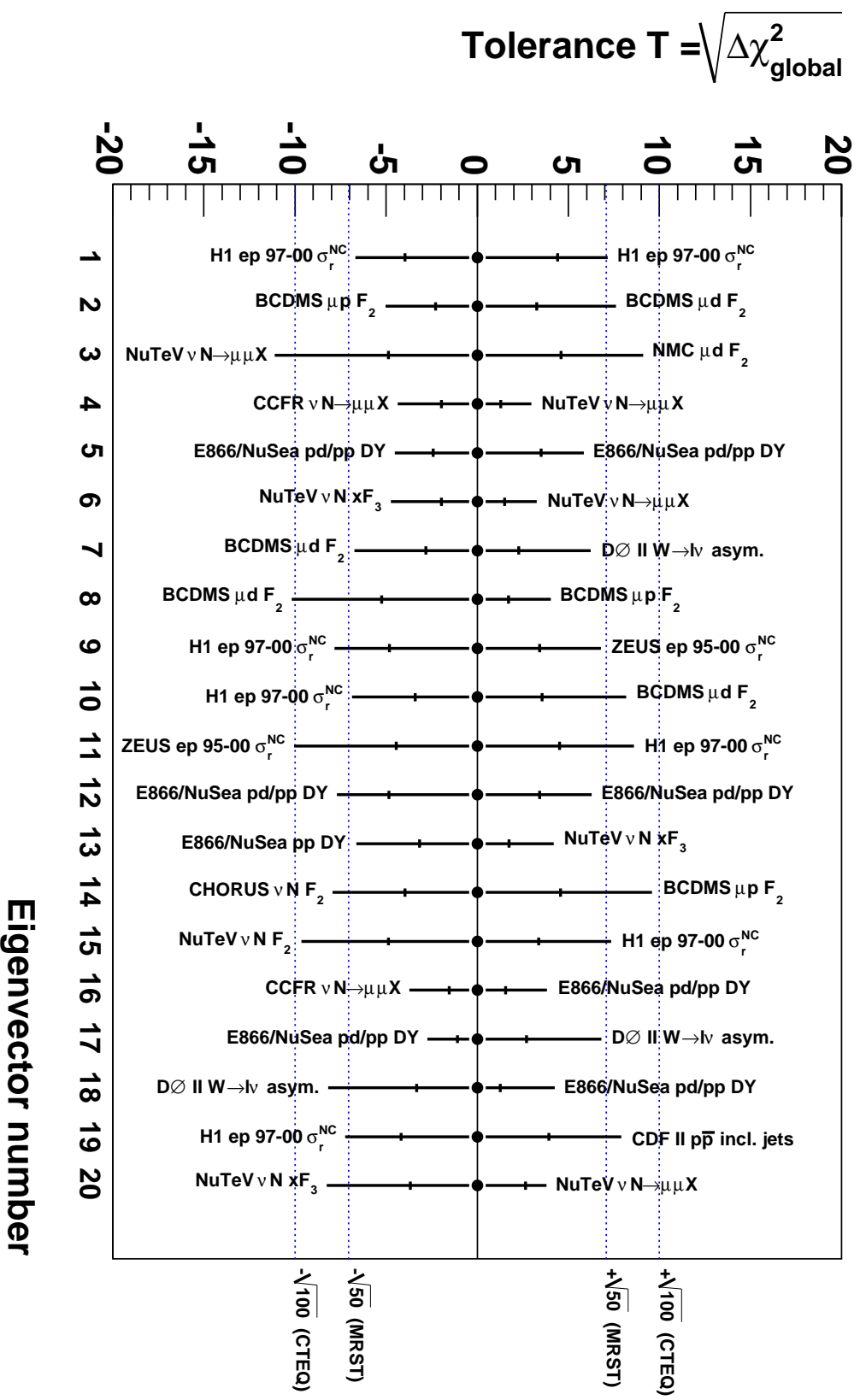
This eigenvector contributes most to the high- x sea quark uncertainty.



At input scale
 $Q_0^2 = 1 \text{ GeV}^2$

Approach repeated for all 20 eigenvectors to determine uncertainty on each. On average $\Delta\chi^2 = 40$, but large variations, and asymmetries.

MSTW 2008 NLO PDF fit



CCFR/NuTeV dimuon cross-sections and strange quarks

$$\frac{d\sigma}{dx dy}(\nu_\mu(\bar{\nu}_\mu)N \rightarrow \mu^+\mu^-X) = B_c \mathcal{N} A \frac{d\sigma}{dx dy}(\nu_\mu s(\bar{\nu}_\mu \bar{s}) \rightarrow c\mu^-(\bar{c}\mu^+)X),$$

B_c = semileptonic branching fraction

\mathcal{N} = nuclear correction

A = acceptance correction.

ν_μ and $\bar{\nu}_\mu$ cross-sections probe s and \bar{s} (small mixing with d and \bar{d}).

Have previously indirectly used CCFR data to parameterise strange according to $s(x, Q_0^2) = \bar{s}(x, Q_0^2) = \kappa/2[\bar{u}(x, Q_0^2) + \bar{d}(x, Q_0^2)]$, where $\kappa \approx 0.5$

Now make definitions at input

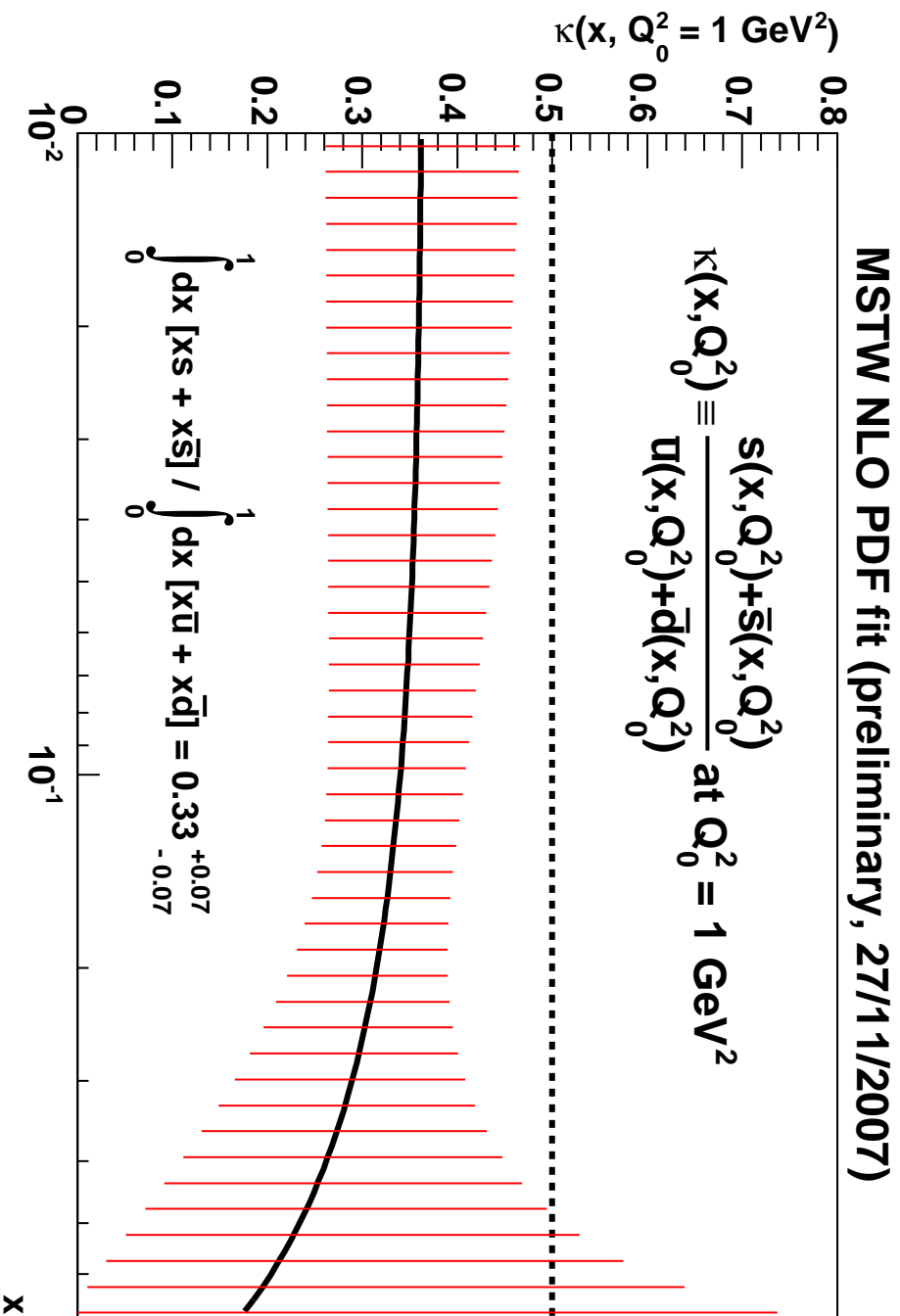
$$s^+(x, Q_0^2) \equiv s(x, Q_0^2) + \bar{s}(x, Q_0^2) = A_+(1-x)^{n_+} S(x, Q_0^2)$$

$$s^-(x, Q_0^2) \equiv s(x, Q_0^2) - \bar{s}(x, Q_0^2) = A_-(1-x)^{n_-} x^{-1+\delta_-} (1-x/x_0)$$

where $S(x, Q_0^2)$ is the total sea distribution, and x_0 is determined by zero strangeness of proton. In practice δ_- fixed $\rightarrow 4$ new eigenvectors.

Find reduced ratio of strange to non-strange sea compared to previous default $\kappa = 0.5$.

Suppression at high x , i.e. low W^2 . Effect of m_s ?



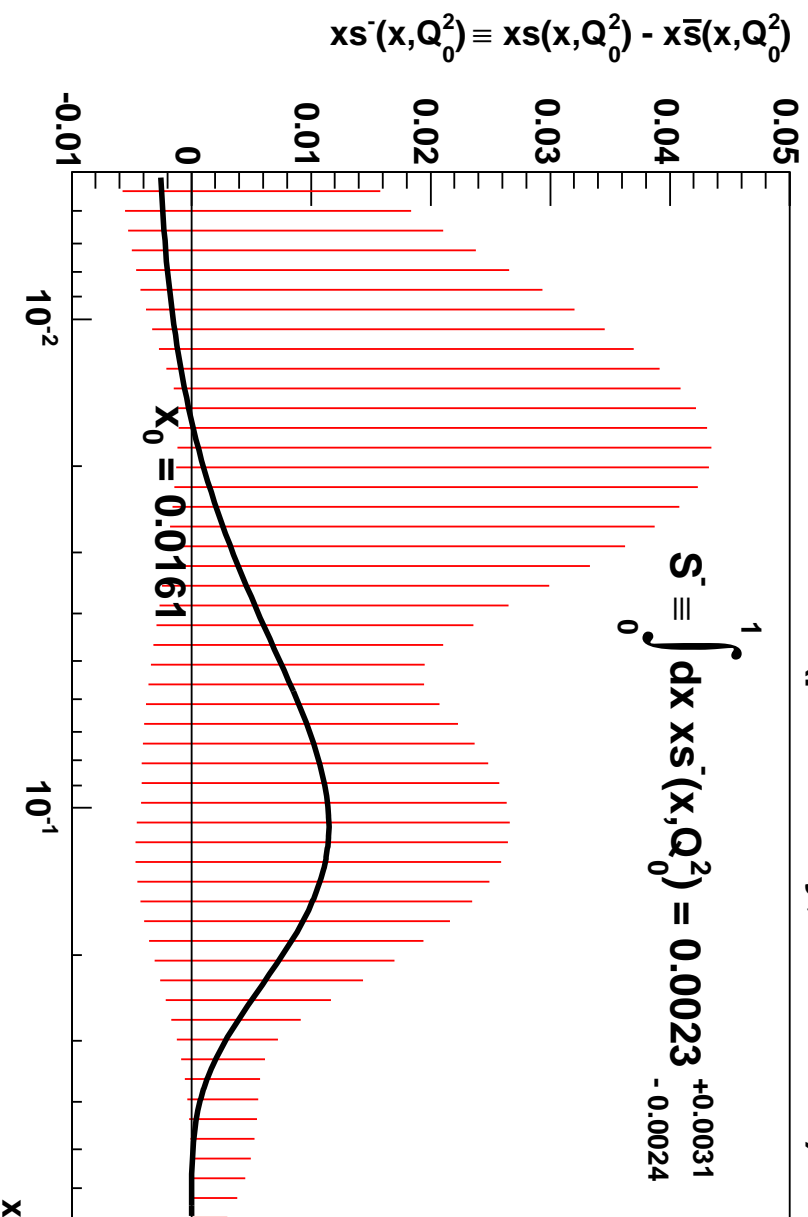
Suppression at *nonperturbative* $Q_0^2 = 1 \text{ GeV}^2$ now ~ 0.3 , i.e. value in hadronization models (probability to generate $\bar{s}s$ compared to $\bar{u}u, \bar{d}d$). Similar at **NNLO**.

Strange sea asymmetry $x s(x, Q_0^2) - x \bar{s}(x, Q_0^2)$ constrained by dimuon data for $0.01 \geq x \geq 0.2$.

Positive, with central value 0.0023 ± 0.0025 (roughly 90% confident limit). Nonzero value not huge significance. At $Q^2 = 10 \text{ GeV}^2$ asymmetry of 0.0017 ± 0.002 .

Need $S^- \sim 0.0068$ to bring NuTeV $\sin^2 \theta_W$ in line with world average.

MSTW NLO PDF fit (preliminary, 27/11/2007)



Direct determination of strange affects uncertainties on partons other than strange.

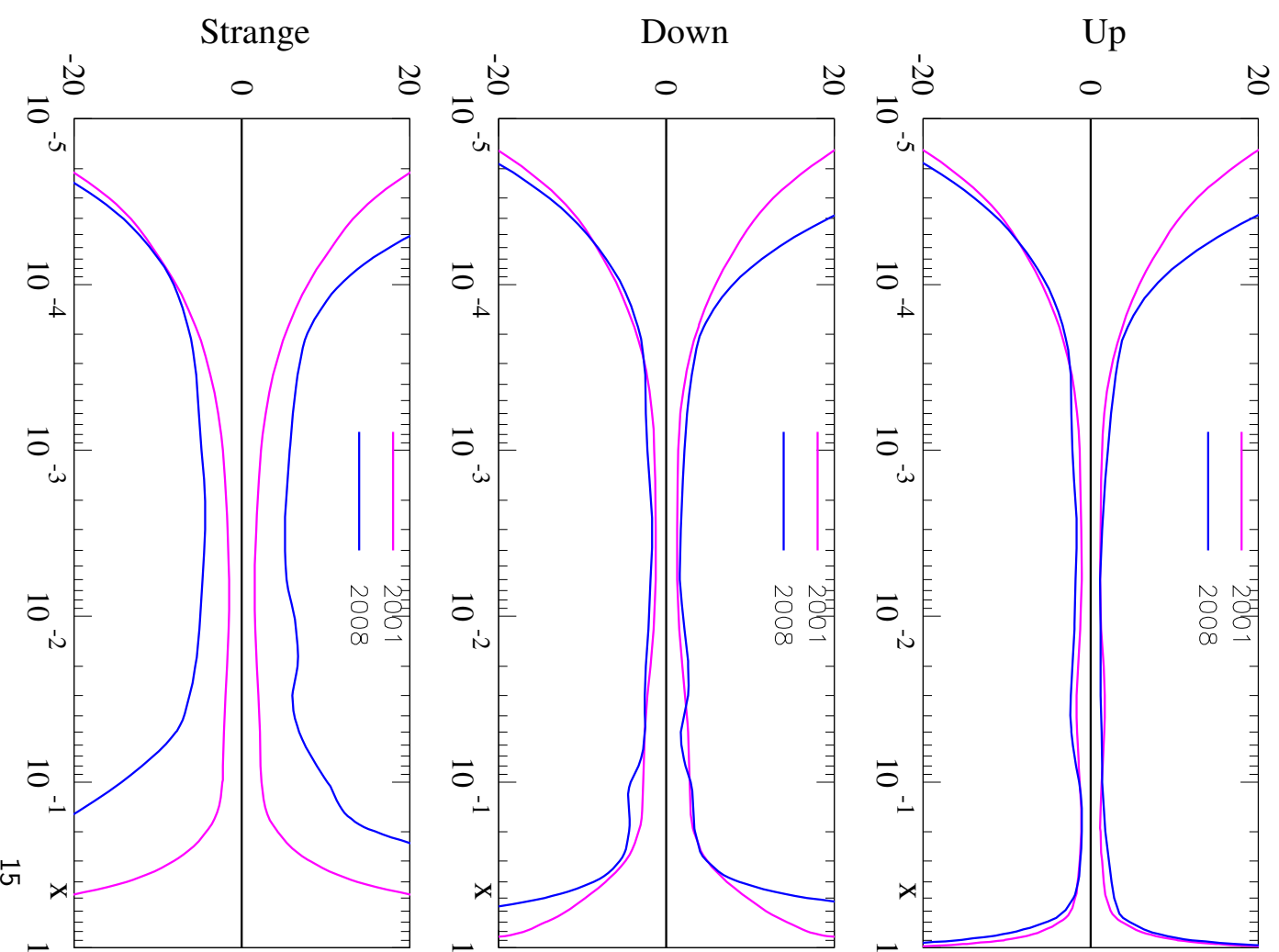
Previously for us (and everyone else) strange a fixed proportion of total sea in global fit.

Genuine *larger* uncertainty on $s(x)$ — feeds into that on \bar{u} and \bar{d} quarks.

Low x data on $F_2(x, Q^2)$ constrains sum $4/9(u + \bar{u}) + 1/9(d + \bar{d} + s + \bar{s})$.

Changes in fraction of $s + \bar{s}$ affects size of \bar{u} and \bar{d} at input.

The size of the uncertainty on the small x anti-quarks increases — $\sim 1.5\% \rightarrow \sim 2 - 2.5\%$, despite additional constraints on quarks in new fit.



Lepton asymmetry

Comparison of fits to CDF data.

$$A_W(y) \approx \frac{u(x_1)d(x_2) - d(x_1)u(x_2)}{u(x_1)d(x_2) + d(x_1)u(x_2)},$$

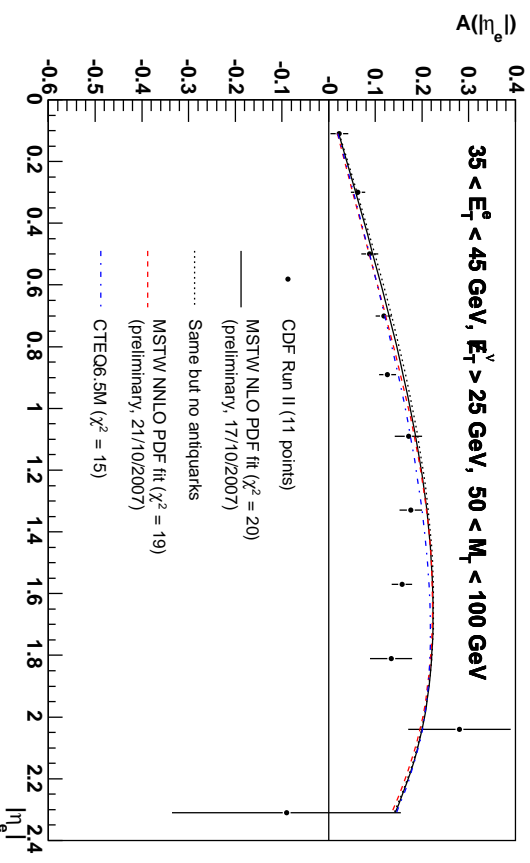
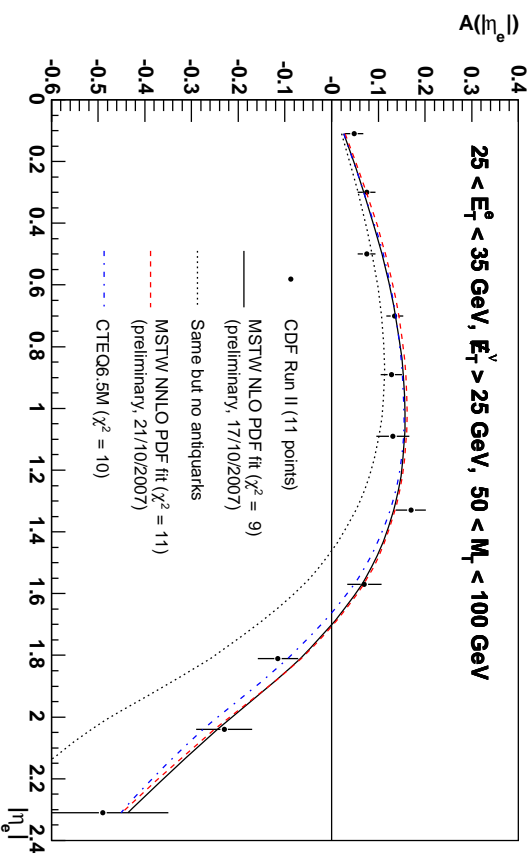
At low E_T antiquark contribution in l^+ enhanced by $\cos\theta^* = \sqrt{1 - 4E_T^2/M_W^2}$ dependence in W decay distribution.

Some tension with other data sensitive to $d(x, Q^2)$ and $\bar{d}(x, Q^2)$.

CTEQ seems to be slightly better shape for some reason.

New CDF data does influence $d(x, Q^2)$ in MSTW fit. Similar for D0 but issues with detector corrections for muons.

CDF data on lepton charge asymmetry from $W \rightarrow e\nu$ decays



Z-rapidity data.

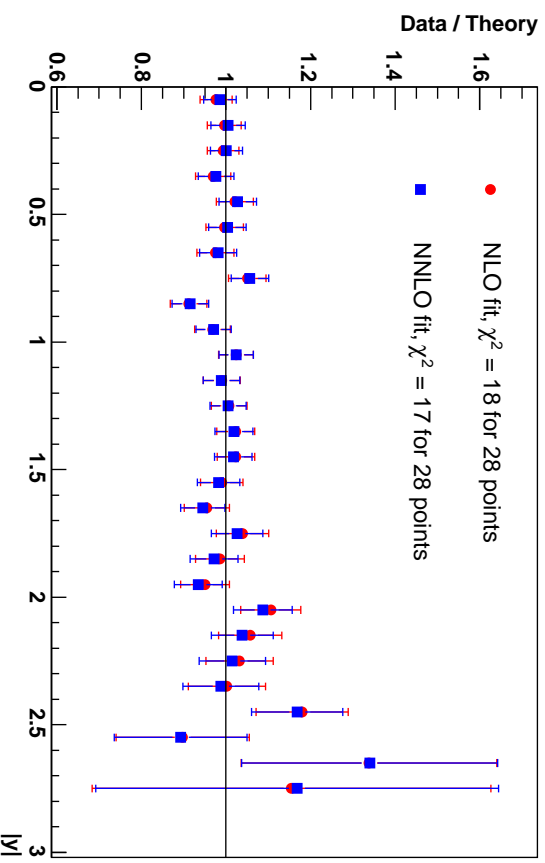
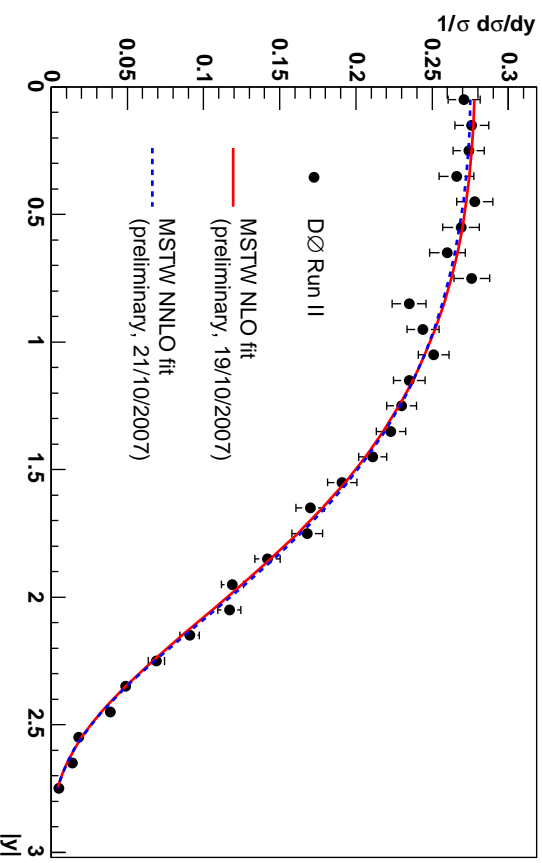
Look at Z-rapidity data using NNLO coefficient functions.

$$\frac{d\sigma(Z)}{dy} \propto 0.37u(x_1)\bar{u}(x_2) + 0.54d(x_1)\bar{d}(x_2)$$

Sensitive to the down quark as well as the better constrained up quark.

D0 data with $0.4fb^{-1}$ automatically fit well by MRST04 partons, easily accommodated in MSTW fit.

Z/ γ^* rapidity shape distribution from DØ



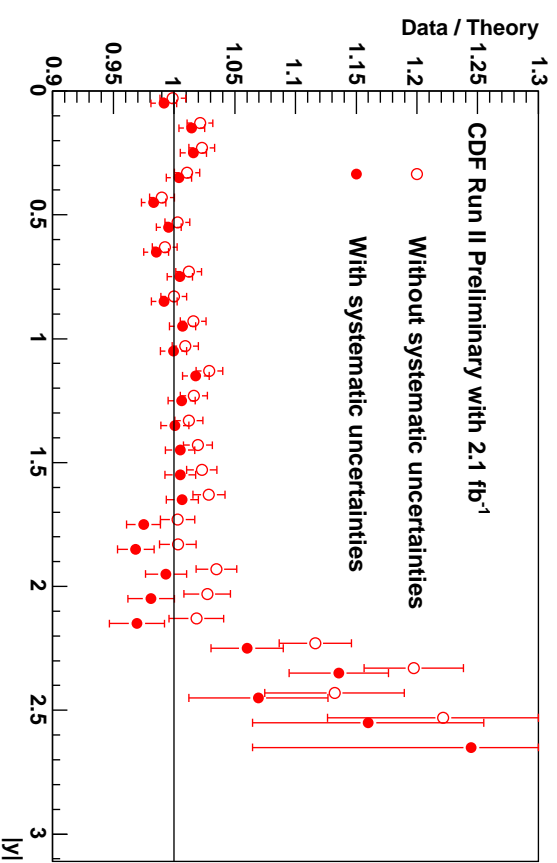
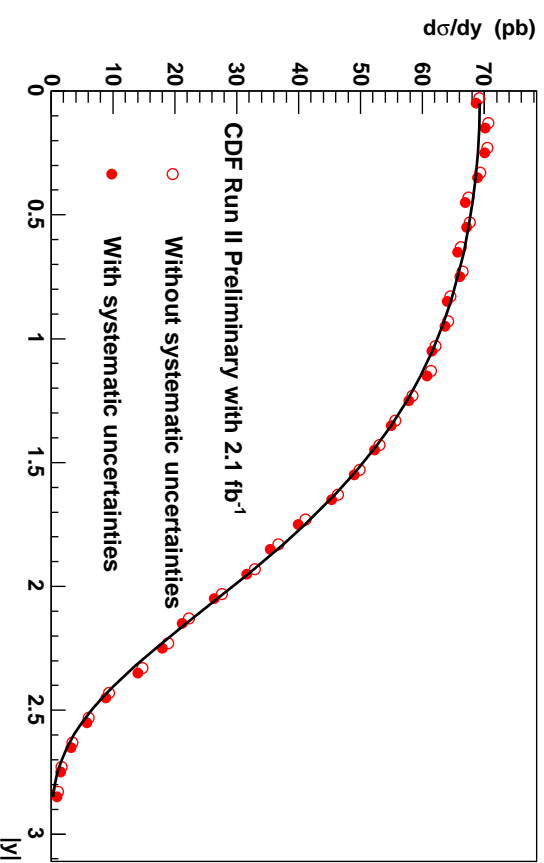
CDF data (preliminary) with $1fb^{-1}$ more precise. Poor fit with existing MRST partons.

Improves a little in refit and constrains $d(x, Q^2)$. Pulls in opposite direction to W -asymmetry. (Latter stronger effect.)

Highest rapidity points likely to move down slightly due to acceptance corrections.

Z/γ^* rapidity distribution from CDF

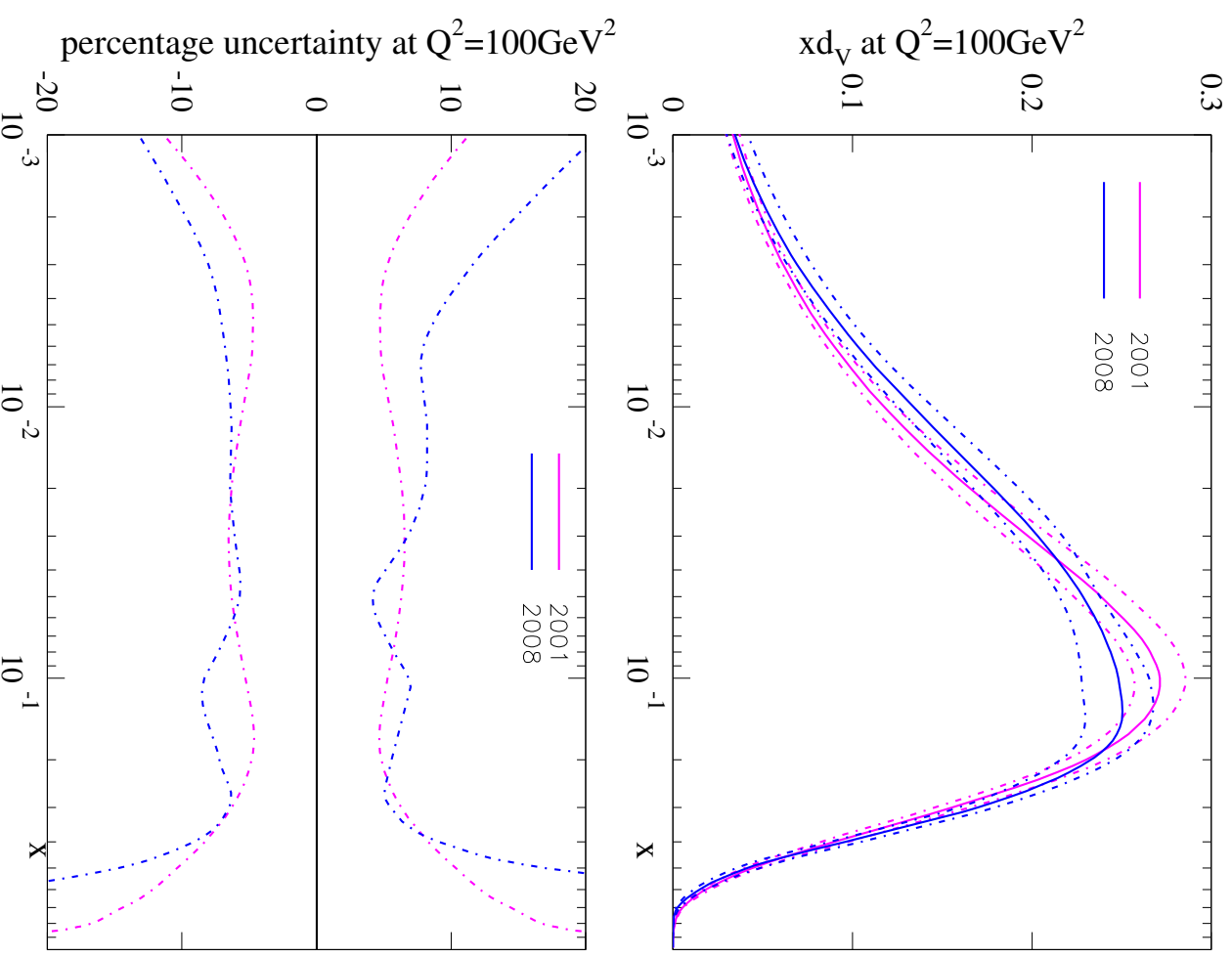
MSTW 2008 NNLO PDF fit, $\chi^2 = 51$ for 29 points



Overall $d_V(x, Q^2)$ now chooses a different type of shape.

Mainly changed by new *Tevatron* W -asymmetry data and new neutrino structure function data.

Uncertainty growing more quickly as $x \rightarrow 0$ and $x \rightarrow 1$ than before due to better parameterisation in determining uncertainty eigenvectors.



Jet data and the gluon.

Also now include HERA inclusive and dijet DIS data using fastNLO.

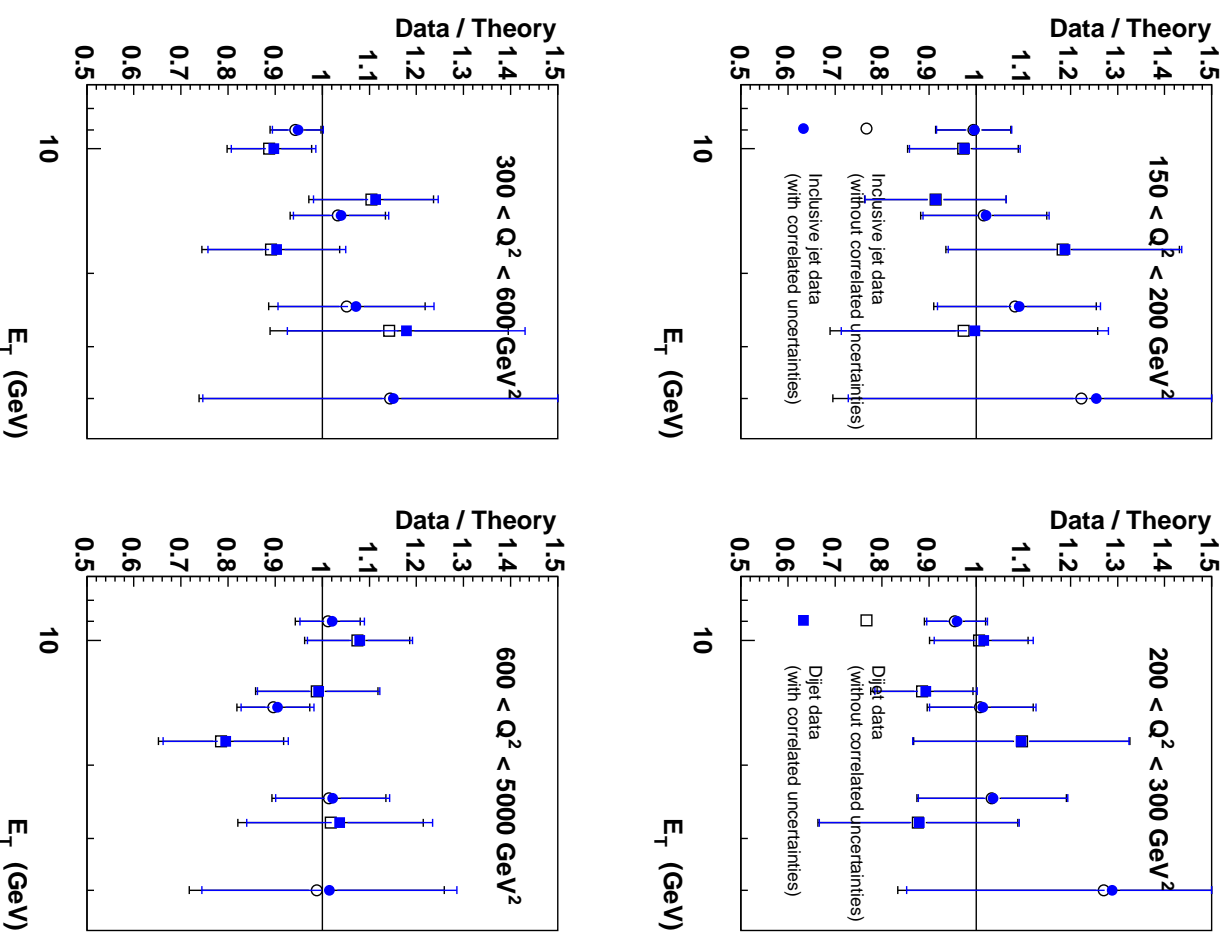
Fit generally excellent. Correlated systematic uncertainties have little effect in this case.

At NNLO do not know cross-section. Leave out of NNLO fit.

Comparison to data using NNLO partons and NLO cross-sections very good.

H1 95-97 incl. jet and dijet data, $\chi^2 = 13/32$ pts.

MSTW NLO PDF fit (preliminary, 17/10/2007)

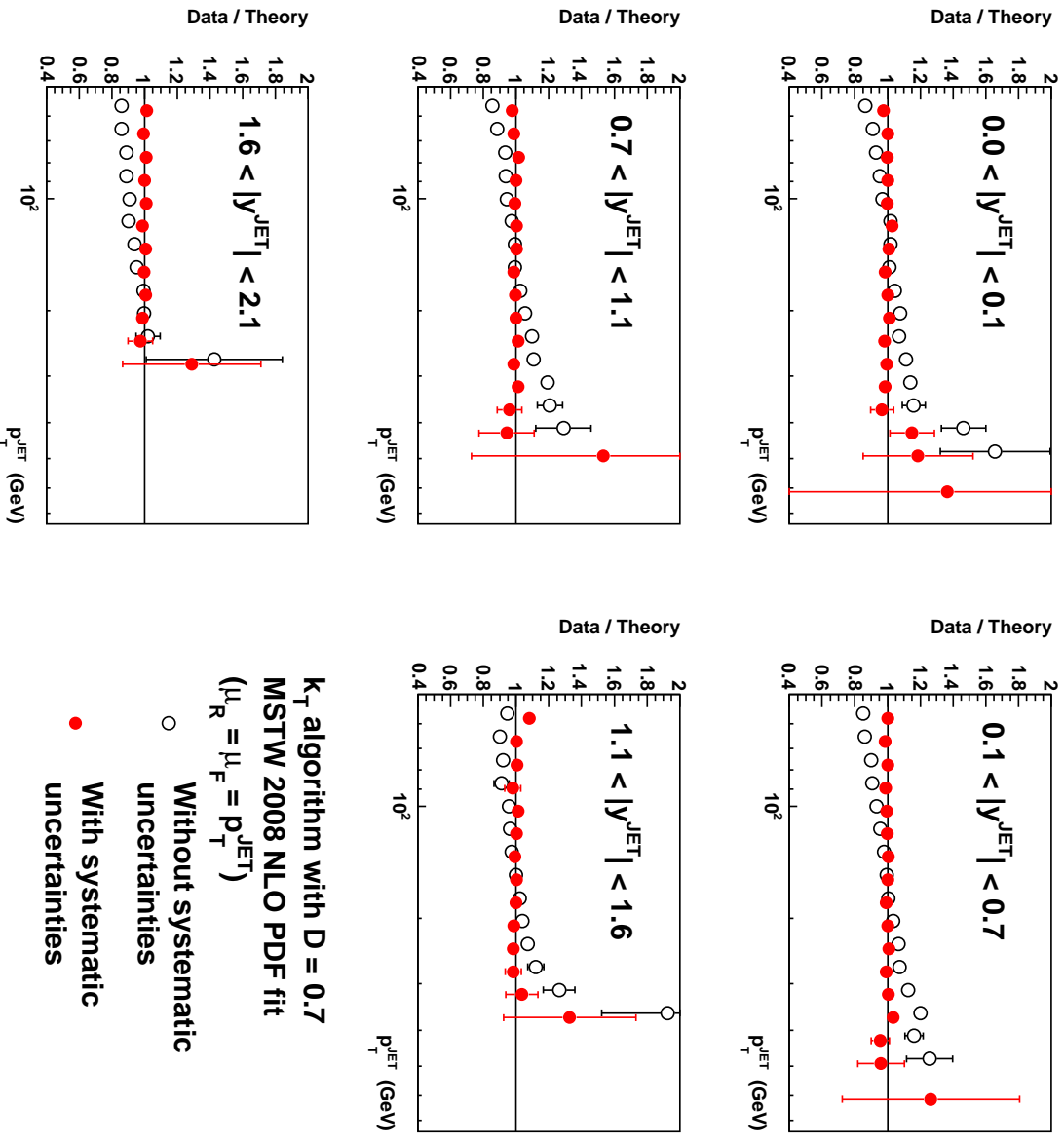


Include CDF Run II inclusive jet data in different rapidity bins using k_T jet algorithm (mid-point cone algorithm data seems very similar – not published).

Very good fit – $\chi^2 = 55/76$.

Full use of correlated systematic errors required for any sensible result.

CDF Run II inclusive jet data, $\chi^2 = 55$ for 76 pts.



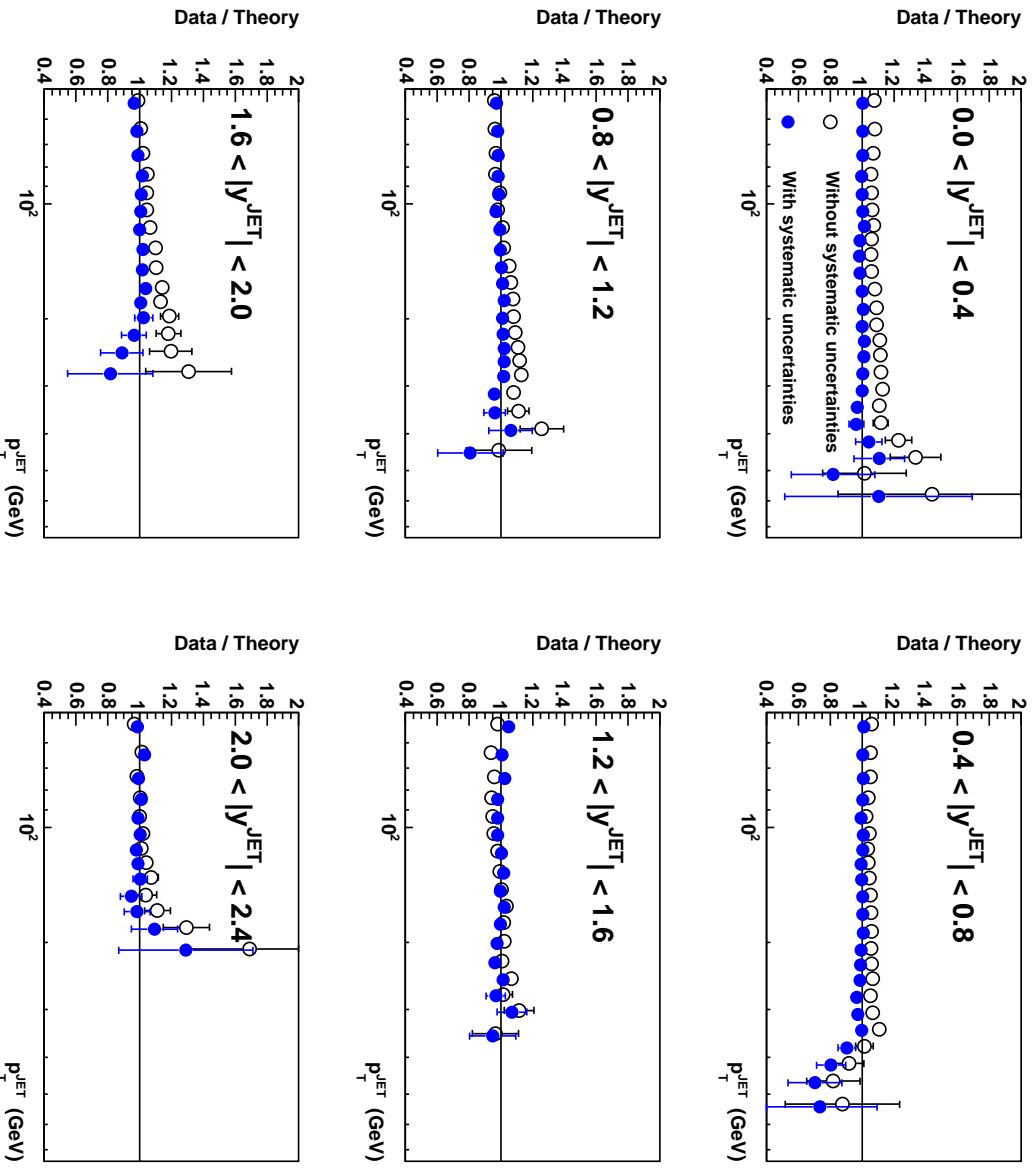
Also include very recent **D0**
 Run II inclusive jet data in
 different rapidity bins using
 mid-point cone algorithm jet
 algorithm.

Again very good fit – $\chi^2 =$
115/110.

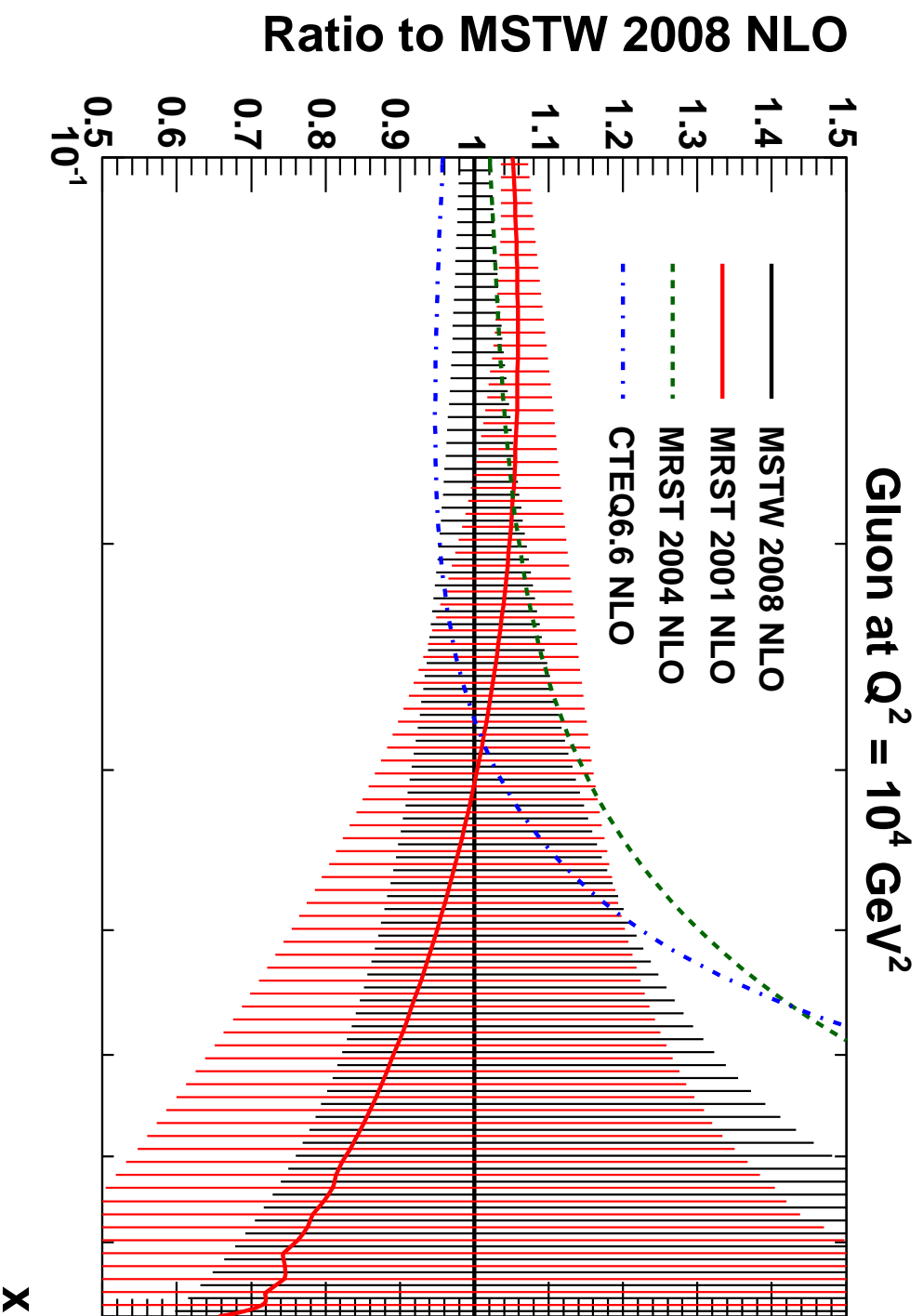
use $\mu = p_T$ rather than
 previous default $\mu = p_T/2$.
 Latter gives smaller **NLO**
 correction for low y , but
 dangerously large corrections
 for higher y (noticed by **D0**).

Both **CDF** and **D0** jet data
 softer at high p_T than before.

D0 Run II inclusive jet data (cone, R = 0.7) **MSTW 2008 NLO PDF fit ($\mu_R = \mu_F = p_T^{\text{JET}}$), $\chi^2 = 115$ for 110 pts.**

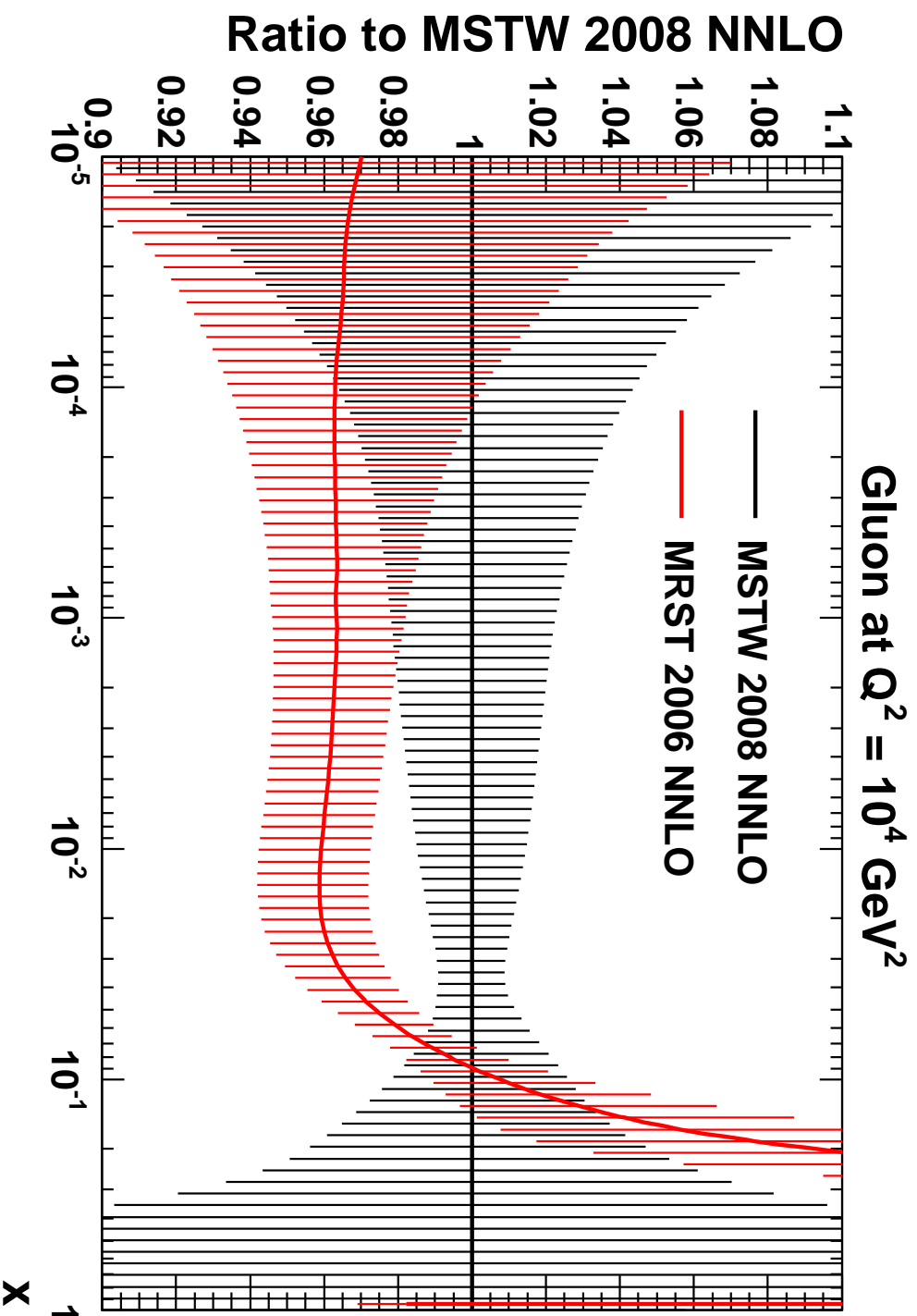


Results in softer gluon at high- x than MRST2004 and CTEQ6.6 which fit run I data well.



Slightly harder than MRST2001 gluon, which did not fit run I data very well. Marginally smaller uncertainty, but now one more free gluon parameter in eigenvectors.

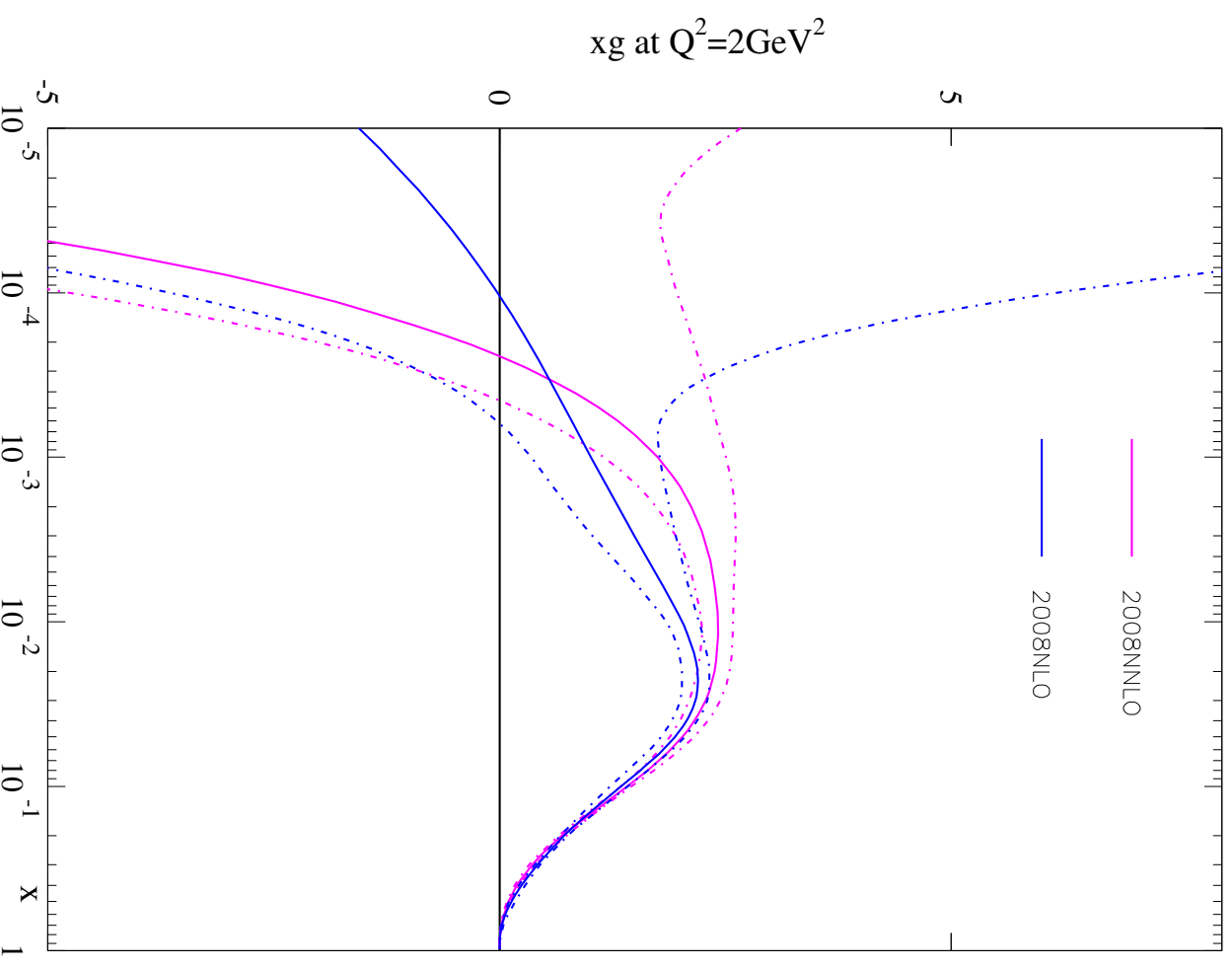
Smaller high- x gluon (and slightly smaller α_S) results in larger small- x gluon – now shown at NNLO.



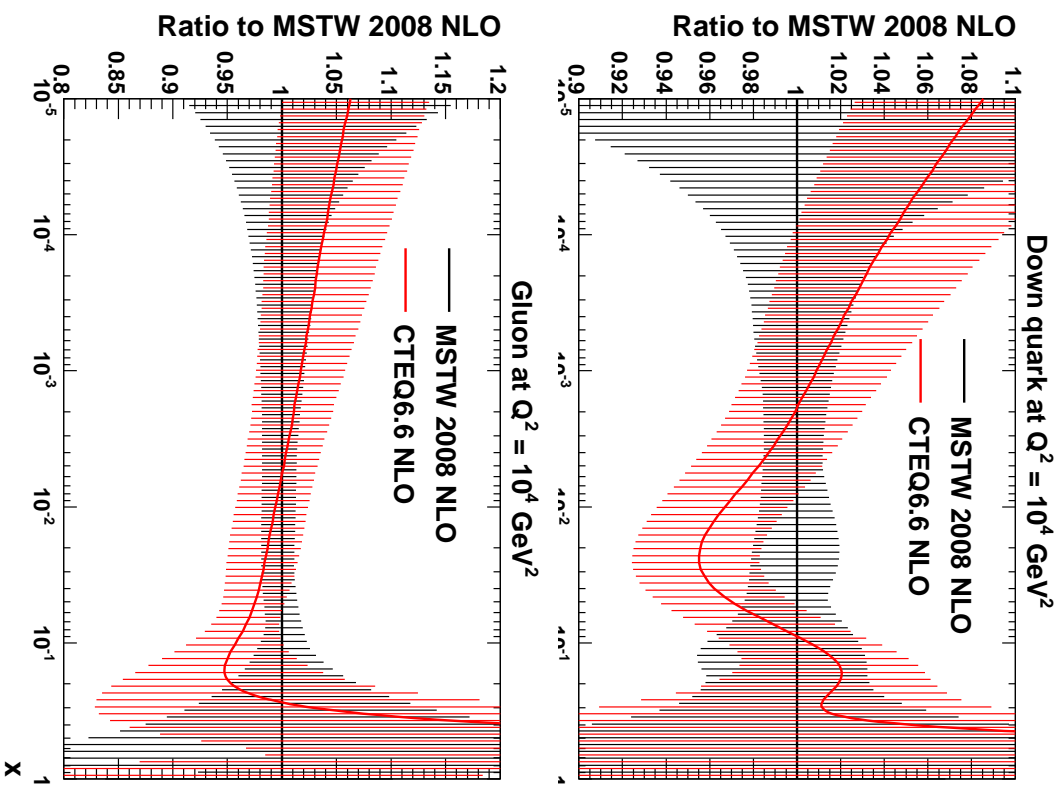
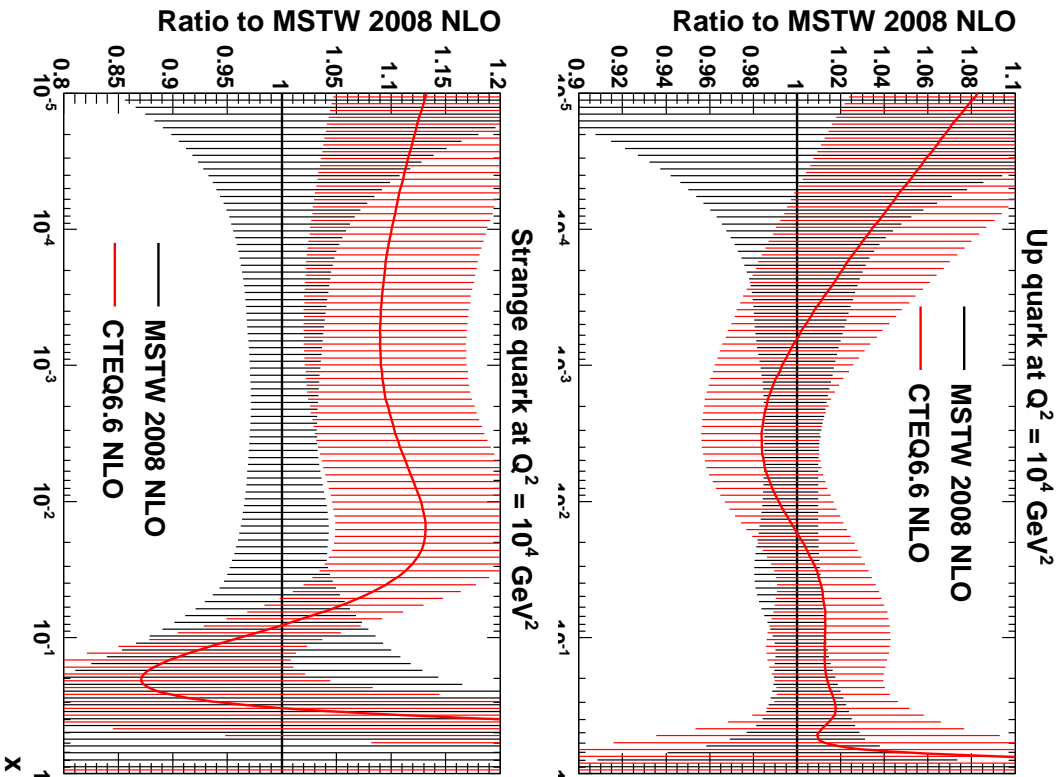
Larger small- x uncertainty due to extrat free parameter.

Comparison of gluon distributions at **NLO** and **NNLO** at $Q^2 = 2\text{GeV}^2$. General result that **NNLO** becomes more negative at very low x , still true. Uncertainty on gluon also extremely large at $x \sim 10^{-5}$. Positivity well within uncertainties.

Less constraint on **NNLO** gluon on negativity (see later).



Comparison to CTEQ6.6 at NLO.



CTEQ strange now larger at small- x .

CTEQ gluon larger at high- x (run 1 jets) and small- x (input parameterization). Feeds into quark shape.

Predictions for W and Z cross-sections for LHC and Tevatron (in brackets) with common fixed order QCD and vector boson width effects, and common branching ratios.

	$B_{l\nu} \cdot \sigma_W$ (nb)	$B_{l+l-} \cdot \sigma_Z$ (nb)
MSTW 2008 NLO (prel.)	20.45 (2.650)	1.965 (0.2425)
MSTW 2008 NNLO (prel.)	21.44 (2.739)	2.043 (0.2512)

Ratio to MSTW 2008 (prel.)	σ_W	σ_Z
MRST 2006 NLO (unpublished)	1.002 (0.995)	1.009 (1.001)
MRST 2006 NNLO	0.995 (1.004)	1.001 (1.010)
MRST 2004 NLO	0.974 (0.990)	0.982 (1.000)
MRST 2004 NNLO	0.936 (0.991)	0.940 (1.003)
CTEQ6.6 NLO	1.019 (0.978)	1.022 (0.987)

Increases from **MRST2006** compared to **MRST2004** due to changes due to improved (**NLO**) or completed (**NNLO**) heavy flavour prescription.

Virtually no change from **MRST2006** \rightarrow **MRST2008**. Not guaranteed to be true for all quantities.

Consistent with **CTEQ6.6**, but systematic differences mirror shape of gluon/quarks.

$$F_L(x, Q^2)$$

F_L LO, NLO and NNLO

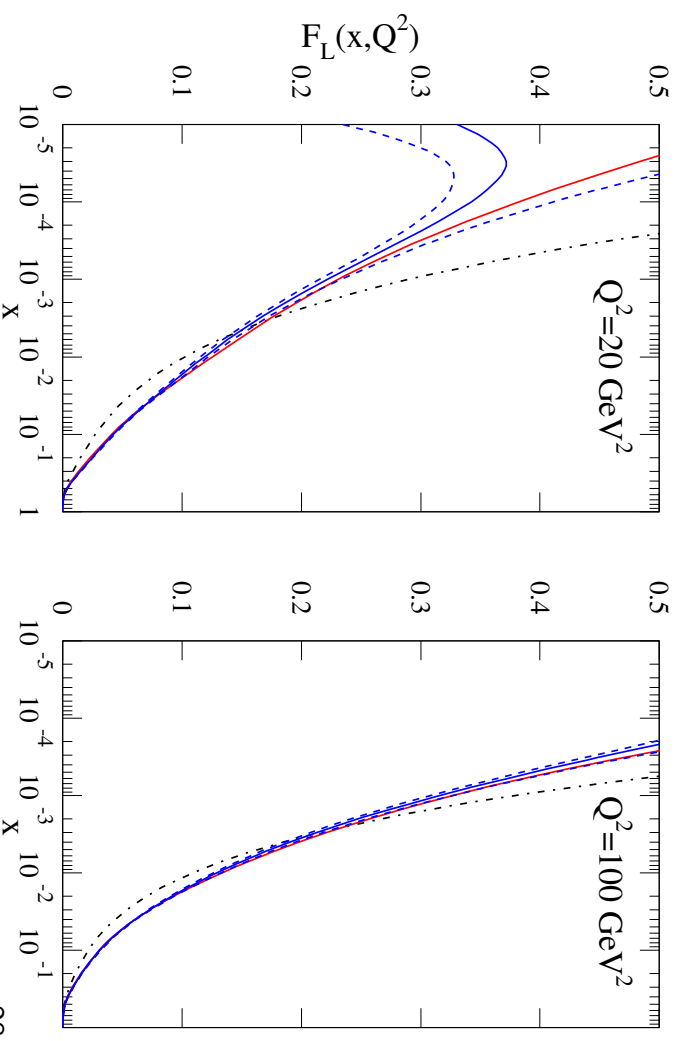
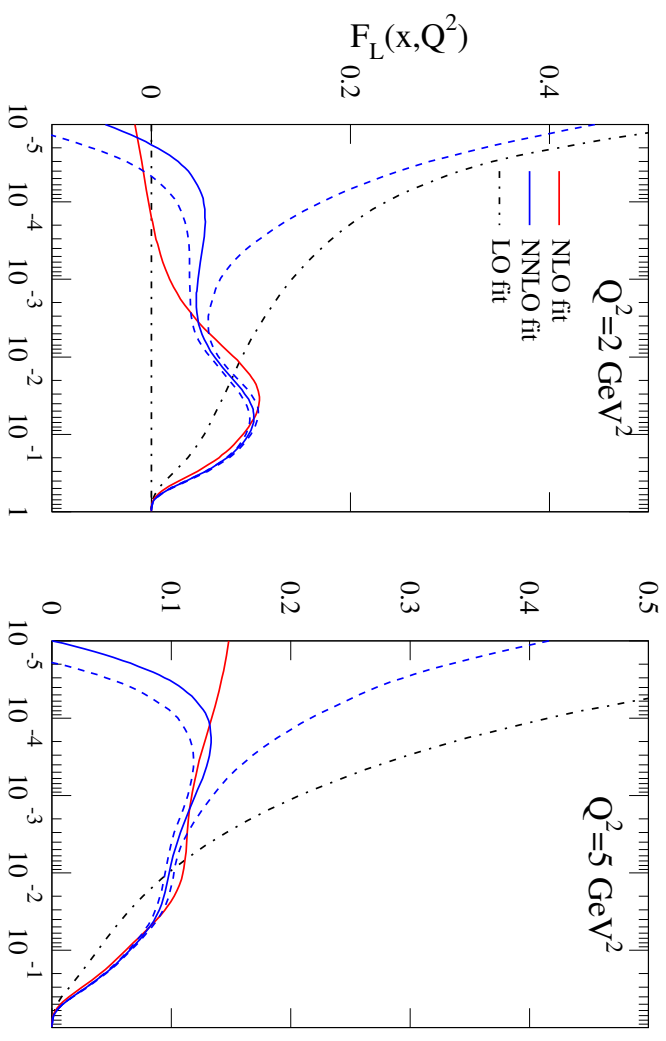
$F_L(x, Q^2)$ predicted from the MSTW global fit at LO, NLO and NNLO (prelim).

NNLO coefficient function compensates decrease in NNLO gluon.

$F_L(x, Q^2)$ prediction more stable than for gluon at small x .

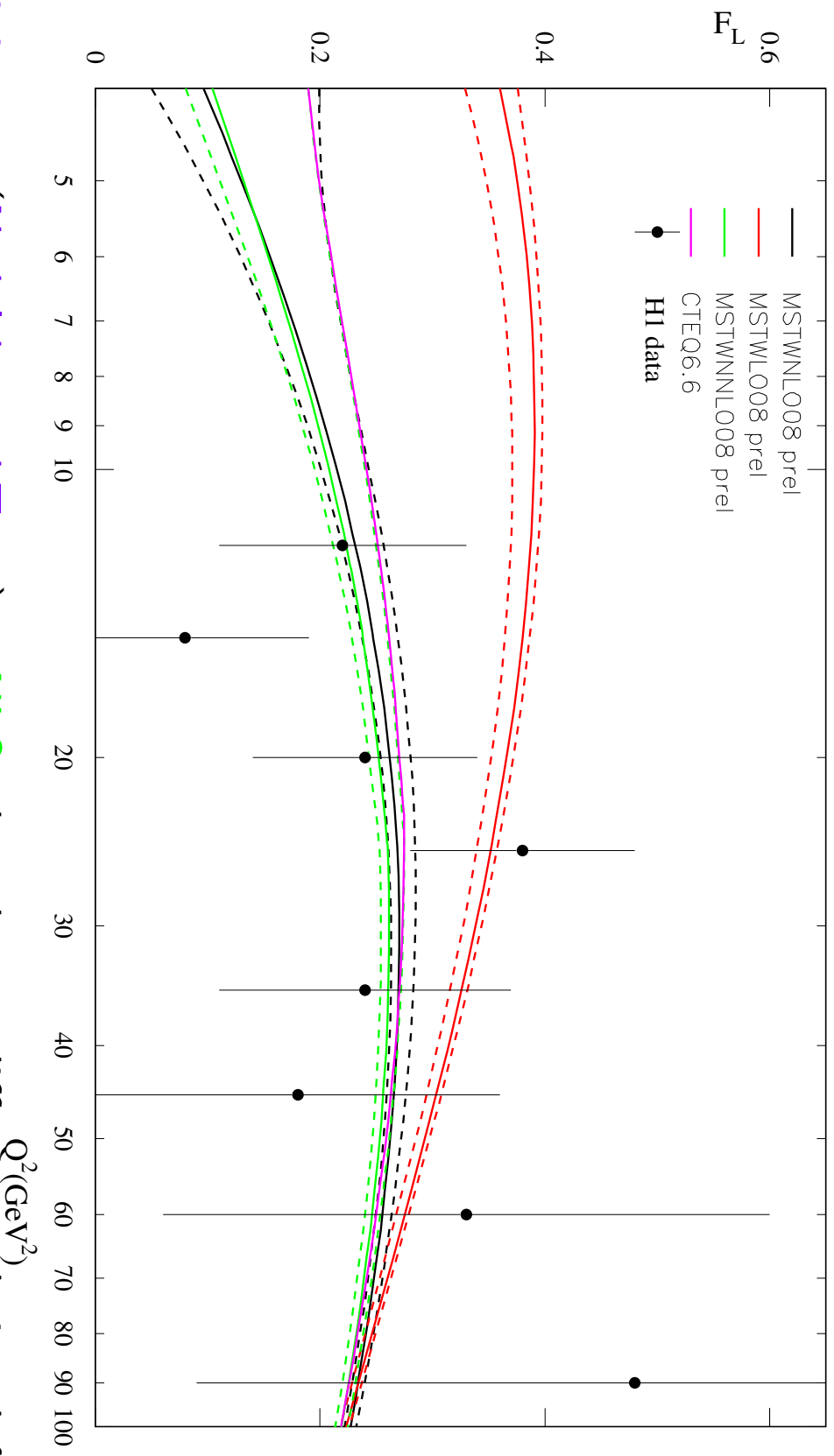
However, current default negative at both NLO and NNLO at lowest x and Q^2 – delicate balance between gluon and NNLO coefficient function. However, enormous uncertainty here.

Significantly negative NNLO gluon can give sensible $F_L(x, Q^2)$.



Look at variations in predictions for HERA range of measurement. Use $x = Q^2/35420$.

Comparison of different F_L predictions

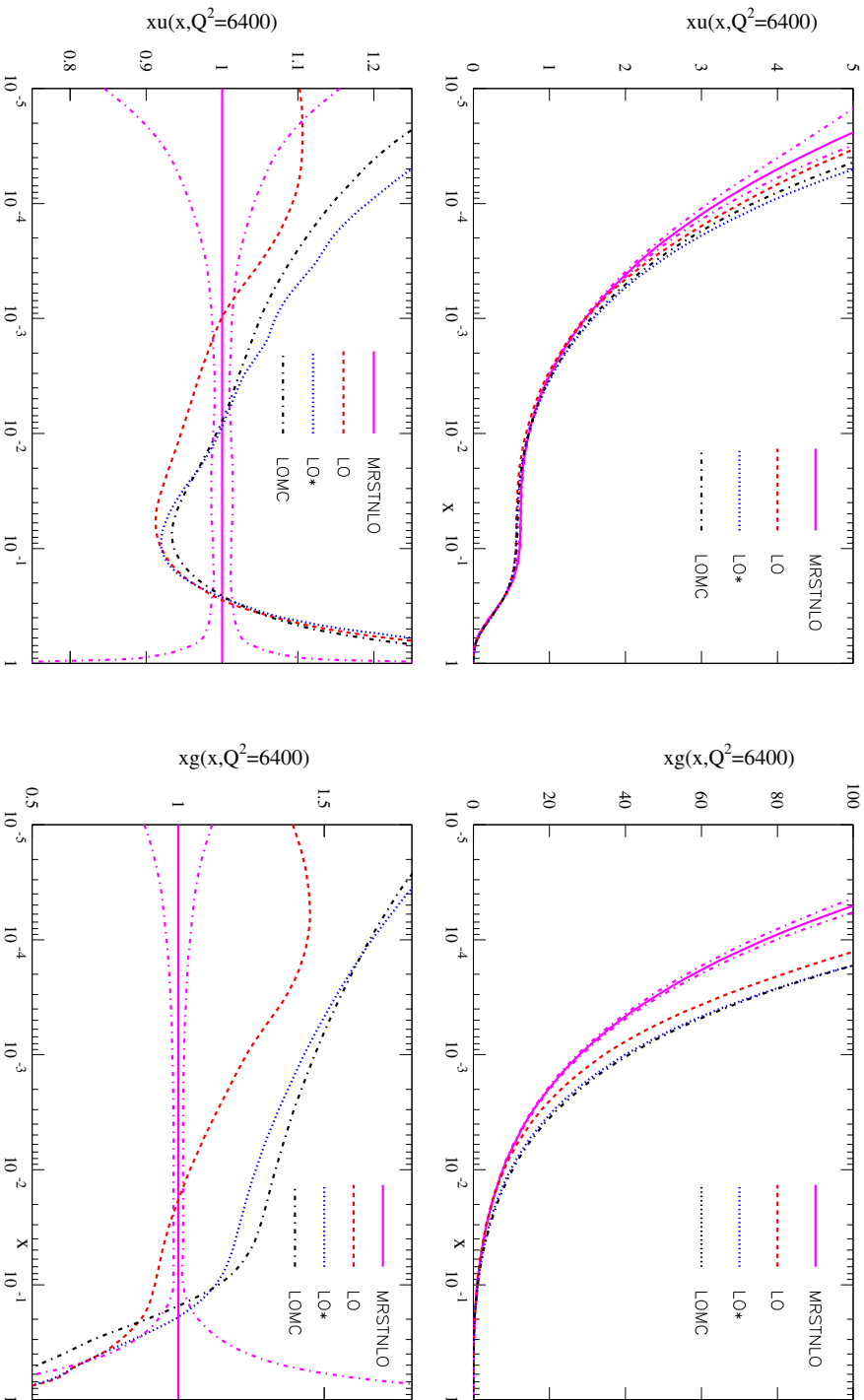


CTEQ6.6 curve (Nadolsky and Tung) at NLO, though uses different ordering definition
 → slight comparative increase. Within MSTW uncertainties.

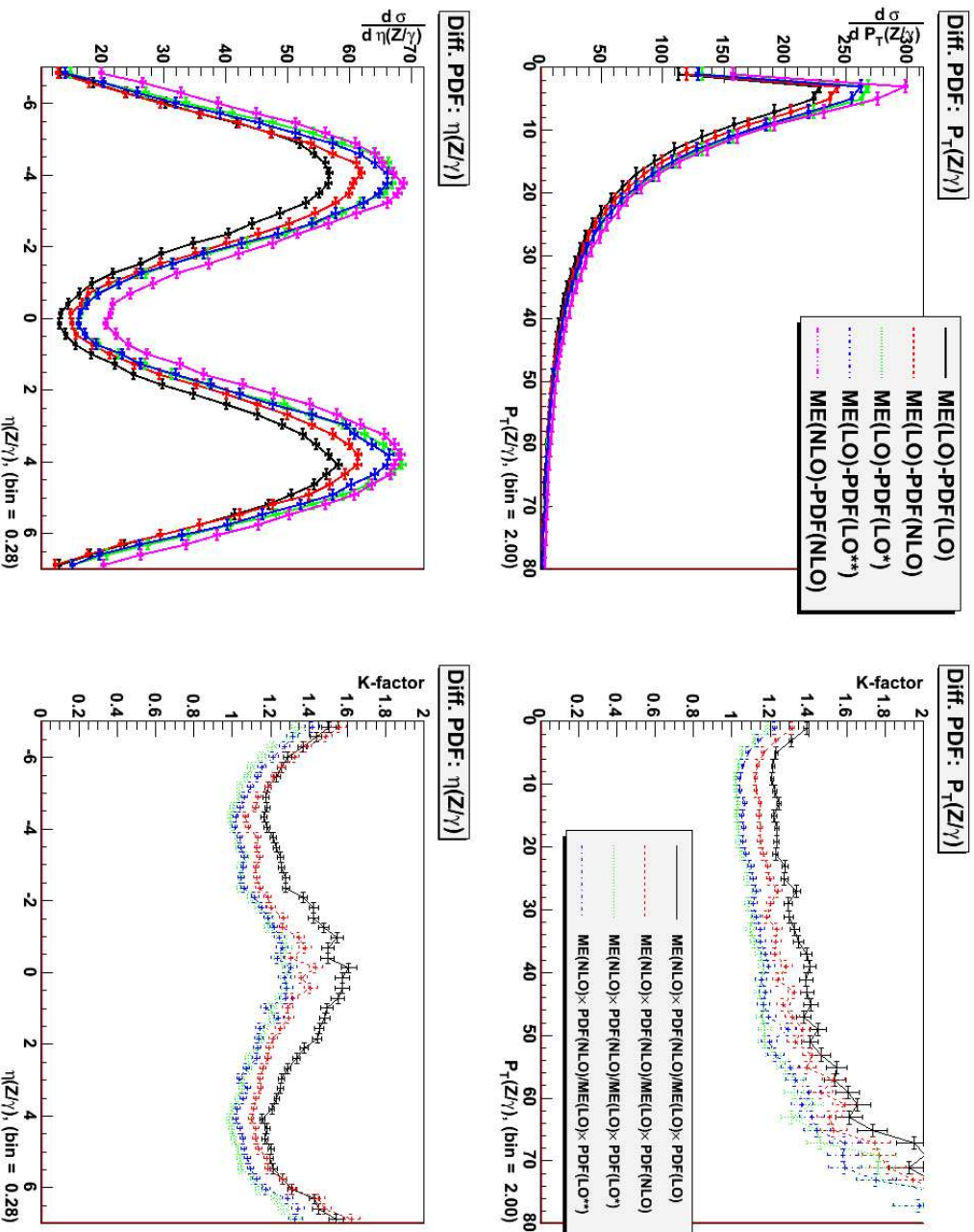
Not too much variation between NLO and NNLO until lower Q^2 and x .

Modified LO partons for use in LO Monte Carlos – work with **A Sherstnev**. Enhancement of **LO*** partons from momentum violation (plus use of **NLO** coupling) leads to best match to full **NLO** predictions except for t -channel processes, where all corrections are small anyway.

Recently updated by using Monte Carlo inspired choice of scale $k_T^2 = (1-z)/zQ^2$ in P_{qq} splitting function. Automatically includes leading-log high- z resummations. Partons rather insensitive to change.



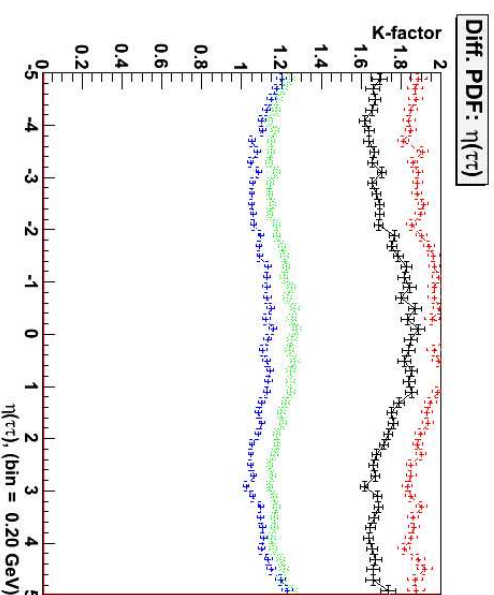
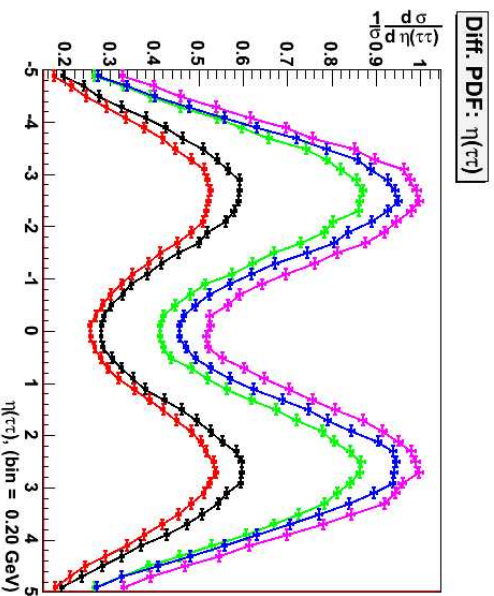
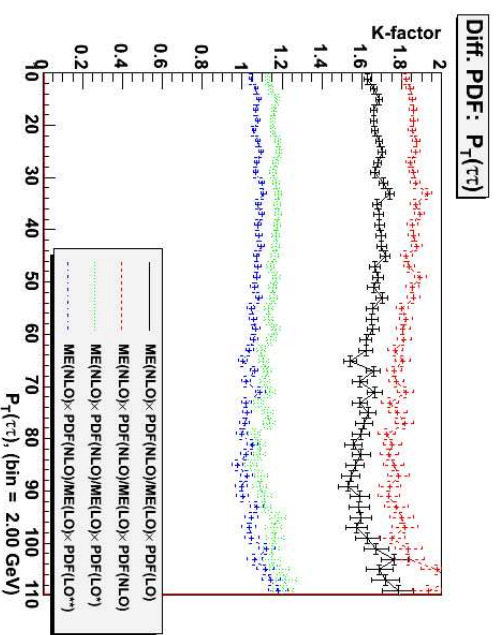
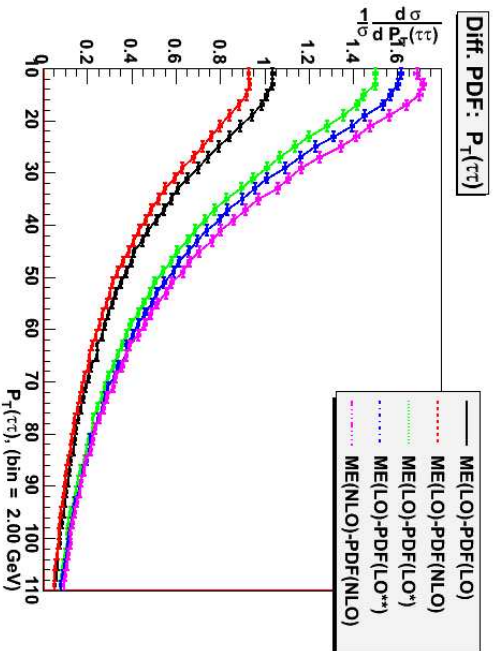
Look at distributions.



Results using **LO**** partons extremely similar to those using **LO*** partons for Z production.

Very similar for W production.

Look at gluon dominated quantity



Results using **L0*** partons extremely similar to those using **L0*** partons for Higgs production from gluon-gluon fusion.

Very similar for **$b\bar{b}$** production.

Consider instead single top production with $t \rightarrow \mu + \nu + b$ production at the LHC. Now a t -channel process.

$$\text{NLO}(\text{ME}) \otimes \text{NLO}(\text{pdf}) = 259\text{pb}.$$

$$\text{LO}(\text{ME}) \otimes \text{LO}(\text{pdf}) = 238\text{pb}.$$

$$\text{LO}(\text{ME}) \otimes \text{NLO}(\text{pdf}) = 270\text{pb}.$$

$$\text{LO}(\text{ME}) \otimes \text{LO}^*(\text{pdf}) = 298\text{b}.$$

$$\text{LO}(\text{ME}) \otimes \text{LO}^*(\text{pdf}) = 288\text{b}.$$

LO^{**} slightly better than LO^* . Similar for other t -channel process vector boson production of Higgs + two jets using NLO code VBFNLO (Zeppenfeld *et al*).

$$\text{NLO}(\text{ME}) \otimes \text{NLO}(\text{pdf}) = 4.52\text{pb}.$$

$$\text{LO}(\text{ME}) \otimes \text{LO}(\text{pdf}) = 4.26\text{pb}.$$

$$\text{LO}(\text{ME}) \otimes \text{NLO}(\text{pdf}) = 4.65\text{pb}.$$

$$\text{LO}(\text{ME}) \otimes \text{LO}^*(\text{pdf}) = 4.95\text{pb}.$$

$$\text{LO}(\text{ME}) \otimes \text{LO}^{**}(\text{pdf}) = 4.85\text{pb}.$$

Conclusions

Inclusion of a lot of new data. Dimuon data fitted directly. Important constraint on strange, and weak evidence for strangeness momentum asymmetry. New uncertainties on $s + \bar{s}$ feed into other partons.

Tevatron W, Z data important constraint on quarks – constraining for d_V and to some extent \bar{d} . Slightly different shape for $d_V(x, Q^2)$.

HERA and Tevatron jets now fit using fastNLO. Works well and fit good. New run II CDF and D0 jet data included in fit. Smaller high- x gluon. larger small- x gluon.

Change in best fit values of $\alpha_s(M_Z^2)$. Using $m_c = 1.4\text{GeV}$ at NLO 0.1203 compared to 0.121 in unofficial MRST06 set. At NNLO 0.1169 compared to 0.119 in MRST06 set. At NNLO change in partons due coupling alone comparable to uncertainty.

Have full updated NLO and NNLO partons for LHC complete with experimental uncertainties. Different algorithm for uncertainties – similar results. To be certified very soon. Theoretical uncertainties require more work.

New HERA data on $F_L(x, Q^2)$ published so far in good agreement with predictions. Further data will help determine small- x dynamics and “averaged” HERA structure function data help determine uncertainties on quarks and gluon.

Neither standard **LO** and **NLO** partons ideal for **LO** generators. Comparison with processes where **NLO** known suggests modified **LO*** partons, usually provides most reliable results. Further change to coupling in **LO**** leads to slight further improvement. Now available on **LHAPDF**. In **lhappdf-5.4.0** available as

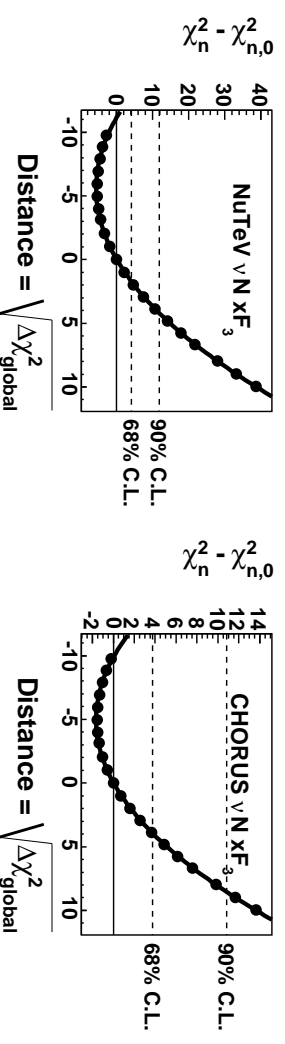
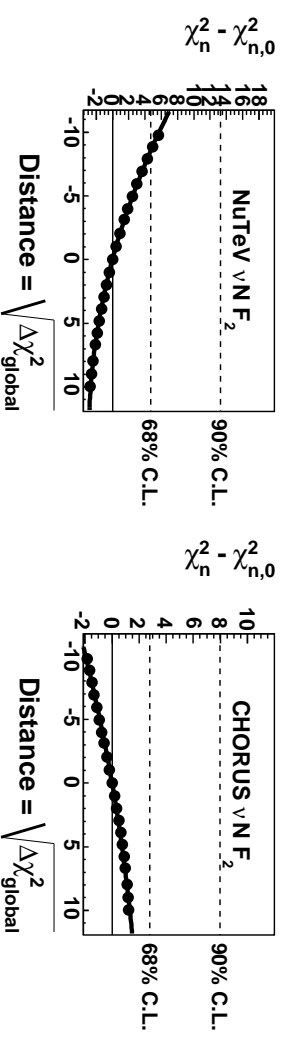
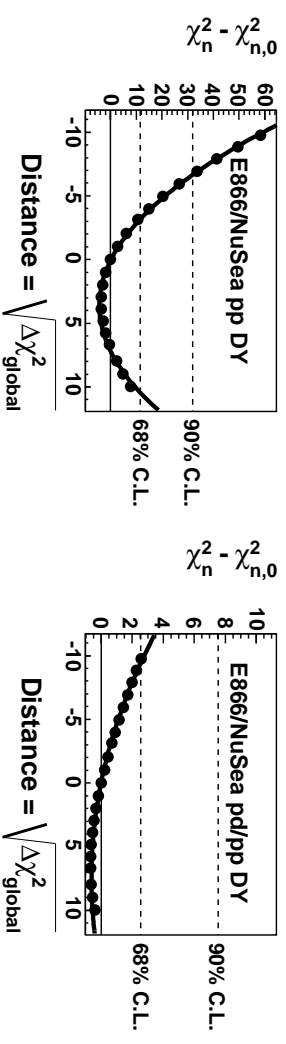
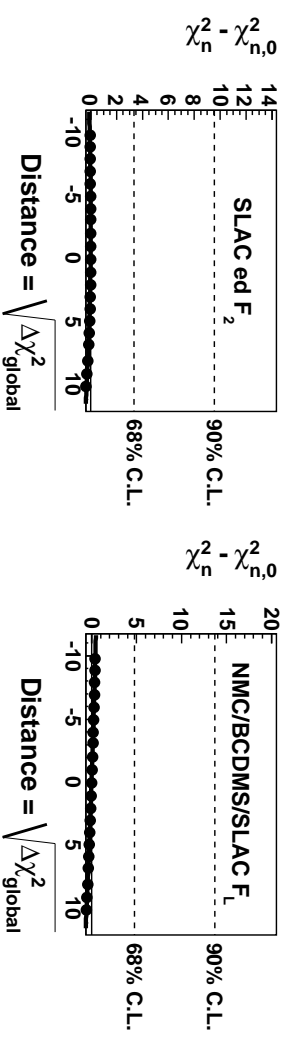
MRST2007lomod.LHgrid – LO*

MRSTMCal.LHgrid – LO**

Structure of the proton incredibly well-constrained by lots of different data sets. Still lots to test/check at **LHC** and quite a few uncertain realms for predictions. Plenty of scope for surprises.

MSTW 2008 NLO PDF fit Eigenvector number 13

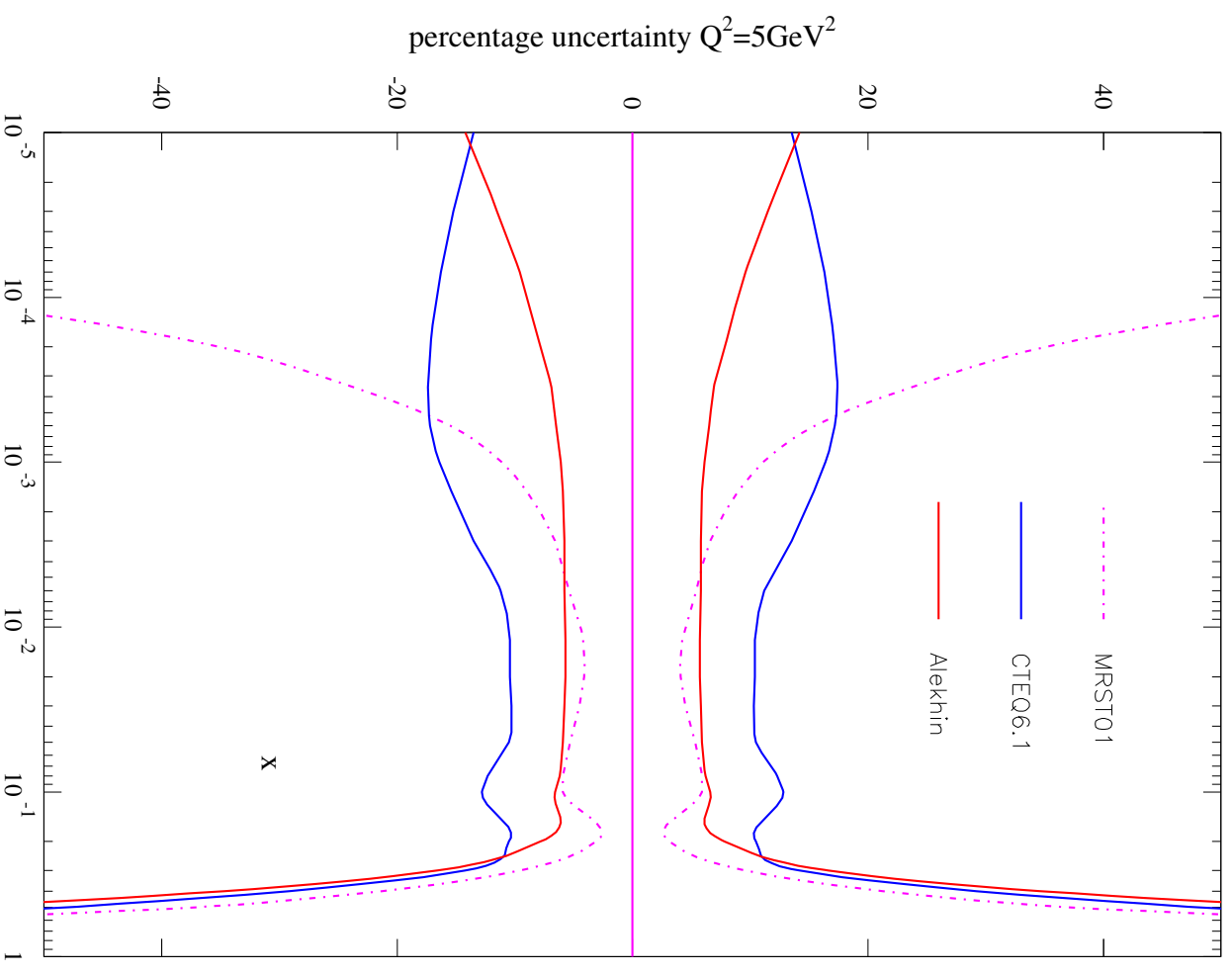
Variation in χ^2 for single data set as function of increase in global χ^2 for eigenvector 13.



MRST uncertainty blows up for very small x , whereas Alekhin (and ZEUS and H1) gets slowly bigger, and CTEQ saturates (or even decreases).

Related to input forms and scales.

(*Meck* in MRST gluon cured in MSTW).



MRST (MSTW) parameterise at $Q_0^2 = 1 \text{ GeV}^2$ but allow negative and positive small x contributions. Very flexible. Represent true uncertainty at low x ?

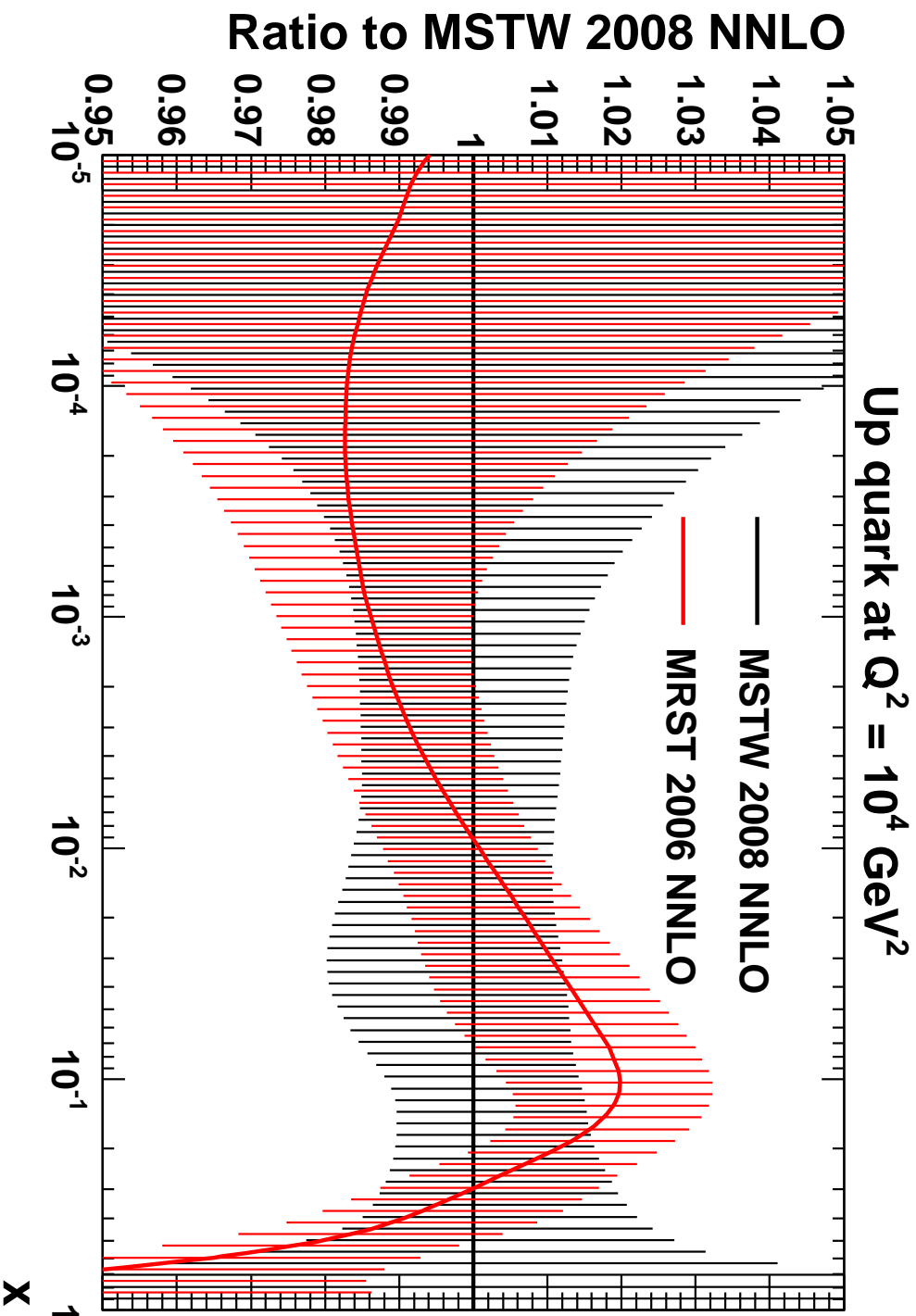
Alekhin and **ZEUS** gluons input at higher scale – behave like $x^{-\lambda}$ at small x . Uncertainty due to uncertainty in one parameter.

CTEQ gluons input at $Q_0^2 = 1.69 \text{ GeV}^2$. Behave like $x^{-\lambda}$ at small x where λ large and positive. Input gluon valence-like.

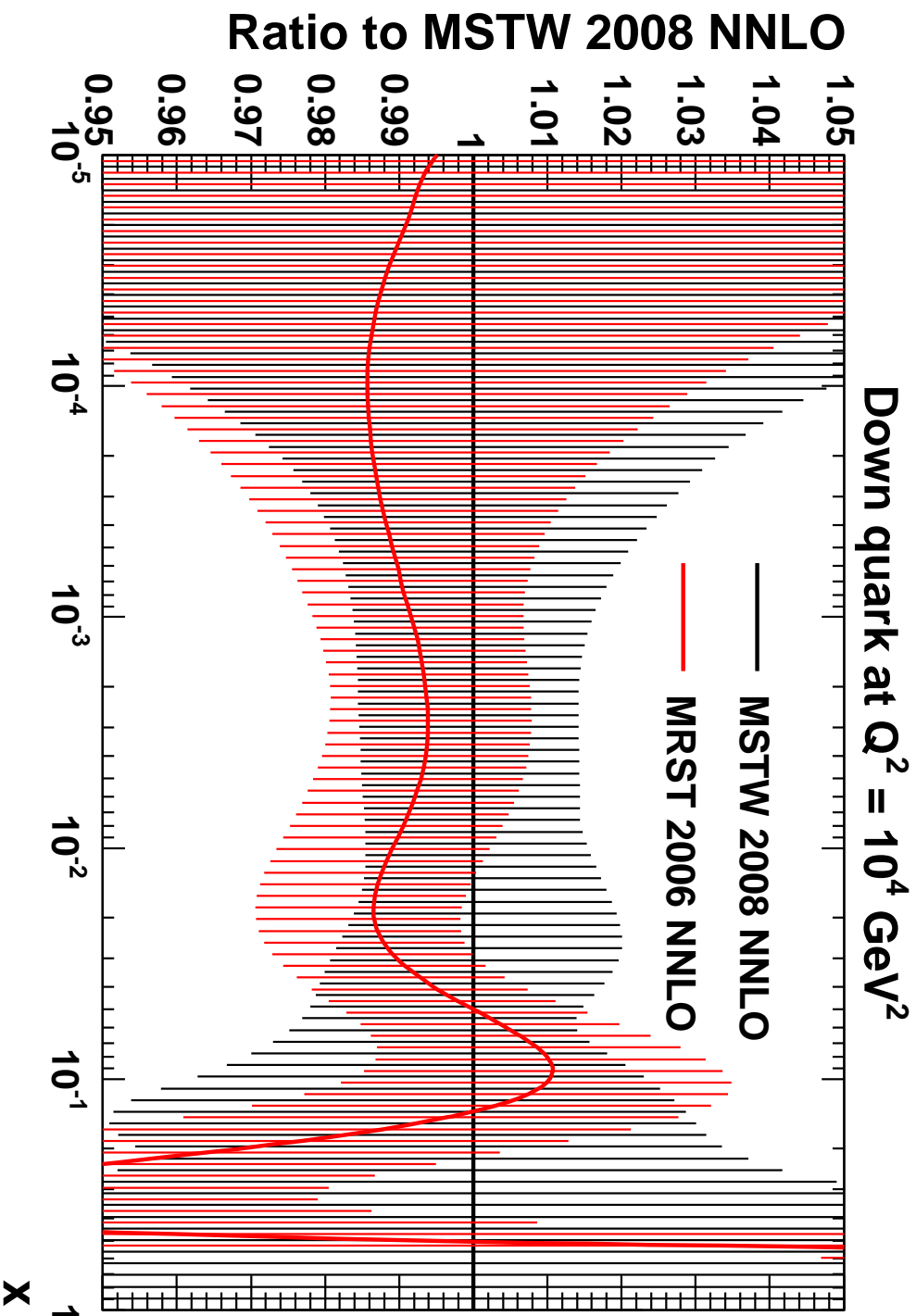
Requires fine tuning. Evolving backwards from steep gluon at higher scale valence-like gluon only exists for very narrow range of Q^2 (if at all).

Small x input gluon tiny – very small absolute error. At higher Q^2 all uncertainty due to evolution driven by higher x , well-determined gluon. Very small x gluon no more uncertain than at $x = 0.01 - 0.001$.

Change in shape in $u(x, Q^2)$ between MRST2006 and MRST2008 at NNLO at $x > 0.05$ mainly due to smaller α_S giving smaller coefficient function corrections to structure functions.

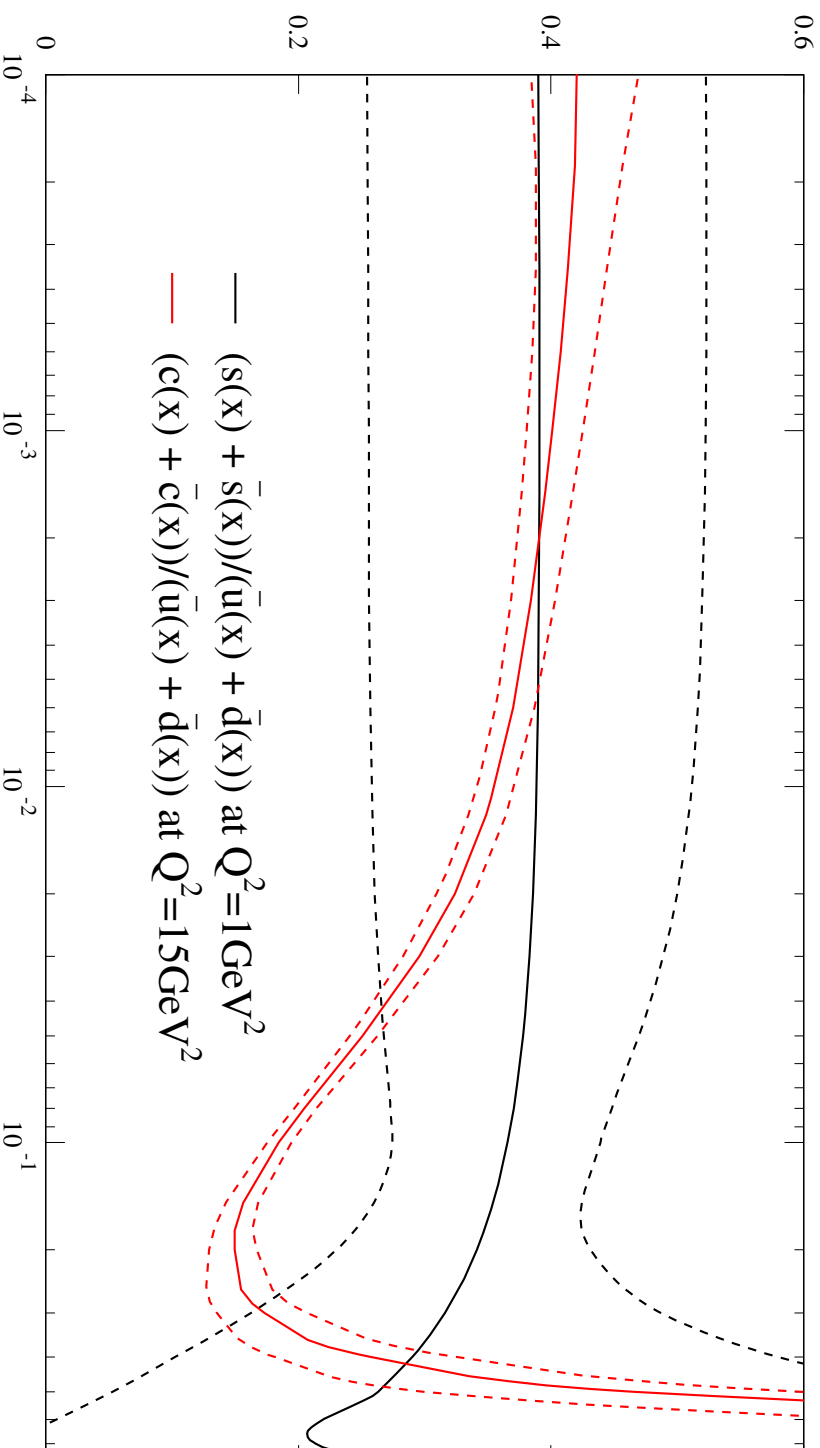


Change in shape in $d(x, Q^2)$ between MRST2006 and MRST2008 at NNLO at $x > 0.05$ also mainly due to smaller α_S giving smaller coefficient function corrections to structure functions.



Strange itself has some non-insignificant mass, and this should qualitatively lead to suppression compared to light sea quarks up and down.

When c and b turn on they evolve like massless quarks, but always lag behind. \rightarrow some suppression at all x for finite Q^2 .



$c + \bar{c}$ evolved through $\sim 7 - 8$ times input scale similar to $s + \bar{s}$ at $Q^2 = 1\text{GeV}^2$. Do not expect exact correspondence, but very good except $c + \bar{c}$ more suppressed at $x \sim 0.1$. (Implication for $s + \bar{s}$ from recent HERMES K^\pm data).

W-asymmetry

The W -asymmetry at the Tevatron is defined by

$$A_W(y) = \frac{d\sigma(W^+)/dy - d\sigma(W^-)/dy}{d\sigma(W^+)/dy + d\sigma(W^-)/dy} \approx \frac{u(x_1)d(x_2) - d(x_1)u(x_2)}{u(x_1)d(x_2) + d(x_1)u(x_2)},$$

where $x_{1,2} = x_0 \exp(\pm y)$, $x_0 = \frac{M_W}{\sqrt{s}}$.

In practice it is the final state leptons that are detected, so it is really the **lepton asymmetry**

$$A(y_l) = \frac{\sigma(l^+) - \sigma(l^-)}{\sigma(l^+) + \sigma(l^-)}$$

which is measured. Defining angle of lepton in W rest frame

$$\cos^2 \theta^* = 1 - 4E_T^2/M_W^2 \quad \rightarrow \quad y_{lep} = y_W \pm 1/2 \log((1 + \cos \theta^*)/(1 - \cos \theta^*))$$

In practice at highish y_{lep}

$$\sigma(l^+) - \sigma(l^-) \propto u(x_1)d(x_2)(1 - \cos \theta^*)^2 + \bar{d}(x_1)\bar{u}(x_2)(1 + \cos \theta^*)^2 - u(x_2)d(x_1)(1 + \cos \theta^*)^2$$

so fairly sensitive to anti-quarks at lower E_T .

Same with $D0$ data. Similar results. Would like larger $d(x, Q^2)$ for $x \sim 0.2$.

More sensitivity to sea quarks due to lower p_T values.

$D0$ data on lepton charge asymmetry from $W \rightarrow \mu\nu$ decays

