

Multiplicity dependence of transverse momentum correlations in p-Pb and Pb-Pb collisions in ALICE

Prabhat Pujahari (for the ALICE collaboration)

Department of Physics and Astronomy, Wayne State University, Detroit, USA

E-mail: p.pujahari@cern.ch

Abstract. Two-particle correlations provide information about particle production mechanisms in heavy-ion collisions. We report on the study of two particle number correlations (R_2) and transverse momentum correlations ($\Delta p_T \Delta p_T$) in Pb-Pb collisions at $\sqrt{s_{NN}} = 2.76$ TeV and in p-Pb collisions at $\sqrt{s_{NN}} = 5.02$ TeV measured with ALICE detector at the LHC. We study the evolution of both correlation functions with collision centrality and particle multiplicity and find they both exhibit a strong centrality dependence in Pb-Pb collisions and multiplicity dependence in p-Pb collisions. We present studies of pseudorapidity dependent Fourier decompositions of these correlation functions. Given that the details of the collision dynamics may depend on the charge of the particles, we analyze like-sign and unlike-sign particle pairs separately. We combine the correlation functions of like-sign and unlike-sign to obtain a charge independent function. The positive correlation of $\Delta p_T \Delta p_T$ indicates that both particles from a pair are more likely to have momentum above or below the average transverse momentum in an event ensemble.

1. Introduction

Two-particle correlation functions measured at RHIC and the LHC energies have shown unanticipated structures both on the near- and away-side [1, 2, 3, 4]. There remains ambiguity, however. In an effort to lift some of these ambiguities, it is interesting to consider additional observables and types of correlation functions. In this work, we present measurements of R_2 , a number correlation function, which we complement with measurements of a transverse momentum correlation function, $\Delta p_T \Delta p_T$ [5]. These two correlation functions are studied in p-Pb collisions at $\sqrt{s_{NN}} = 5.02$ TeV and Pb-Pb collisions at $\sqrt{s_{NN}} = 2.76$ TeV as a function of charged particle pair relative pseudorapidity, $\Delta\eta$, and azimuthal angle, $\Delta\varphi$, as well as collision centrality. The observable $\Delta p_T \Delta p_T$ features an explicit dependence on the transverse momentum of the produced particles. As such, it provides sensitivity to the correlation “hardness,” i.e. how much high momentum transfer collisions contribute to the correlation dynamics. The measurements presented in this work will thus provide additional quantitative constraints on existing models.

2. Observable definition

Let ρ_1 and ρ_2 be one- and two-particle densities, respectively. The number correlation function is written in terms of the cumulant, i.e. $C_2 = \rho_2 - \rho_1 \rho_1$, as: $R_2 = \frac{C_2}{\rho_1 \rho_1}$. R_2 is by construction independent to first approximation of the detection efficiency, i.e. the detector efficiency cancels

out in the ratio. The transverse momentum correlation is defined as:

$$\langle \Delta p_t \Delta p_t \rangle (\eta_1, \varphi_1, \eta_2, \varphi_2) = \frac{\int \rho_2(\eta_1, \varphi_1, p_{t,1}, \eta_2, \varphi_2, p_{t,2}) \Delta p_{t,1} \Delta p_{t,2} dp_{t,1} dp_{t,2}}{\rho_2(\eta_1, \varphi_1, \eta_2, \varphi_2)} \quad (1)$$

The difference, $\Delta p_{t,i} = p_{t,i} - \langle p_{t,i} \rangle$, taken for each particle, measures deviations from the inclusive average momentum defined as

$$\langle p_{t,i} \rangle = \frac{\int \rho_1(\mathbf{p}_i) p_{t,i} dp_{t,i}}{\int \rho_1(\mathbf{p}_i) dp_{t,i}} \quad (2)$$

The observables in this analysis are discussed in detail in [5].

3. Data analysis

The data presented were acquired by the ALICE detector [6] in Pb-Pb collisions at $\sqrt{s_{\text{NN}}} = 2.76$ TeV and p-Pb collisions at $\sqrt{s_{\text{NN}}} = 5.02$ TeV in the years 2010 and 2013, respectively. For this analysis, the ALICE Inner Tracking System (ITS) and the Time Projection Chamber (TPC) are used to reconstruct charged particle tracks. The VZERO scintillator hodoscopes and the Silicon Pixel Detector (SPD) are used for the trigger definition. Track candidates in the TPC are selected in the pseudorapidity range $|\eta| < 1.0$. Track quality cuts in the TPC are based on the number of reconstructed space points (at least 70 out of a maximum of 159). Tracks are rejected from the final sample if their distance of closest approach to the reconstructed vertex in the longitudinal (d_Z) and radial (d_{xy}) directions are greater than 3.2 cm and 2.4 cm, respectively. Contamination from HBT effects in like-sign pairs is not removed in this measurement. An electron rejection cut is applied to suppress contribution from photon conversions. Four different charge pairs (+-, -+, ++, --) are measured and the information is combined into a charge independent (CI) correlation function.

$$CI = \frac{1}{4} \{ (+-) + (-+) + (++) + (--) \} \quad (3)$$

4. Results

Figures 1 and 2 display the correlation function R_2 and $\Delta p_T \Delta p_T$, respectively, in three different centrality classes in Pb-Pb collisions. Both correlation functions exhibit decreasing amplitude with increasing number of particles, which reflects correlation dilution with large multiplicity. While an away-side doubly peaked structure is observed in $\Delta p_T \Delta p_T$ correlation in the 0-5% centrality bin, there is no such feature for the R_2 correlation in the same centrality bin and it emerges only in more central (0-2%) collisions [7]. For the 30-40% centrality bin, the distributions are dominated by a large $\cos(2\Delta\varphi)$ modulation.

To characterize the various features observed in the correlation functions and to disentangle them, we proceed to fit the data with a Fourier decomposition in relative azimuth, $\Delta\varphi$, with coefficients that depend on $\Delta\eta$:

$$F(\Delta\eta, \Delta\varphi) = c_0(\Delta\eta) + 2 \times \sum_{n=1}^6 c_n \cos(n\Delta\varphi). \quad (4)$$

The left and right panel of Figure 3 show the c_1 and c_2 coefficients, respectively, in selected centralities in Pb-Pb collisions at $\sqrt{s_{\text{NN}}} = 2.76$ TeV. However, given the correlation functions have been symmetrized in $\Delta\eta$, we show the results only for $\Delta\eta > 0$. The first order coefficient, c_1 , is influenced by the presence of the near-side peak in the correlation functions. One consequently observes positive values at all collision centralities for $\Delta\eta < 0.7$ and negative values otherwise.

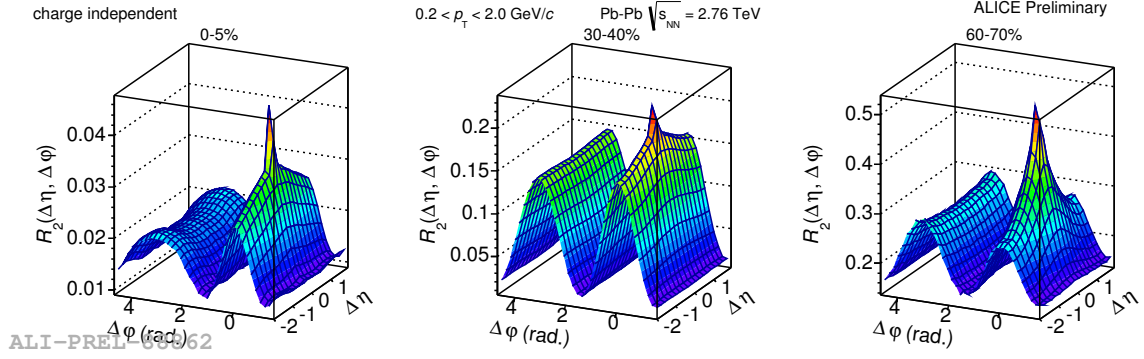


Figure 1. Correlation function R_2 for charge independent (CI) pairs ($0.2 < p_T < 2.0$ GeV/c) in Pb-Pb collisions at $\sqrt{s_{NN}} = 2.76$ TeV for selected collision centrality ranges.

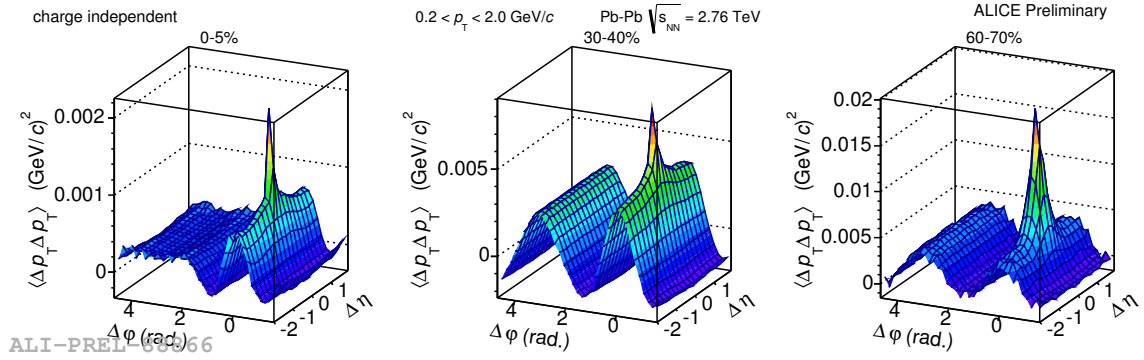


Figure 2. Correlation function $\Delta p_T \Delta p_T$ for charge independent (CI) pairs ($0.2 < p_T < 2.0$ GeV/c) in Pb-Pb collisions at $\sqrt{s_{NN}} = 2.76$ TeV for selected collision centrality ranges.

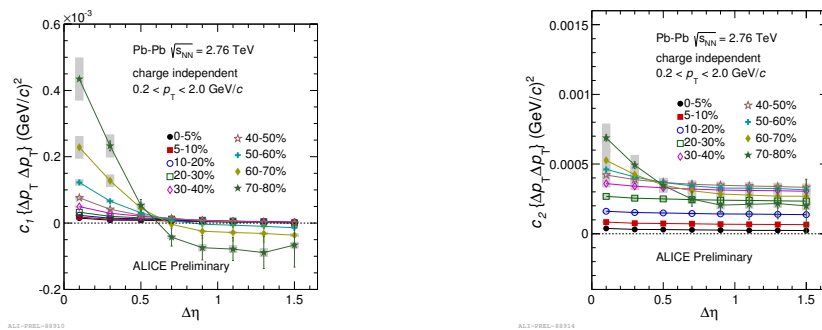


Figure 3. Harmonic coefficient $c_1\{\Delta p_T \Delta p_T\}$ (left) and $c_2\{\Delta p_T \Delta p_T\}$ (right) in Pb-Pb collisions at $\sqrt{s_{NN}} = 2.76$ TeV.

Negative values reflect, in part, the fact that momentum conservation requires that particles should be emitted back-to-back in azimuth. The second order coefficient, c_2 , depends on the collision centrality. We note that the values of c_2 exhibit a smaller dependence on $\Delta\eta$ for all results from centrality bins between 0 and 50% in Pb-Pb collisions.

While comparing the coefficients, $c_n\{R_2\}$ vs. $c_n\{\Delta p_T \Delta p_T\}$ in p-Pb collisions, we observe

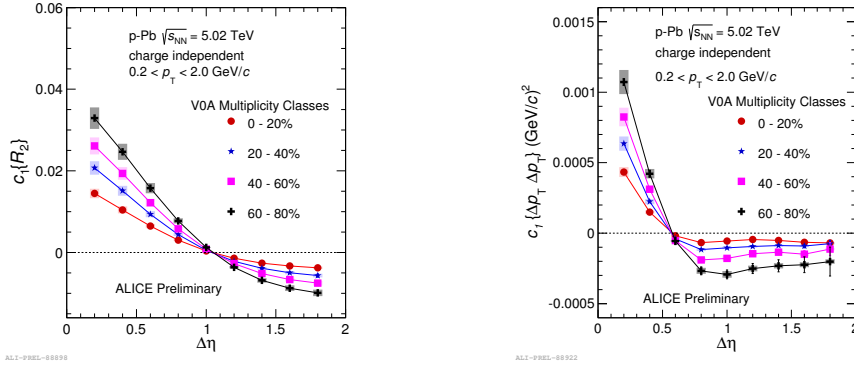


Figure 4. Harmonic coefficient $c_1\{R_2\}$ (left) and $c_1\{\Delta p_T \Delta p_T\}$ (right) in p-Pb collisions at $\sqrt{s_{NN}} = 5.02$ TeV.

different $\Delta\eta$ dependence for the correlation observables. As shown in Figure 4, $c_1\{\Delta p_T \Delta p_T\}$ changes sign earlier ($\Delta\eta \approx 0.6$) than $c_1\{R_2\}$ ($\Delta\eta \approx 1.2$). Figure 5 displays $c_2\{R_2\}$ (left panel) and $c_2\{\Delta p_T \Delta p_T\}$ (right panel). It is observed that $c_2\{\Delta p_T \Delta p_T\}$ saturates earlier in $\Delta\eta$ than $c_2\{R_2\}$.

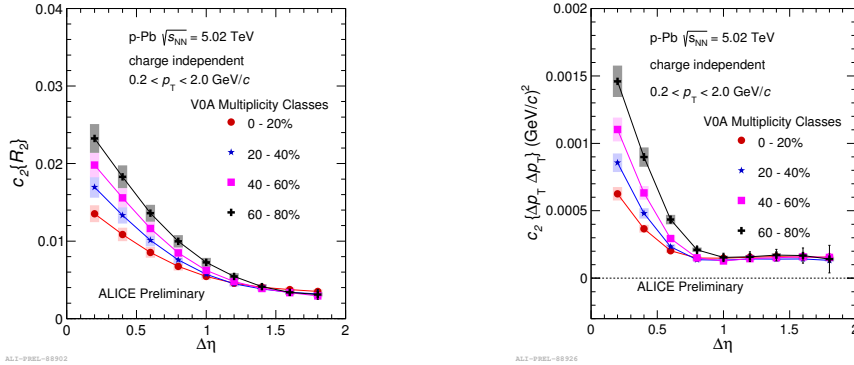


Figure 5. Harmonic coefficient $c_2\{R_2\}$ (left) and $c_2\{\Delta p_T \Delta p_T\}$ (right) in p-Pb collisions.

5. Summary

The first measurement of differential $\Delta p_T \Delta p_T$ correlations at the LHC energies are discussed in p-Pb and Pb-Pb collisions. $\Delta p_T \Delta p_T$ correlation shows an away-side doubly peaked structure in 0-5% centrality which in contrast to what is observed in R_2 correlation function in the same centrality in Pb-Pb collisions at $\sqrt{s_{NN}} = 2.76$ TeV. The harmonic coefficients obtained from $\Delta p_T \Delta p_T$ show a different evolution vs. $\Delta\eta$ as compared to those from R_2 .

6. References

- [1] J. Adams *et al.*, [STAR Collaboration], Phys. Rev. C **73** (2006) 064907.
- [2] M. P. McCumber *et al.*, [PHENIX Collaboration], J. Phys. G **35** (2008) 104081.
- [3] S. Chatrchyan *et al.*, [CMS Collaboration], Phys. Lett. B **724** (2013) 213.
- [4] B. Abelev *et al.*, [ALICE Collaboration], Phys. Lett. B **719** (2013) 29.
- [5] M. Sharma, C. A. Pruneau, Phys. Rev. **C79**, 024905 (2009)
- [6] K. Aamodt *et al.*, [ALICE Collaboration], JINST, **3**, (2008) S08002.
- [7] B. Abelev *et al.*, [ALICE Collaboration], Phys. Lett. B **708** (2012) 249-264.