

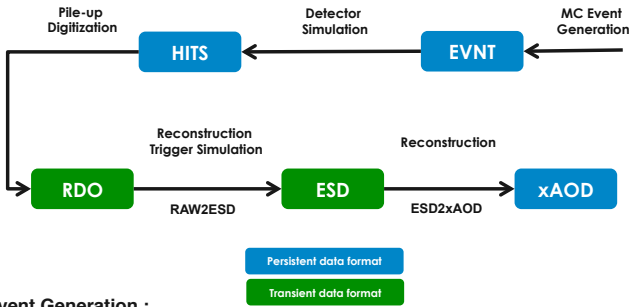


ATLAS Monte Carlo production Run-1 experience and readiness for Run-2 challenges

J. Chapman¹, J. Ferrando², J. Garcia Navarro³, C. Gwenlan⁴, S. Mehlhase⁵, V. Tsulaia⁶, A. Vaniachine⁷, J. Zhong⁴ and A. Pacheco Pages⁸ for the ATLAS Collaboration

¹University of Cambridge, ²University of Glasgow, ³Instituto de Fisica Corpuscular, ⁴University of Oxford, ⁵Ludwig-Maximilians-Univ. Muenchen, ⁶Lawrence Berkeley National Lab., ⁷Argonne National Laboratory, ⁸Institut de Fisica d'Altes Energies

ATLAS Monte Carlo Simulation Flow



Event Generation :

- ~30 Monte-Carlo generators used to simulate physics processes:
 - Framework integrated and stand-alone generators.
- Event generation workflows :
 - Single step generation: Pythia6/8, Herwig(++), Sherpa,...
 - Two-step generation: Parton level generator (Alpgen, MadGraph, ...) coupled to framework generator for hadronisation.

Simulation :

- Geant4 (G4) full simulation:
 - All stable particles are tracked through the ATLAS geometry.
- G4 full simulation with Frozen Showers in calorimeters: 25% Speed up.
 - Showers are tracked down to very low energy by G4 → Stop showering at a threshold and substitute by a pre-made list of energy deposits.
- AtFast-II (AF-II): Factor of 10 speed up in mc12.
 - Parameterize all particles except muons in the calorimeters.
- Integrated Simulation Framework (ISF)
 - Balance accuracy with CPU consumption on a particle level, by selecting particles for accurate simulation only where needed and using fast simulation methods if possible.

Digitization :

- Simulate detector readout .
- Simulate pile-up contributions (multiple pp interactions on top of hard scatter event).
- Overlay a number of pre-simulated minimum bias events on each signal event.
- Optimize pile-up event storage and access
 - Cache pile-up events in memory → Memory intensive.
 - Flush memory early and re-load from disk on demand → I/O and CPU intensive.

Reconstruction :

- Reconstruct simulated events in the same way as data.
- Simulate Trigger.
- Two step process:
 - RAWtoESD: main reconstruction → output is Event Summary Data (ESD).
 - ESDtoAOD: fast slimming process → output is Analysis Object Data (xAOD).
- xAOD is a new data format usable for both Athena jobs and lightweight ROOT (analysis) jobs introduced for the latest simulation campaign and is the default to be used in Run-2.

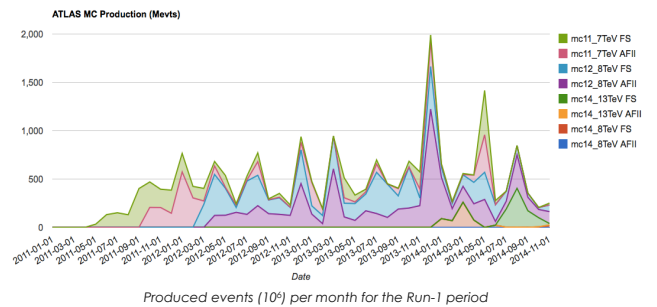
Campaign	Full Simulation (10 ⁶ events)	Fast Simulation (10 ⁶ of events)
mc11	3640	3270
mc12	6690	7150
mc14	1100	50

Run 1 MC Campaigns

- MC production campaigns correspond to data taking periods with same conditions: center-of-mass energy (COM), detector configuration, conditions, ...
- mc11**: Simulation configuration for 7 TeV in 2011. Four different sub-campaigns implementing pile-up condition, detector conditions and geometry closer to data.
- mc12**: Simulation configuration for 8 TeV in 2012. Three sub-campaigns. Main part of the events were produced in sub-campaign mc12b. Late mc12c implemented an improved detector geometry description.

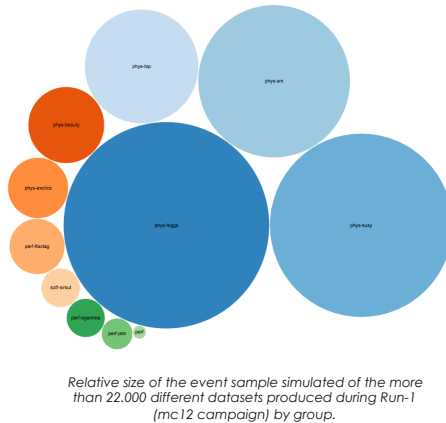
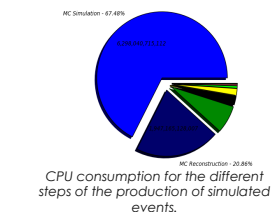
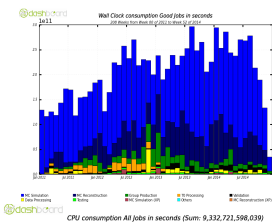
Run 2 preparations

- The LHC is expected to deliver increased COM energy to 13 TeV, twice luminosity and larger pileup. Different data and simulation conditions.
- A new campaign was created to get ready for the new data taking in 2015.**
 - mc14** : preparation for Run-2 production:
 - 8 TeV : Improved and updated simulation, digitization and reconstruction with same conditions as mc12 campaign.
 - ISF framework used as main simulation framework.
 - 13 TeV : Campaign with the COM for Run-2 and estimate of the pile-up and detector conditions.
 - Multicore processing becomes default for production (simulation, digitization and reconstruction).
 - mc15** : Simulation configuration for 13 TeV. Improved detector description in simulation and new faster reconstruction.



Production Characteristics (mc14 example)

- Simulation :**
 - Processing: 100 events per job → ~ 70 MB output file size → Merged up to 1000 events (0.7 GB file size) for better grid transfers and tape storage.
 - Low memory requirement: ~1 GB
 - Run time per event (averaged over grid CPUs) :
 - G4 full simulation without (335 s) and with Frozen Showers (250 s), and AtFast-II (20 s).
- Digitization and reconstruction :**
 - Processing 500 events per job → ~400 MB output file size → merged up to 5000 events (~2.0 GB file size) for better grid transfer and tape storage.
 - High memory usage: at least 3.6 – 3.8 GB (in 64 bit, serial processing).
- Both steps run software in multicore processing mode, using 8 cores simultaneously.



Relative size of the event sample simulated of the more than 22,000 different datasets produced during Run-1 (mc12 campaign) by group.