



Status of CMS trigger upgrade (phasel)

P. Sphicas

Meeting with LHCC referees

June 3, 2014

Outline

- **Trigger Upgrade Strategy**
- **Calorimeter trigger**
- **Muon trigger**
- **Level-1 software (online and offline)**
- **Outlook**



CMS phase1 work in LS1→LS2 period

- ◆ Major milestone
- ◆ System comes into operation



L1-Trigger <http://cds.cern.ch/record/1556311>

- Installation of parallel paths Calo Trigger ◆ May 2014
- Interim Calo Trigger operational ◆
- Slice of TDR Trigger (Calo, Muon, Global) operating
- Full TDR Trigger commissioned ◆

This talk:
Lvl-1 trigger

PIXELS

- Start sensor prod, submit final ROC ◆ Oct 2013
- Install pilot blades ◆
- Start module production ◆ May 2014
- DAQ operational at P5 ◆
- Ready for Installation ◆

Very quick
update on
Pixels & HCAL
in backups

HCAL

- HF BE upgraded to μ TCA ◆ Aug 2014
- HF FE upgraded (2-channels per PMT, TDC) ◆
- HBHE BE upgraded to μ TCA ◆
- HBHE FE upgraded (SiPM and depth segmentation) ◆

LS2

Trigger Strategy



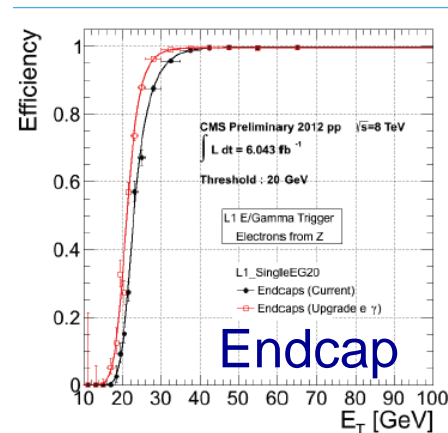
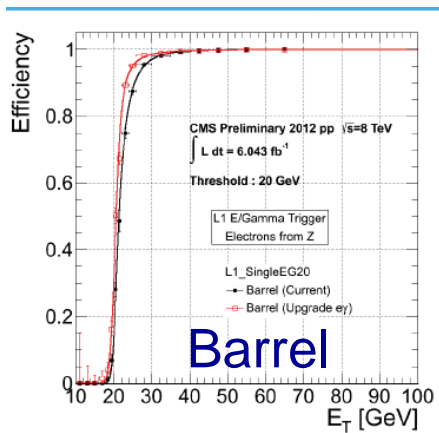
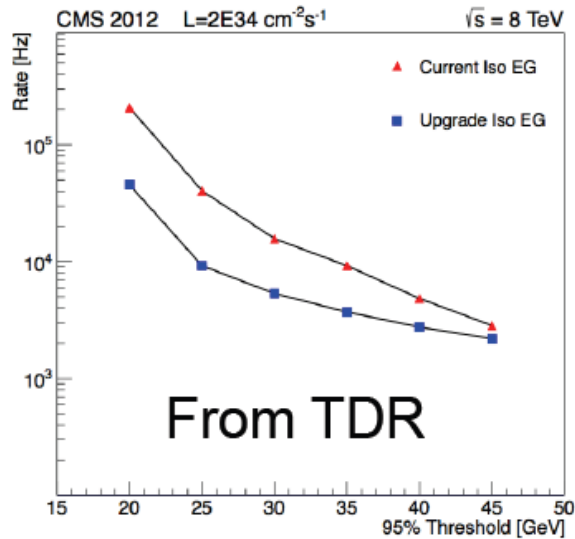
Level-1 Trigger: reminder of plan

- **Upgrade entire Level-1 trigger for**
 - ◆ Improved signal efficiency and background rejection for electron and tau triggers.
 - ◆ Improved background rejection for muon triggers via improved momentum resolution.
 - ◆ Pile-Up subtraction at Level-1
- **Enable parallel commissioning of new trigger while keeping legacy (Run I) trigger fully operational**
 - ◆ The legacy trigger can be operated sufficiently well up to 40 PU ($L=7.5 \times 10^{33}$ @ 50 ns)
- **Furthermore: commission an interim calorimeter trigger (Stage-1) already in March 2015 to give**
 - ◆ Improved electron and tau triggers
 - ◆ First algorithms for Pile-Up subtraction; needed for HI run.
- **Complete commissioning, turn on new trigger: Jan 2016**



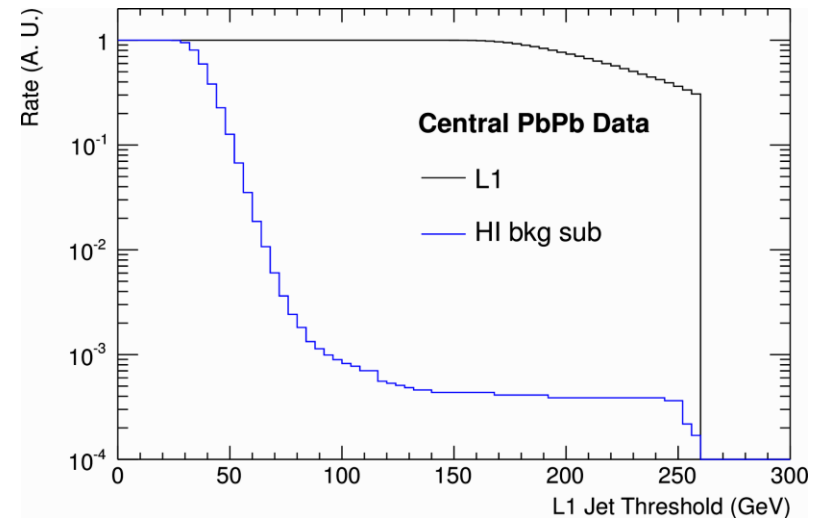
Level-1 Trigger: reminder (II)

Electron isolation



Heavy Ions

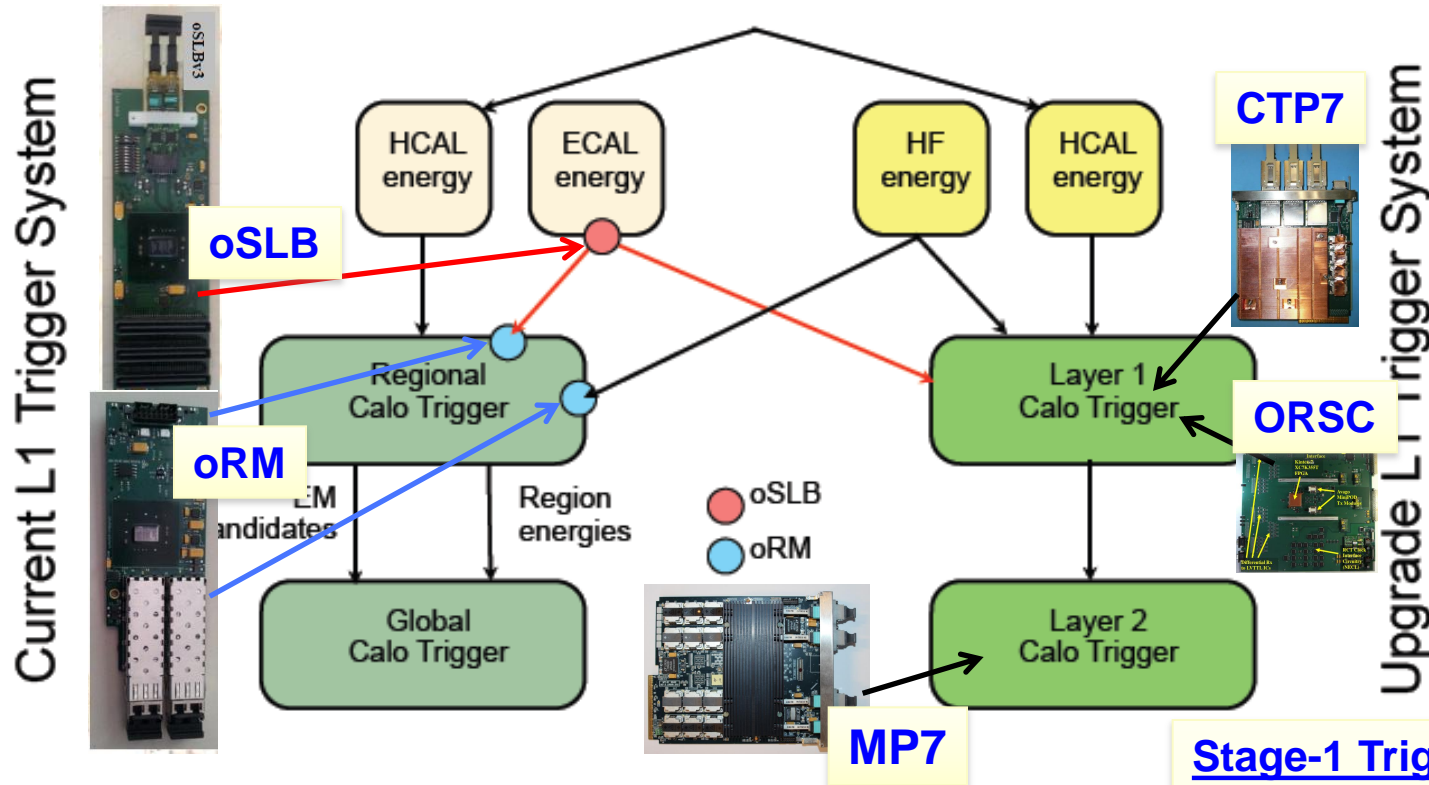
- ◆ Triggering on jets without pileup subtraction means triggering on ~all events



Calorimeter Trigger



Calorimeter triggers in 2015 & 2016



Current L1 Trigger System

Upgrade L1 Trigger System

576 Optical Serial Link Boards (oSLBs)
565 Optical Receiver modules (oRMs)
 allow commissioning new trigger in parallel with operation of legacy trigger. Links run at 4.8 Gbps synchronous mode.

oRMs & oSLBs installed.
Ongoing: fiber installation (and commissioning)

Stage-1 Trigger:
RCT + 18 ORSC →
2 MP7 (Layer-2)
2016 Trigger:
36 CTP7s (Layer-1) →
12 MP7s (Layer-2)



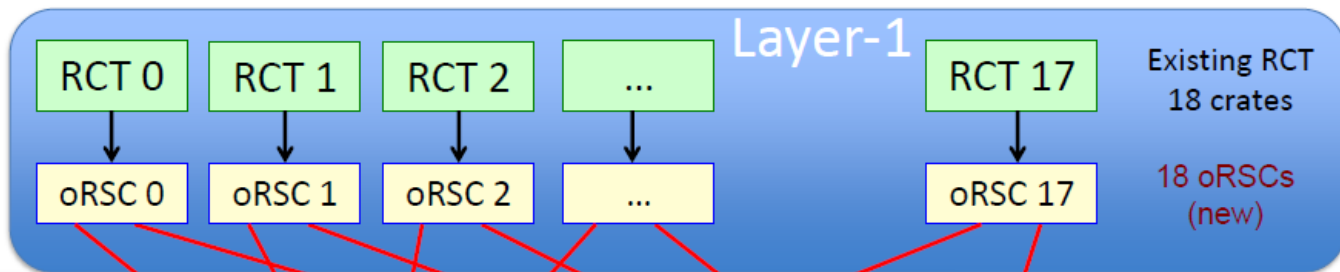

oSLB/oRM project: status & plan

- **Early 2014: a new plan for production, testing and commissioning of the calo trigger optical interface; aims to complete the project by July CMS Global Run.**
 - ◆ 650 oSLBs and 650 oRMs were produced and tested by early April 2014.
 - ◆ A detailed program of integration tests was carried out at Bld. 904 which insured reliable connectivity both with the legacy and the upgraded trigger as well as the HCAL electronics.
 - ◆ A small number of crates of the new system took part successfully in the CMS Global Run Early in April 2014.
- **Installation activities started on schedule in April 2014 and are proceeding according to plan. All devices have been already installed.**
 - ◆ Project is expected to be completed on schedule and participate in the July 2014 CMS Global Run.

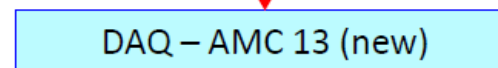
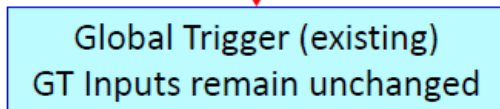

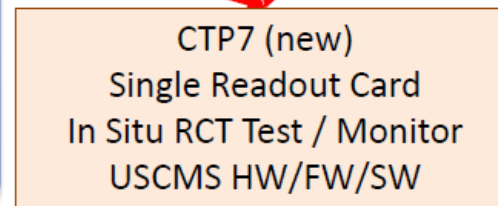
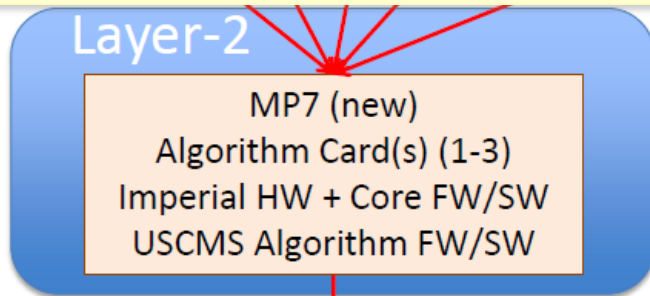


Stage-1 Calorimeter Trigger

- Stage-1: Regional Calorimeter Trigger (RCT) copper outputs (108 SCSI ECL 80 MHz cables) ® converted to 10 Gbps & 2Gbps optical signals which can drive Stage-1 MP7 processors and Legacy GCT.

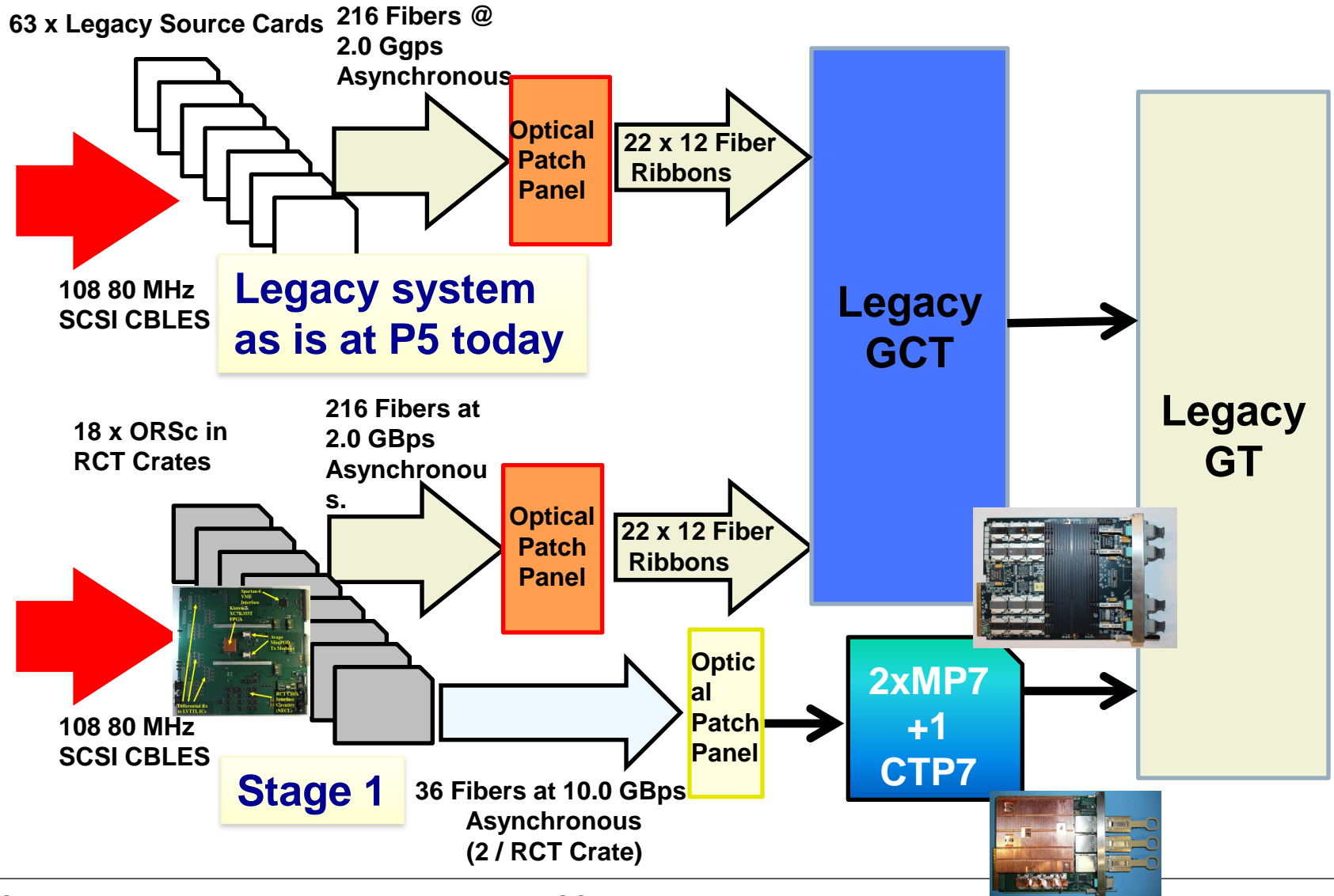


Algorithms running on two MP7s: improved electron isolation, tau trigger, and jet PU subtraction – early in Run II.



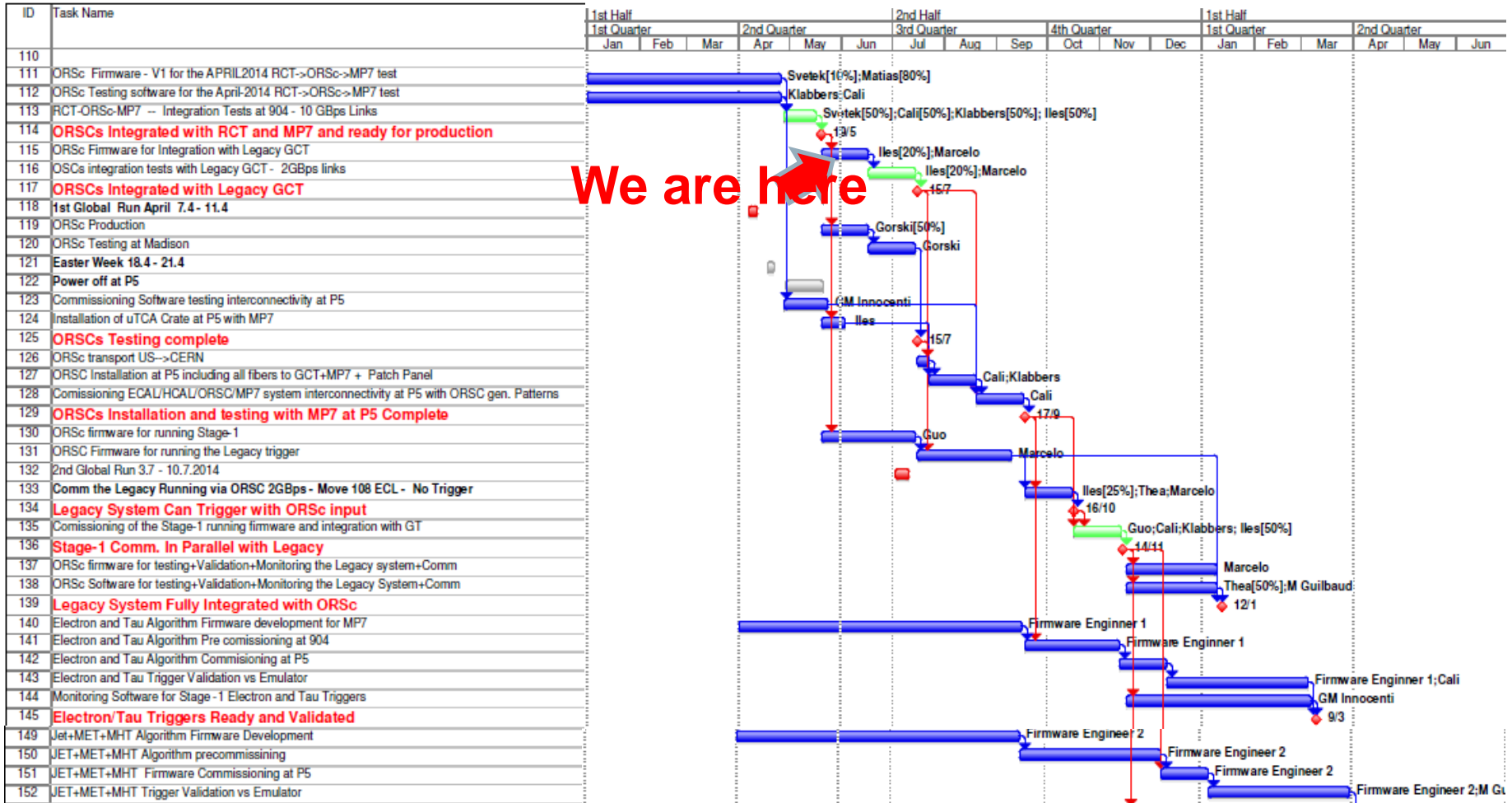


Legacy trigger & Stage-1 coexist; Switching under software control





Calorimeter Trigger: stage 1 status



We are here

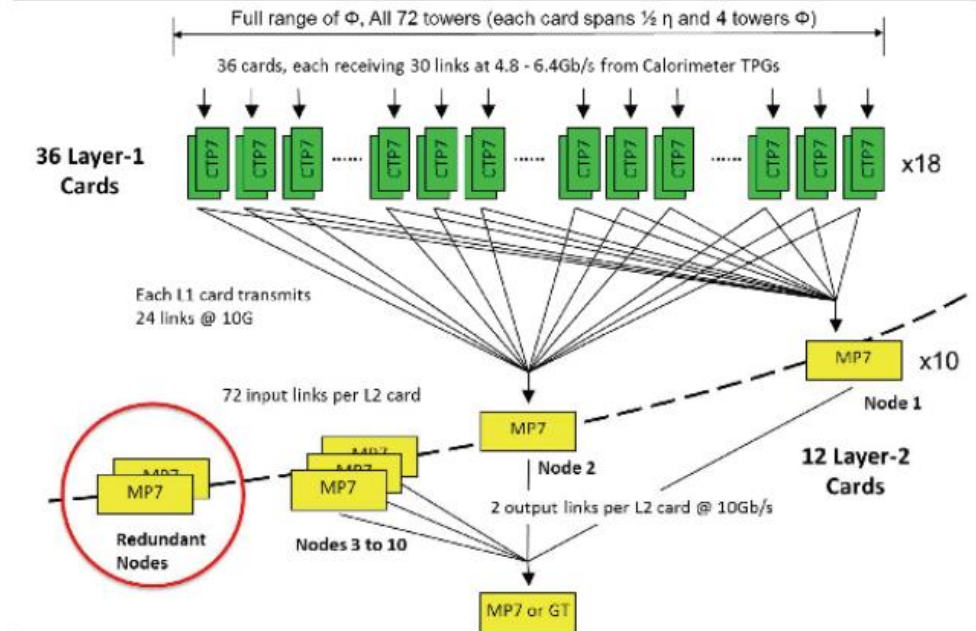
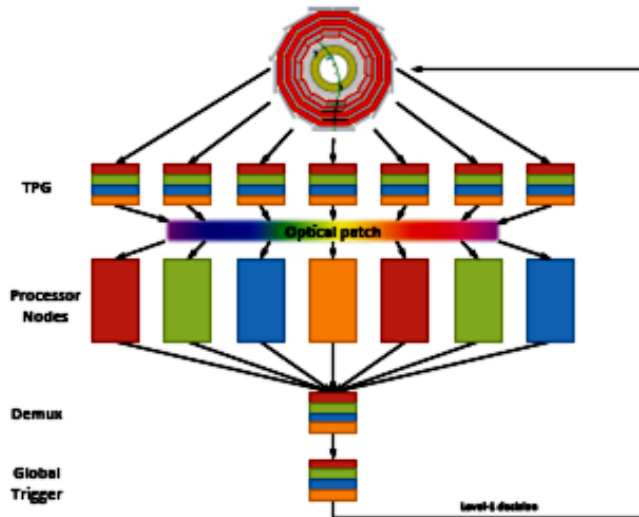
A Project Manager, detailed plan and milestones (in red) are in place. Project completion date: 31.3.15. Extra resources in firmware (4 FTE) have been found and are already in place to insure that this goal is met. Project is on track and met its first milestone (successful data transmission at 10 Gbps).



Full Calo trigger upgrade (2016)

- **Time Multiplexed Trigger design in two layers**
 - ◆ Enhanced Algorithm Flexibility
 - ◆ Calorimeter data at full granularity
 - ◆ Modular design, easy to upgrade and increase capabilities
- **Layer 1: 36 CTP7 Processors**
 - ◆ Large Switching Array + some processing: constructs evts
- **Layer 2: 12 MP7 Processors**
 - ◆ Each Processor receives full evts; runs trigger algorithms




CTP7 & MP7:
Xilinx Virtex-7
10G links





Calo trigger hardware (status)

- **MP7 (Calo Trigger Layer-2): 72 I/O Optical Links at 10 G, Virtex-7 690 FPGA**
 - ◆ In production; first 2 cards at CERN
 - ◆ Large number of pre-production cards already in use at CERN and elsewhere
 - ◆ Firmware in advanced state
- **CTP7 (Calo Trigger Layer-1): 67 Rx, 48 Rx Links at 10 G Virtex-7 690 FPGA**
 - ◆ Under prototype testing since Jan 2014.
 - ◆ One prototype at CERN since Apr 2014
 - ◆ 3-4 preproduction prototypes Summer 2014
 - ◆ Production to start in Oct 2014
 - ◆ All Cards at CERN by end Mar 2015
- **ORSC (Stage-1 Layer-1): Xilinx Kintex-7 FPGA**
 - ◆ Production Started; installation starts end Jul





Calorimeter trigger schedule (to 2016)

- **Top-level Calorimeter Trigger Schedule: (details in back-slides)**
 - ◆ MP7 production complete: Jun 2014
 - ◆ CTP7 production complete: Mar 2015
 - ◆ Installation of Layer-2 hardware in Jul 2014
 - ◆ Installation of Calorimeter Trigger: complete by Apr 2015
 - ◆ Calo Trigger ready for parallel data taking: Jun 2015
 - ◆ Detailed testing using data to be completed in Jan 2016 and commence operations as main CMS calorimeter trigger

- **En route to this schedule: Calo-trigger Slice Test in July 2014 at CERN: major test of the calorimeter trigger and involves:**
 - ◆ ECAL and HCAL back-end data sources (oSLB and uHTR)
 - ◆ The 2 TMT Trigger Layers: Layer-1 (CTP7) and Layer-2 (MP7)
 - ◆ Data will be transmitted from the calorimeter back-end all the way to the calorimeter trigger output to the Global Trigger.
 - ◆ It will test:
 - Synchronization of the calorimeter trigger data chain
 - First Version of firmware for Layer-1 and Layer-2 TMT
 - TMT Trigger algorithms

Muon Trigger

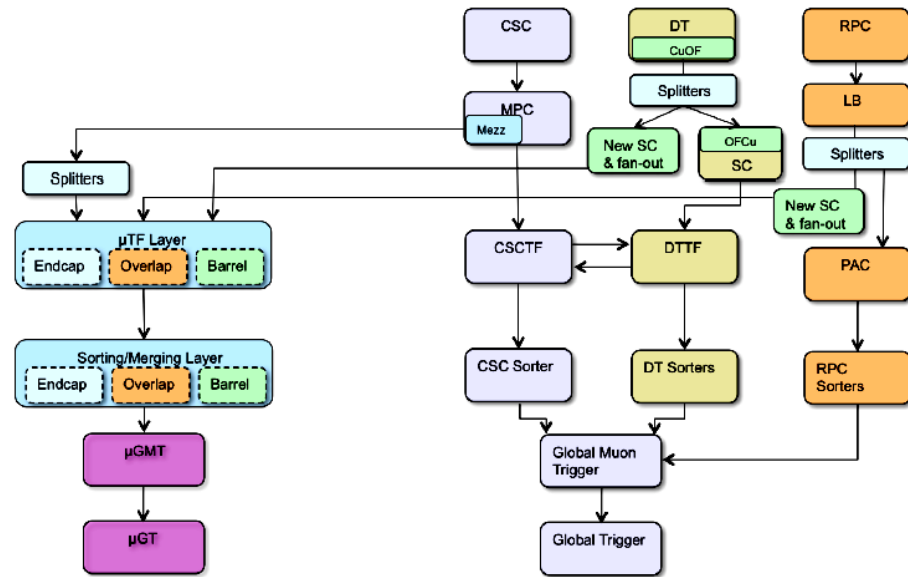


Muon Trigger


Upgraded trigger consists of 3 muon Track Finders: Endcap, Overlap and Barrel

Each Track Finder processes data from the corresponding detectors

- ◆ Endcap TF: RPC & CSC
- ◆ Overlap TFs: CSC, DT, RPC
- ◆ Barrel TF: DT and RCC.



Barrel Track Finder




Jan 2016: switch to new Lvl-1 muon trigger in. Run “Legacy” system till then
Commissioning of new system: in parallel with operation (of legacy)
Plan: split input data for RPC and CSC to allow parallel operation. Also part of DT input data (parallel operation of a slice of the upgraded barrel TF)

New MPC Mezzanine Cards



Several modified MPCs installed already in CSC peripheral crates:




- **New mezzanine card on MPC with Spartan-6 FPGA and additional optical link connection for running upgrade in parallel**
- **Production and testing is in progress**
 - ◆ **60 for entire system**
- **New fibers have been installed from the experimental cavern to the underground counting room for the Track-Finders, and several MPCs installed**



TwinMux Card – DT & RPC data

- **Designed to convert legacy 480 Mbps copper DT links and 1.6 Gbps GOL RPC links to 9.6 or 10 Gbps links**

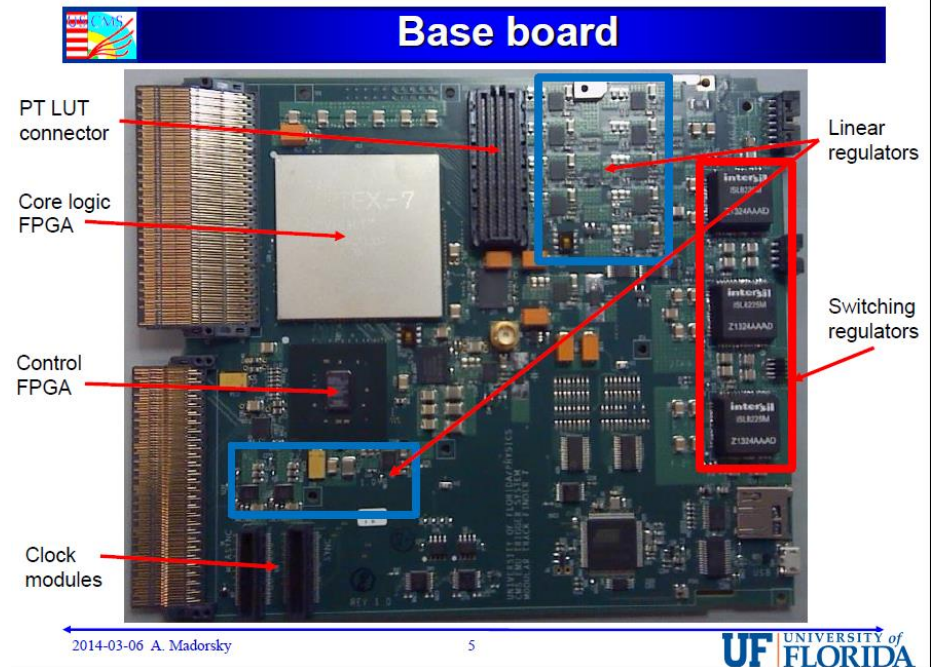


- **Receives 72 DT copper links at 480 Mbps + 12 RPC GOL links at 1.6 Gbps and gives up to 12 x 10 Gbps links for the barrel track finders. It employs also a Virtex-7 FPGA which gives considerable pre-processing power**
 - ◆ **Assembled boards to arrive this week**
 - ◆ **Prototype testing is expected to continue up to Dec 2014**
 - ◆ **Integration tests with MP7 and MTF7 to be scheduled at CERN in the fall 2014**



Muon Trigger

- **MTF7 (Muon Trigger):**
 - Extensive link testing (wide range of rates 1.6 –10 Gbps tested)
 - Currently: have 4 boards; one MTF7 already at CERN.
 - Integration tests with MP7 ongoing
 - Production: Summer 2014



Much more work in progress: Barrel track finder (porting DTF), Global Muon Trigger (using MP7s)



Calo and Muons together: Global Trigger

A very large amount of work remains



Barrel Track Finder

- **Porting Legacy DTF algorithms to MP7**
 - ◆ So far: Kintex-7 and Virtex-7 development cards have been used to develop firmware for algorithms and optical links
 - ◆ Firmware being ported to MP7 processors.
 - ◆ A Setup with a uTCA crate and one MP7 processor is operational.
 - ◆ Firmware for 9.6 Gbps synchronous and 10 Gbps asynchronous links have been developed.

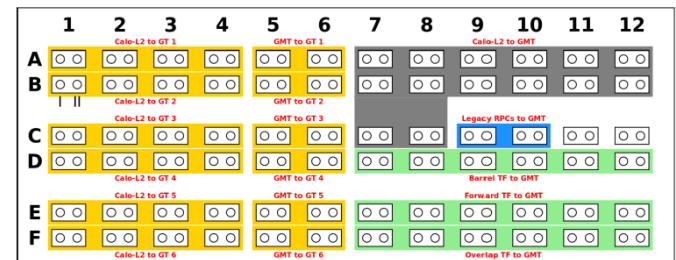




Global muon trigger & Global trigger

- **Hardware platform: MP7**
- **Base uGMT algorithm logic has been implemented:**
 - ◆ **Sorting 3 x 36 muons → 8 muons**
 - ◆ **Cancel-out logic**
 - ◆ **Isolation assignment (incl. extrapolation to calo + PU subtraction)**
 - ◆ **Estimated resource usage at 55% + DAQ logic**
- **Firmware at an advanced state**
- **Integration with MTF7 processor in progress**

- **Hardware platform: MP7**
 - ◆ **Gaining experience with 10 Gbps links**
 - ◆ **Register access via IPBUS**
- **1st version of uGT menu available**
 - ◆ **uGT firmware ongoing**
- **Patch panel defined**



- **Sep 2014: Test interconnect with Calo trigger**
- **Nov 2014: Integrate with Calo Trigger at P5**

Software



Software (online and offline)

■ Online Software:

- ◆ Resource Loaded Plan for Online Software in place
- ◆ In sync with commissioning plan for both Stage-1 and 2016 HW
- ◆ Project is hampered by manpower needs
 - Currently supported by 3 FTE
 - Project needs at least another 3 FTE; finding extra resources is one of the priorities of the TriDAS management.

■ Offline Software:

- ◆ First Version of Stage-1 emulator available.
 - To be released to the collaboration soon
- ◆ Emulators for the 2016 Trigger algorithms exist
 - First version of emulators to be released in Summer 2014
 - Results on e/gamma finder have been shown publicly



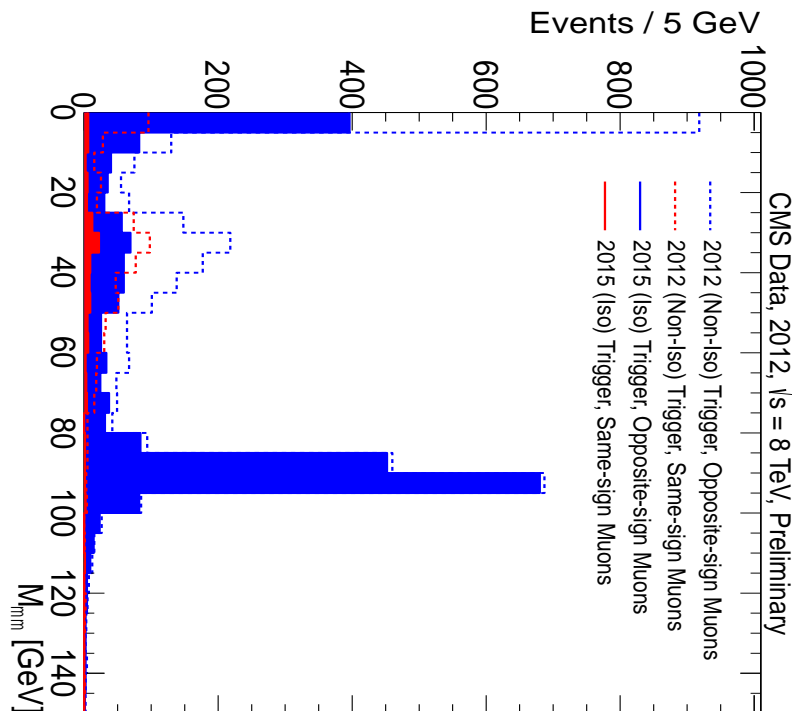
Overall Trigger Coordination

- **Trigger in 2015 will have to cope with:**
 - ◆ Factor 2 increase in luminosity
 - ◆ Factor 2 or more increase in cross sections, depending on the process, in going from 8 TeV to 13 TeV
 - ◆ Increased CPU time/event because of higher Pile Up ($PU \approx 40$)
- **Goal: to keep the same acceptance for Standard Model (e.g. Higgs) physics, and full sensitivity to new physics**
- **How to approach this goal:**
 - ◆ Tune the L1 menu using improvements in the HW
 - ◆ Increase High Level Trigger output rate by up to a factor 2
 - ◆ Optimize CPU-intensive code
 - ◆ Improve quality of physics objects reconstructed in the HLT – so as to use thresholds closer to those used offline
 - ◆ Design more sophisticated triggers paths, using more conditions and more correlations



Trigger Coordination: next steps

- Optimize L1 menu and design more complex “L1 seeds” where needed
- Design new HLT menu using the improved objects for multiple scenarios
 - ◆ Luminosities up to $\approx 1.6 \cdot 10^{34} \text{ cm}^{-2}\text{s}^{-1}$
 - ◆ Startup with 50 ns bunch crossing



- Example: DoubleMuon trigger path
 - ◆ Apply loose cut on tracker isolation (PF charged hadrons) to both legs
 - ◆ Isolation suppresses the contribution from background
 - ◆ Sizable rate reduction with no impact on the performance for signal-like muons



Trigger Coordination: timeline and plans

- **Beg of July**
 - ◆ All elements ready to integrate first skeleton of trigger menu
 - ◆ Need to evaluate overall CPU time (HLT farm procurement)
- **October**
 - ◆ Ready to implement trigger menu in “production” CMSSW release
 - Further update of objects in sync with offline
 - E.g. improved treatment of OOT Pile UP
 - Ready for MC production
- **Several other activities**
 - ◆ Finalize, together with detector DPG, Run Coordination and AICa groups, calibration workflows and special triggers needed for recommissioning
 - ◆ Updated ConfDB tool for trigger menu design and bookkeeping
 - Back-end written; much faster now
 - New interface being designed
 - ◆ Redesign interfaces and on-line monitor in sync with new DAQ
 - First version ready in July; will evolve in 2014

Summary/Outlook



Summary/Outlook

- **Revisited TDR plans for 2016 trigger; new resource-loaded plan in place**
 - **Generally on schedule, though tight**
- **Stage 1 for calo trigger: offers possibility of starting with (some of) the new trigger's features in 2015**
 - **In case unforeseen high pileup; also for heavy-ion run**
- **Full upgrade (2016 trigger): proceeding**
 - **Calorimeter: expect fully in place by mid-2015; six months to commission**
 - **Muons: in place by early 2016**
- **Software: in progress, but need more FTEs**
 - **Projects working on securing resources**
- **Next steps: from emulator(s) to trigger menus...**

Backups (Lvl-1 Trigger)



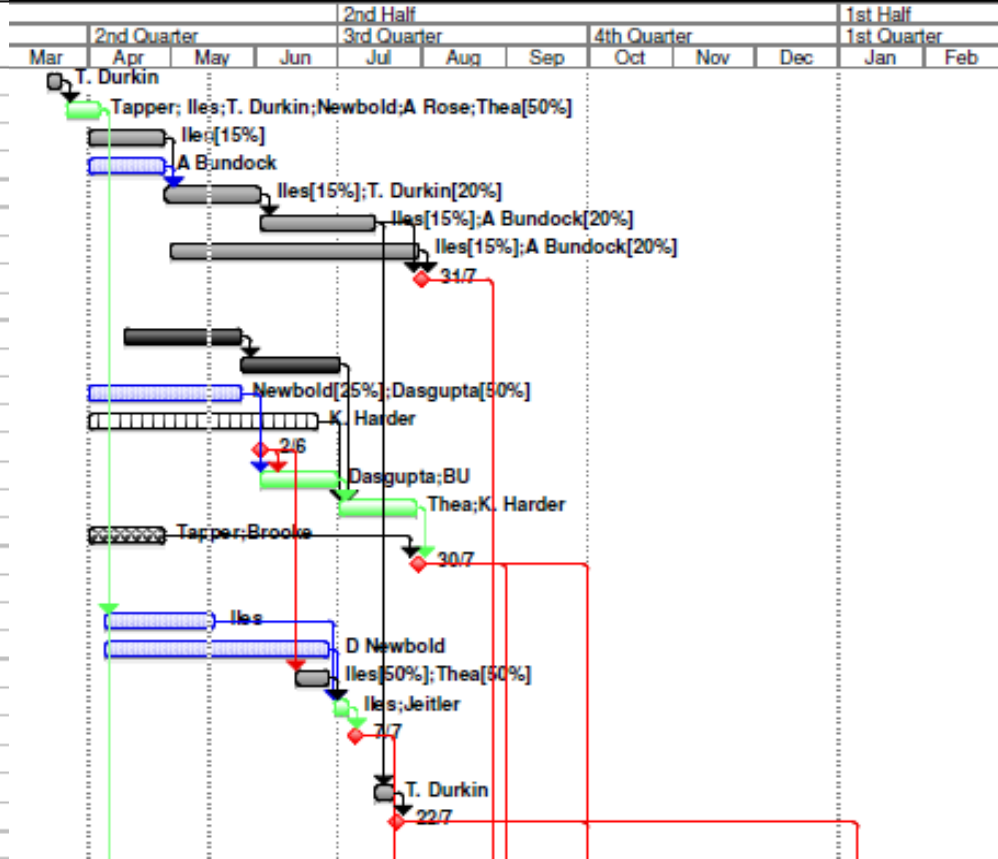
2016 Trigger milestones

- **Milestones up to July 2014**
 - ◆ 07.7 MP7 integration with Legacy GT – 3 GBps links
 - ◆ 14.7 Version-1 of algorithms ready in CMSSW and firmware
 - ◆ 22.7 Layer-2 Crates at P5
 - ◆ **22.7–4.8 Trigger Slice Test (oSLB/uHTR→CTP7→MP7→GT)**
 - ◆ 30.7 DAQ integrations (requires AMC13 cards plus software and firmware)
 - ◆ 31.7 Finish Production of 32 MP7 boards
- **Milestones for CTP7s at CERN**
 - ◆ End Aug: 4; end Jan 2015: 12; end Mar: 28; **08.4.2015: 36 CTP7s at CERN**
- **Milestones related to commissioning of the trigger**
 - ◆ 10.9 1/3 Layer-1 → Patch-Panel (Layer-1%Layer-2) → Layer-2 commissioned
 - ◆ 29.9 Integration with uGT complete
 - ◆ 26.11 All Layer-1 firmware ready
 - ◆ **11.2.2015 oSLB/HF-uHTR connected to trigger and slice test with uGT**
 - ◆ **12.02.2015 Start commissioning Barrel uHTRs with trigger**
 - ◆ **19.06.2015 System ready for parallel data taking**



2016 Calorimeter Trigger Plan – 1

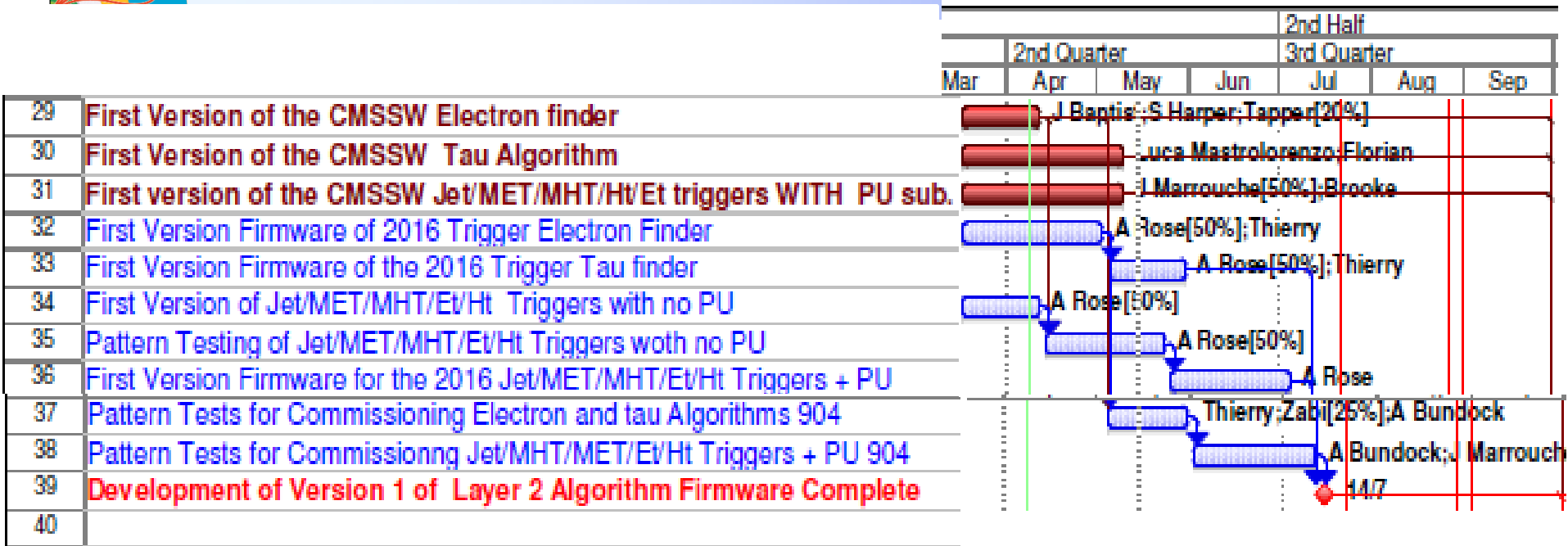
ID	Task Name
1	Preliminary Patch Panel Installation at 904
2	Preliminary System tests Layer-1/Layer-2 using MP7s at 904
3	MP7 Production + 2 MP7s
4	MP7 Testing firmware (MP7-suite)
5	MP7 Production + 4 MP7s and testing
6	MP7 Production + 10 MP7s and testing
7	Second MP7 production line for another 16 MP7s
8	MP7 Production complete - 32 MP7 Cards available for use
9	
10	P5 DAQ DAQ1--> DAQ2 -- DAQ GROUP
11	P5 DAQ2 Commissioning -- DAQ GROUP
12	MP7 DAQ Interface Firmware
13	Assembling DAQ testsetup, FEDkit, MiniDAQ at 904
14	Final Version AMC13 Arrives at CERN
15	Integration MP7-DAQ interface with AMC13
16	Integration with DAQ2/XDAQ and testing
17	MP7 Data unpacker
18	MP7 - DAQ Interface and Data unpacking ready
19	
20	Firmware for MP7->Legacy GT-oGTI 3 GBps Infrace
21	DEMUX Firmware
22	Installation and PC connection of the two Layer-2 uTCA MP7 Crates at P5
23	Integration of MP7 3 GBPs links with Legacy GT/oGTI
24	Interface of 2016 Trigger Layer-2 MP7 to Legacy GT oGTI Complete
25	
26	Installation of the 12 Layer-2 MP7s at the two crates at P5
27	2016 Trigger Layer-2 12 MP7s installed in 2 crates at P5
28	



■ Task-1 (Preparations up to the Jul. 14 Slice Test)



2016 Calorimeter Trigger Plan – 2

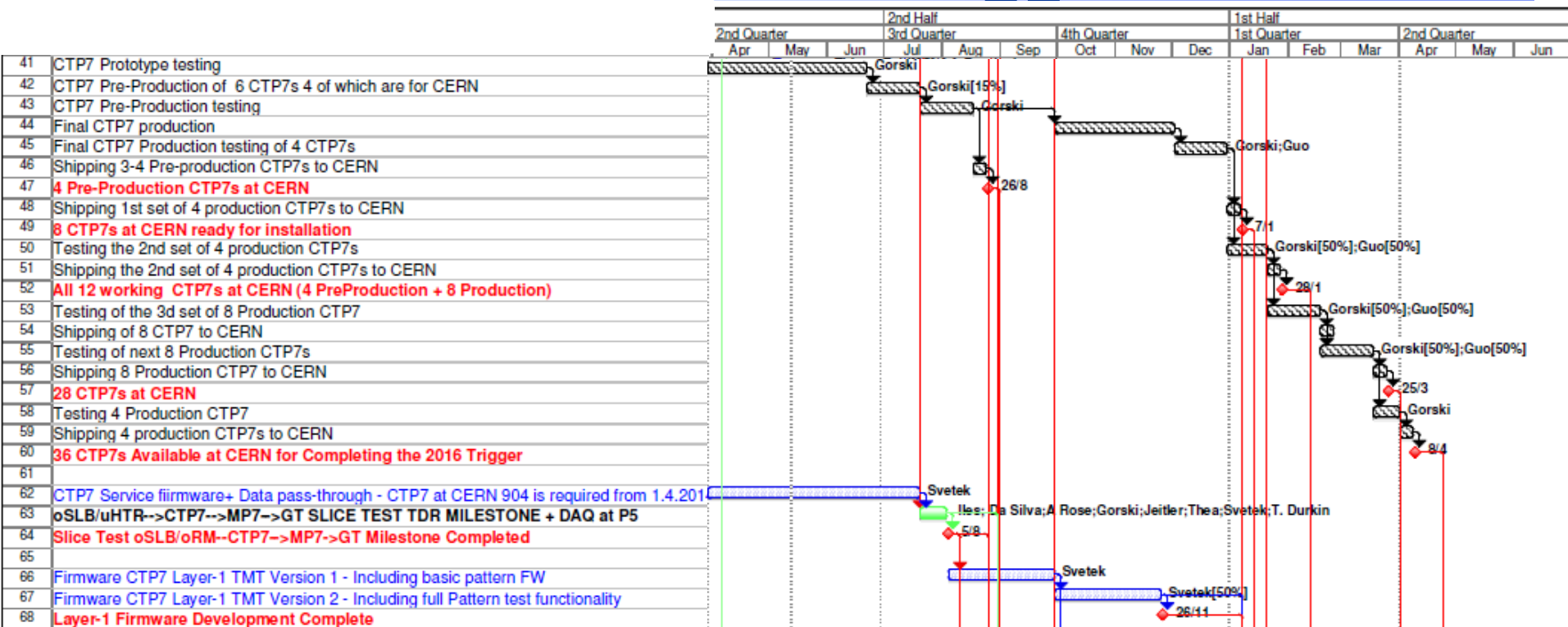


■ Tasks-2 (Layer-2 Algorithms)

- ◆ Dedicated to the development of the first version of the trigger algorithms
- ◆ Includes both emulators and firmware
- ◆ Ends with on bench algorithm versus emulator validation using patterns



2016 Calorimeter Trigger Plan – 3




■ Tasks-3 (Layer-1 Production and Firmware)

- ◆ CTP7 production and delivery
- ◆ Two phases of firmware development
 - First phase ends with Slice Test in July 2014
 - Second phase ends in Nov 2014 when the commissioning of the triggers with calorimeter data starts



2016 Calorimeter Trigger Plan – 4

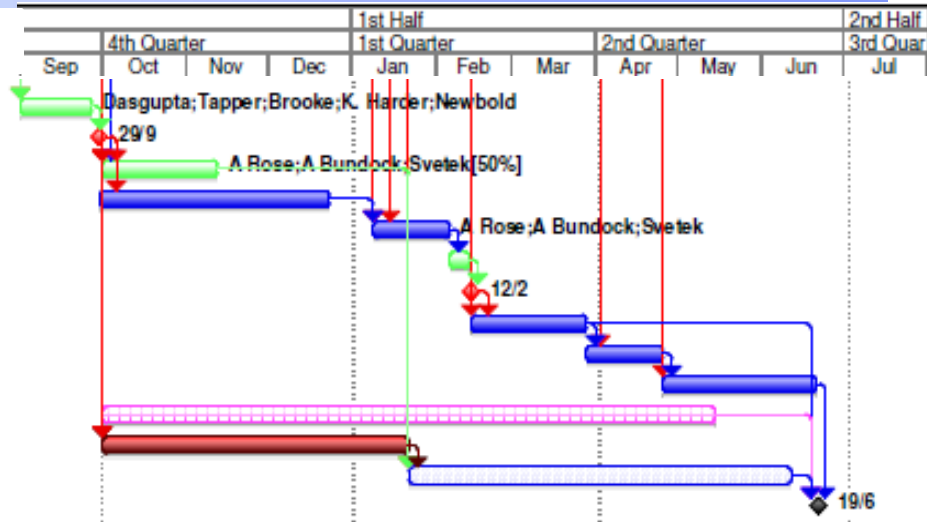


- **Task-4 (Commissioning of the Patch Panels)**
 - ◆ Layer-1 → Layer-2 Patch-Panel
 - ◆ ECAL and HCAL Patch-Panel (input to Layer-1)



2016 Calorimeter Trigger Plan – 5

83	Integration of the 2016 Trigger at P5 with the DAQ and uGT
84	Layer-2 + Patch Panel + 1/9 of Layer-1 Connected to uGT and DAQ
85	Commissioning of 2016 Trigger Part - 0 (V1 Firmware 12 MP7s+4 CTP7s) Pattern
86	Commissioning the 36 HF uHTR fibers to 4 Layer-1 CTP7s and Commissioning
87	Commissioning - 12 MP7+ 8 CTP7 2016 trigger Patterns+ oSLB data
88	Slice test oSLB+HF uHTR-->CTP7-->MP7-->Demux-->uGT
89	2016 Trigger Ready to connect to B/E HCAL uHTR System
90	Commissioning HCAL B/E uHTR system with trigger 12/36 Layer-1
91	Commissioning of the HCAL B/E uHTR system with trigger 28/36 Layer-1
92	Commissioning of the HCAL BE/uHTR system with trigger 36/36 Layer-1
93	Online Monitoring Software for the 2016 Trigger
94	2016 Trigger final Emulators
95	Final Firmware for the 2016 Trigger + Validation
96	2016 Trigger Ready for Parallel Data Taking





■ Task-5 (Commissioning for Parallel Data taking)

- ◆ Integration with uGT and DAQ in Sep 2014.
- ◆ Start Connecting with ECAL and HF in the Fall of 2014.
- ◆ Start connecting the HB/HE uHTRs in Feb 2015.
- ◆ Ready for parallel data taking in Jun 2015.


Backups (Pixels)

Pixel Phase I


First digital BPIX module built outside PSI



FPIX module under X-ray



FPIX prototype



Long TOKE N path

Several single chip modules form a telescope (no TBM)



- **Main items being submitted**
 - TBM (Token Bit Manager) submitted;
 - BPIX HDI (High-Density Interconnect) order out
 - FPIX HDIs prototypes received
 - BPIX sensors pre-series received
 - FPIX sensors ready for PRR
 - ROC submission delayed
 - We are evaluating one non-understood result from test beam which is probably setup related
 - Does not affect module production schedule
 - Otherwise all ROC result excellent
 - High rate capability tested OK
 - Radiation tolerance tested OK
- **Module construction centers ramping up, e.g.**
 - ◆ First digital BPIX module built outside PSI
 - ◆ 20 bare modules built in US
- **FPIX mechanical prototype almost complete**
- **Successful insertion test of BPIX and FPIX 3D print in CMS 2 weeks ago**
- **DC-DC chip and circuits all OK**
- **CO2 Cooling on track to be installed during LS1 (see next slide)**
- **Opto components – progress on all fronts**
- **Pilot Blade on track for installation during LS1**



Ongoing:

Testing BPIX cooling loops with IDENTICAL tubing geometry

Status:

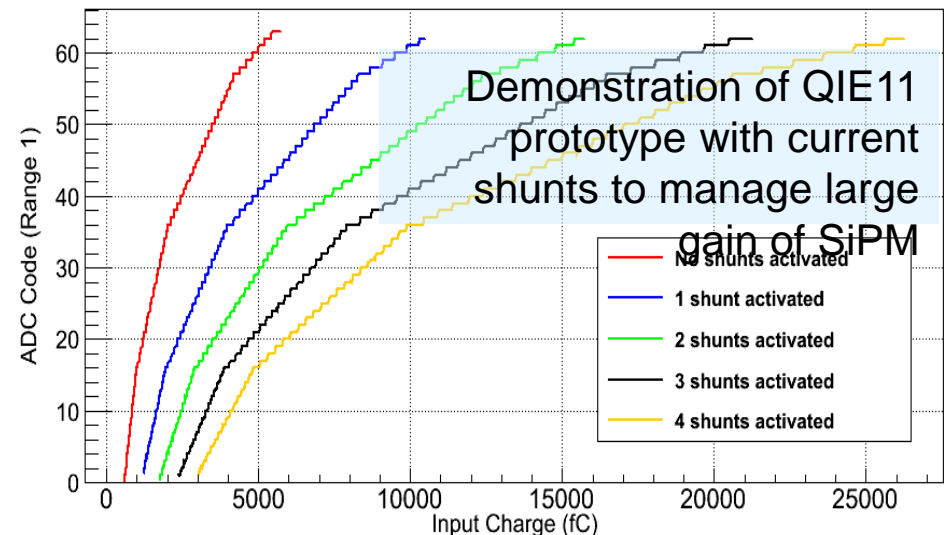
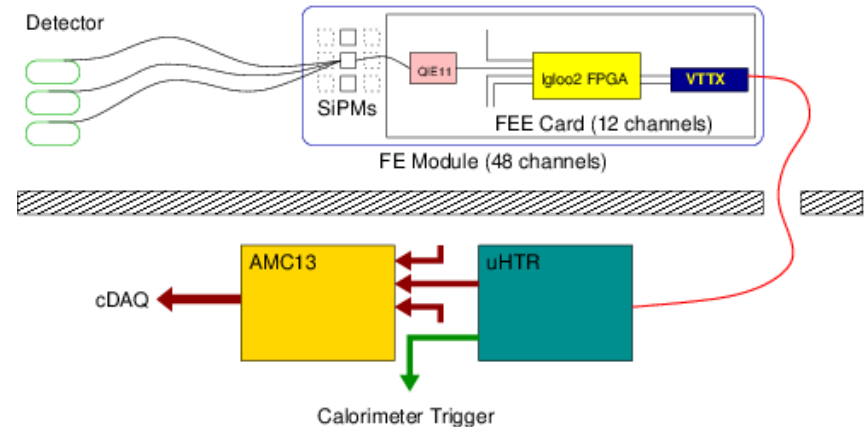
- Being installed at the TIF:
- Plumbing
- Network & cooling system DB access
- Capillary & heater tuning

On schedule to build/install final plants at P5

Backups (HCAL)

HCAL Phase 1 Upgrade


- **HCAL Phase 1 consists of replacement of the HB/HE photodetectors with SiPMs, and the introduction of a new digitizer including TDC capability**
 - ◆ **Installation is staged, starting with the HF off-detector electronics during LS1 and continuing with HF front-end electronics at the end of 2015 and ending with HB/HE during LS2**





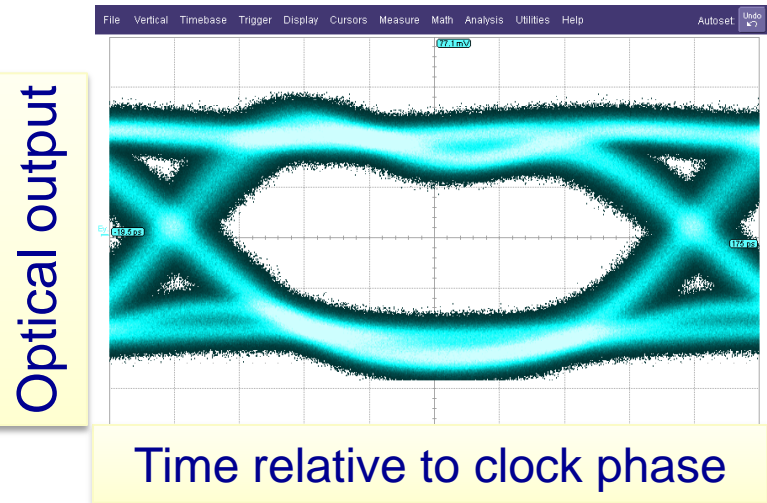
HCAL Backend Upgrade Status

- **Commercial hardware completely delivered for HF, MCH and PM delivered for HB/HE (crates on order)**
- **AMC13 production (30 modules for HCAL) nearly complete, 12 modules tested and shipped**
- **uHTR all tests complete**
 - ◆ 6.4 Gbps trigger link quality excellent in both eye-diagrams and integration tests
 - ◆ HF uHTR production in India ramping up
 - ◆ US pre-production (HB/HE) underway
- **First HF crate in operation at P5 by end of June; rest before Sep**



Test fixture for uHTR DC/DC subassemblies, 12 such fixtures now in use in US, India

Optical transmitter: “eye diagram”





HF Front-End Testbeam

- Full set of prototype electronics (QIE10 card, ngCCM, uHTR, AMC13) demonstrated in April during testbeam at FNAL

