



Enabling Grids for E-science

## ROC VIEW (SWE)

Javier Lopez Cacheiro/ CESGA  
Operations Automation Team Kickoff  
CERN, Geneva

[www.eu-egee.org](http://www.eu-egee.org)



- **SWE Monitoring Facilities**
  - SAM
  - GIIS
  - Gridlce
  - Monitoring Alerts
- **SWE Accounting Facilities**
  - SWE Regional Accounting Portal
  - Weekly Apel Status Report
- **Feedback from SWE**



EGEE-II SA1 SWE Services > Monitoring - Mozilla Firefox 3 Beta 4

http://www.egee.cesga.es/EGEE-SA1-SWE/monitoring/

**Home > EGEE-II SA1 SWE Services > Monitoring**

**EGEE-II SA1 SWE Monitoring Facilities**

**SAM Tests**

Site Functional Tests Report is a batch of tests run daily by GOC on sites in the LCG2 testzone

**GIS Monitor**

It consists of a batch of test run against site GISes which primary goals are to detect faults, verify the validity and display useful data from the Information System

**GridICE**

GridICE is a monitoring service for Grid Systems developed by INFN in Italy. It has been configured to monitor SWE federation sites

**Guides**

Useful guides for monitoring tools

For more information about the monitoring services offered by CESGA please read the [Initial SWE Accounting and Monitoring Web Site](#) report.

**Contact**

**EGEE-SA 1-SWE ROC Contact:**  
[egee.swe.roc.contact\[at\]pic.es](mailto:egee.swe.roc.contact[at]pic.es)  
**Operational Days/Hours:** Mo-Fri from 9:00 till 17:00

**EGEE SA1 SWE**

- [Previous Web Site](#)

**EGEE sites**

- [EGEE Public Site](#)
- [EGEE Technical Site](#)
- [EGEE Training Site](#)
- [qLite Site](#)
- [Previous EGEE Site](#)

EGEE-SA1-SWE Partners: 

EGEE-II is a project funded by the European Union under contract number INFSO-RI-031688

Created by [CESGA](#)

EGEE-II SA1 SWE Services > Monitoring > SAM - Mozilla Firefox 3 Beta 4

File Edit View History Delicious Bookmarks Tools Help

http://www.egee.cesga.es/EGEE-SA1-SWE/monitoring/sam.sel.shtml?voselect=ops

Home > EGEE-II SA1 SWE Services > Monitoring > SAM

SAM | GIS Monitor | GridCE

EGEE-II SA1 SWE Monitoring SAM Map VO : OPS -Select VO-



2008/05/02 - 17:30:02 GMT

Colours definition

Code	Severitv	Original Color

Done

Contact

**EGEE-SA1-SWE ROC Contact:**  
[egee.swe.roc.contact\[at\]pic.es](mailto:egee.swe.roc.contact[at]pic.es)  
**Operational Days/Hours:** Mo-Fri  
 from 9:00 till 17:00

EGEE SA1 SWE

- Previous Web Site

EGEE sites

- EGEE Public Site
- EGEE Technical Site
- EGEE Training Site
- gLite Site
- Previous EGEE Site

EGEE-II SA1 SWE Services > Monitoring > GIS Monitor - Mozilla Firefox 3 Beta 4

File Edit View History Delicious Bookmarks Tools Help

http://www.egee.cesga.es/EGEE-SA1-SWE/monitoring/giimon.shtml

Home > EGEE-II SA1 SWE Services > Monitoring > GIS Monitor

[SAM](#) | [GIS Monitor](#) | [GridICE](#)

EGEEII SA1 SWE Monitoring [GIS Monitor Map](#)



16:46:13 05/02/08 GMT - @wgoc01

**Colours definition**

Code	Severity	Original Color

Done

**Contact**

EGEE-SA1-SWE ROC Contact:  
[egee.swe.roc.contact@pic.es](mailto:egee.swe.roc.contact@pic.es)  
**Operational Days/Hours:** Mo-Fri  
 from 9:00 till 17:00

**EGEE SA1 SWE**

- [Previous Web Site](#)

**EGEE sites**

- [EGEE Public Site](#)
- [EGEE Technical Site](#)
- [EGEE Training Site](#)
- [gLite Site](#)
- [Previous EGEE Site](#)

88

SouthWesternEurope Federation - GridICE - Grid Monitoring Service - Mozilla Firefox 3 Beta 4

http://www2.egee.cesga.es/gridice/site/site.php

GridICE the eyes of the Grid

Geo view Site view VO view Help About

GridICE >> Site::ALL

General Grids Host Job Charts Network XML

Overview Computing Management

Computing Resources Storage Resources

Site v	Region	GK#	Q#	RunJob	WaitJob	JobLoad	Power	WN#	CPU#	CPUload	Available	Total	%	MH#
BIFI	SWE	1	0	1	0	-	-	-	-	-	-	-	-	-
CESGA-EGEE	SWE	1	13	14	0	21%	0	17	100	13%	1.3 TB	1.3 TB	8%	23
CFP-IST	SWE	1	4	0	0	-	-	-	-	-	-	-	-	-
CIEMAT-LCG2	SWE	1	10	258	276	4%	241K	121	126	101%	-	-	-	121
DI-Uminho	SWE	1	6	0	2666664	-	-	-	-	-	3.2 GB	-	-	1
ESA-ESAC	SWE	-	-	-	-	-	-	-	-	-	-	-	-	1
IETA	-	-	-	-	-	-	-	-	-	-	-	-	-	1
IFCA-LCG2	SWE	1	6	7	0	-	0	0	0	-	47 TB	154.9 TB	74%	6
IFIC-LCG2	SWE	2	20	30	0	37%	0	72	72	15%	1.8 PB	2.8 PB	64%	10
LIP-Coimbra	SWE	1	6	21	0	-	-	-	-	-	-	-	-	1
LIP-Lisbon	SWE	1	11	156	1048	-	-	-	-	-	-	-	-	25
UAM-LCG2	SWE	1	3	1	2	-	-	-	-	-	1.6 PB	3 PB	52%	2
UB-LCG2	SWE	1	3	2	0	9%	0	45	193	3%	54.1 GB	55.8 GB	9%	2
Uminho-CP	-	-	-	-	-	-	-	-	-	-	-	-	-	1
UPV-GRyCAP	SWE	1	6	0	0	8%	0	11	22	6%	136.1 GB	207.9 GB	65%	3
UPorto	SWE	3	9	52	2	-	-	-	-	-	-	-	-	-
USC-LCG2	SWE	1	5	0	0	8%	0	72	330	6%	28.2 GB	64 GB	26%	2
[cp.di.uminhc.pt]	-	-	1	6	0	0	-	-	-	-	-	-	-	-
[esac.esa.int]	-	-	1	6	4	0	-	-	-	-	-	-	-	-
[ieta.pl]	-	-	1	4	4	1	-	-	-	-	-	-	-	-
ifae	SWE	2	2	0	8888	-	0	0	0	-	-	-	-	4
pic	SWE	3	12	2	0	-	0	0	0	-	-	-	-	10
<b>TOTAL: 22</b>	<b>3</b>	<b>1</b>	<b>25</b>	<b>138</b>	<b>552</b>	<b>2676881</b>	<b>12%</b>	<b>241K</b>	<b>338</b>	<b>843</b>	<b>3.5 PB</b>	<b>6 PB</b>	<b>56%</b>	<b>213</b>

Generated: Fri, 2 May 2008 19:46:50 +0200

GridICE Homepage CESGA

Done

- Alerts based on SAM
- Alerts based on GSTAT
- Alerts based on Nagios (using SWE Gridlce server)
- Sites can select what alerts they want to receive
- SFT2 normalization test (deprecated, standalone version available)

- **SWE Regional Accounting Portal (SWE-RAP)**
- **Weekly Apel status report**
- **Daily monitoring of accounting data published by SWE federation sites**



```

Subject: [SPF:fail] [Apel status report] April 26 to May 2
From: sergio diaz
Date: 03:40 PM
To: project-eu-egEE-sal-swe@cern.ch

APEL STATUS REPORT

== Period ==
  From April 26 to May 2

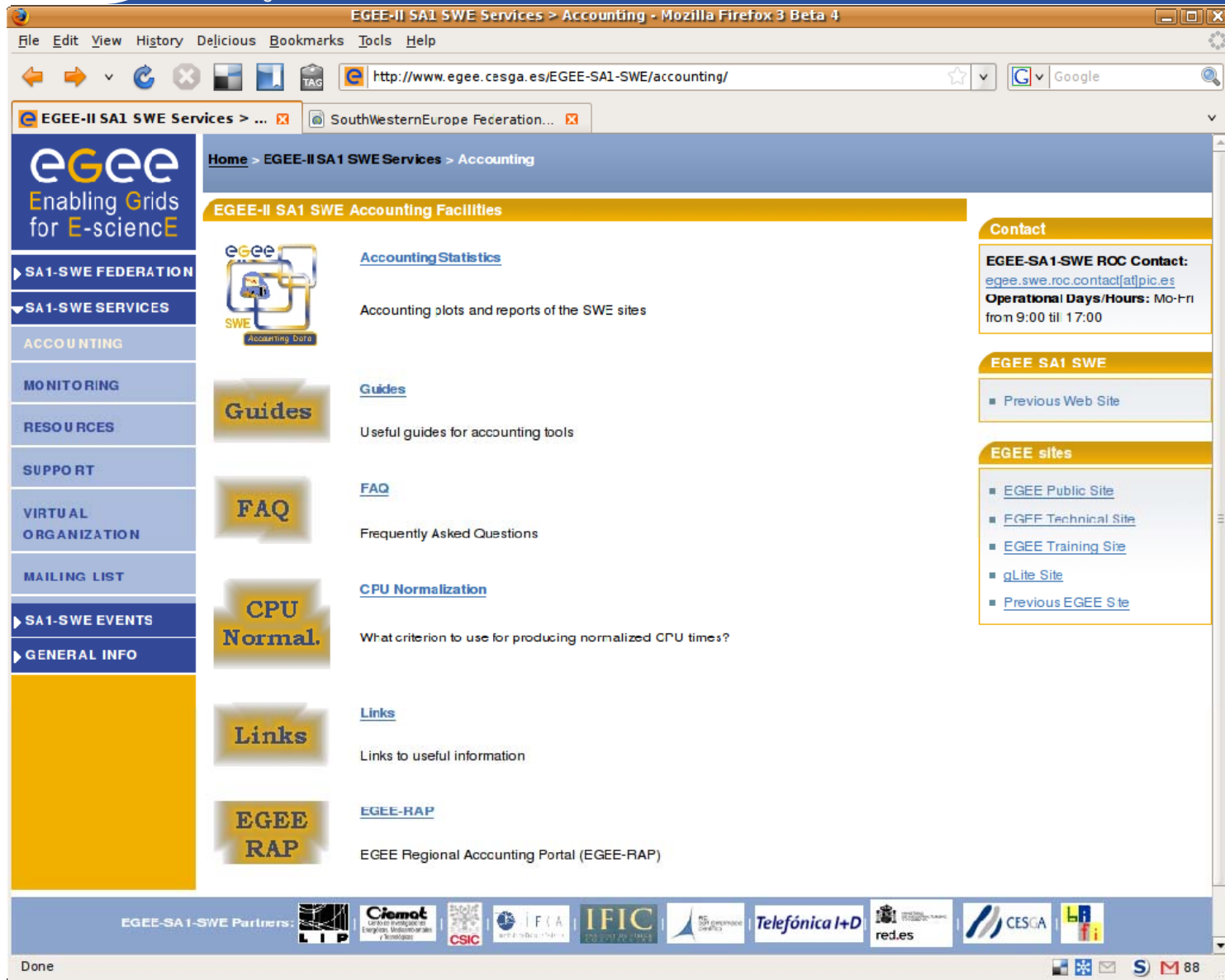
== Summary ==

  There are three sites (ClusterUL, CNB, IEETA) that are not publishing their accounting data a long time.


  There are other sites (DI-Minho, ifae, IFCA, LIP-Lisbon, pic, UPV) that are not publishin their accounting data.

== Status of each SWE site ==
Site: BIFI
  Solved Problems of Last Report: Yes
  Missing Accounting Entries: None
  Publishing User Name Information: Yes
  Actions: None
  Other Comments: None

Site: CESGA
  Solved Problems of Last Report: Yes
  Missing Accounting Entries: None
  Publishing User Name Information: Yes
  Actions: None
  Other Comments: None
  
```



The screenshot shows a Mozilla Firefox 3 Beta 4 browser window displaying the EGEE-SA1 SWE Accounting Facilities page. The browser's address bar shows the URL: <http://www.egee.cesga.es/EGEE-SA1-SWE/accounting/>. The page features a navigation menu on the left with categories like SA1-SWE FEDERATION, SA1-SWE SERVICES, ACCOUNTING, MONITORING, RESOURCES, SUPPORT, VIRTUAL ORGANIZATION, MAILING LIST, SA1-SWE EVENTS, and GENERAL INFO. The main content area is titled "EGEE-II SA1 SWE Accounting Facilities" and contains several sections: "Accounting Statistics" (Accounting plots and reports of the SWE sites), "Guides" (Useful guides for accounting tools), "FAQ" (Frequently Asked Questions), "CPU Normalization" (What criterion to use for producing normalized CPU times?), "Links" (Links to useful information), and "EGEE-RAP" (EGEE Regional Accounting Portal (EGEE-RAP)). A right sidebar includes "Contact" information for EGEE-SA1-SWE ROC, "EGEE SA1 SWE" with a link to the previous web site, and "EGEE sites" with links to EGEE Public Site, EGEE Technical Site, EGEE Training Site, gLite Site, and Previous EGEE Site. The footer of the page displays logos for EGEE-SA1-SWE Partners, including LIP, Ciemat, CSIC, IEFCA, IFIC, Telefónica I+D, red.es, and CESCA.



The screenshot shows a Firefox browser window titled "EGEE-SA1-SWE Accounting Data - Firefox". The address bar shows the URL "http://www.egee.cesga.es/EGEE-SA1-SWE/accounting/reports/". The browser's bookmark bar contains several folders like SGE, News, MPI, CESGA, blades, accounting, toread, SA3, RT, saved, inteugrid, vmware, and ARM Athens.

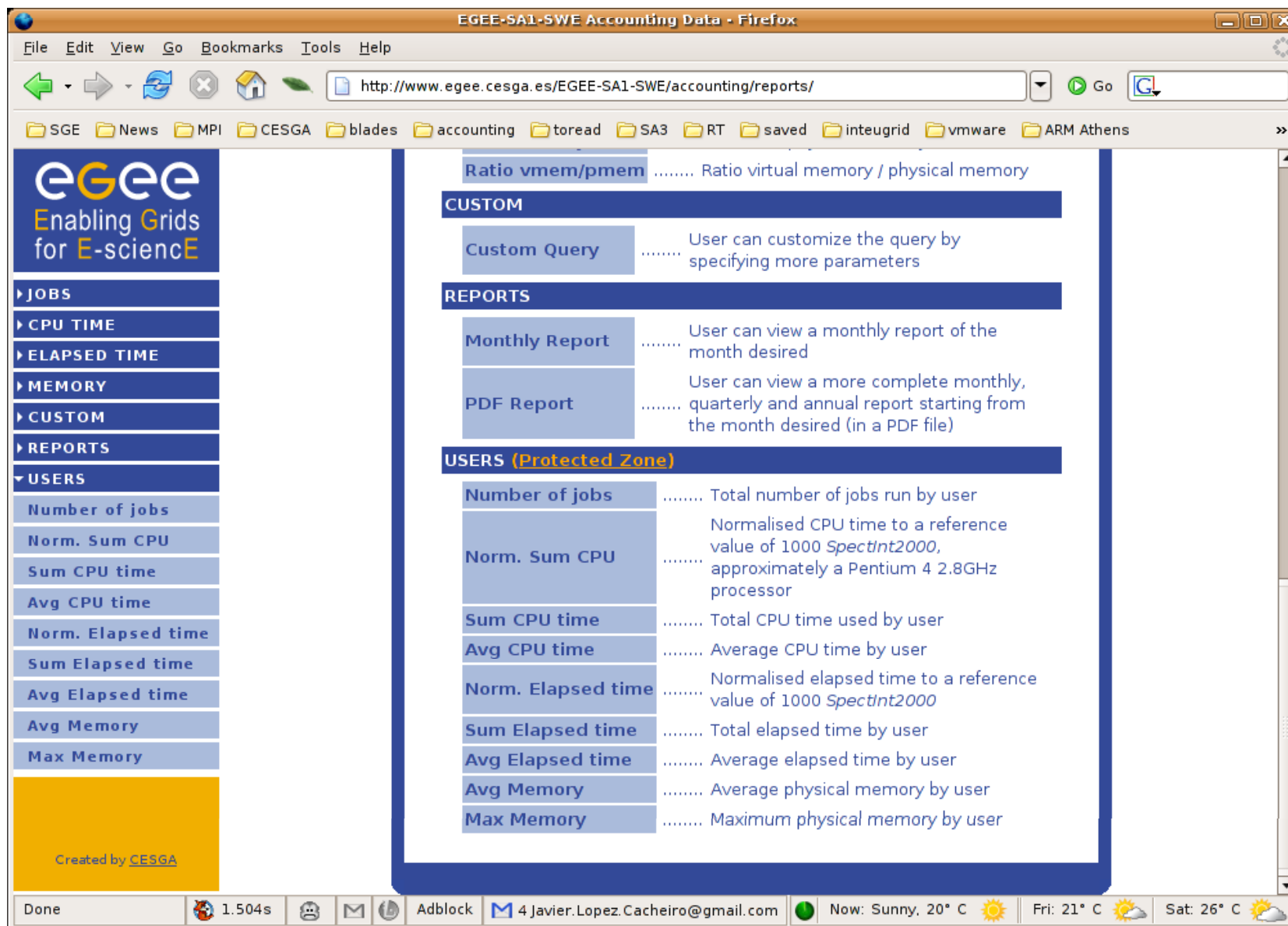
The main content area displays the eGEE logo and the text "Enabling Grids for E-science". Below this is a navigation menu with the following items: JOBS, CPU TIME, ELAPSED TIME, MEMORY, CUSTOM, REPORTS, and USERS. The "USERS" item is expanded, showing a list of metrics: Number of jobs, Norm. Sum CPU, Sum CPU time, Avg CPU time, Norm. Elapsed time, Sum Elapsed time, Avg Elapsed time, Avg Memory, and Max Memory.

In the center of the page is a large graphic with the eGEE logo, a computer monitor icon, and the text "SWE Accounting Data".

Below the graphic is a large blue-bordered box titled "Instructions" containing the following sections:

- JOBS**
  - Number of jobs ..... Total number of jobs run
- CPU TIME**
  - Norm. Sum CPU ..... Normalised CPU time to a reference value of 1000 SpectInt2000
  - Sum CPU time ..... Total CPU time used
  - Avg CPU time ..... Average CPU time
- ELAPSED TIME**
  - Norm. Elapsed time ..... Normalised elapsed time to a reference value of 1000 SpectInt2000
  - Sum Elapsed time ..... Total elapsed time
  - Avg Elapsed time ..... Average elapsed time
  - Ratio Elapsed/CPU ..... Ratio elapsed time / CPU time
  - Sum Elapsed - CPU ..... Total Elapsed time minus CPU time
  - Avg Elapsed - CPU ..... Average Elapsed time minus CPU time

The browser's status bar at the bottom shows "Done", "1.504s", "Adblock", "4 Javier.Lopez.Cacheiro@gmail.com", "Now: Sunny, 20° C", "Fri: 21° C", and "Sat: 26° C".



The screenshot shows a Firefox browser window titled "EGEE-SA1-SWE Accounting Data - Firefox". The address bar shows the URL "http://www.egee.cesga.es/EGEE-SA1-SWE/accounting/reports/". The browser's bookmark bar contains folders for SGE, News, MPI, CESGA, blades, accounting, toread, SA3, RT, saved, inteugrid, vmware, and ARM Athens.

The website content includes:

- Left Sidebar:**
  - EGEE Enabling Grids for E-science
  - JOBS
  - CPU TIME
  - ELAPSED TIME
  - MEMORY
  - CUSTOM
  - REPORTS
  - USERS
    - Number of jobs
    - Norm. Sum CPU
    - Sum CPU time
    - Avg CPU time
    - Norm. Elapsed time
    - Sum Elapsed time
    - Avg Elapsed time
    - Avg Memory
    - Max Memory

Created by [CESGA](#)

- Main Content Area:**
- Ratio vmem/pmem** ..... Ratio virtual memory / physical memory
- CUSTOM**
  - Custom Query** ..... User can customize the query by specifying more parameters
- REPORTS**
  - Monthly Report** ..... User can view a monthly report of the month desired
  - PDF Report** ..... User can view a more complete monthly, quarterly and annual report starting from the month desired (in a PDF file)
- USERS (Protected Zone)**
  - Number of jobs** ..... Total number of jobs run by user
  - Norm. Sum CPU** ..... Normalised CPU time to a reference value of 1000 *Spectint2000*, approximately a Pentium 4 2.8GHz processor
  - Sum CPU time** ..... Total CPU time used by user
  - Avg CPU time** ..... Average CPU time by user
  - Norm. Elapsed time** ..... Normalised elapsed time to a reference value of 1000 *Spectint2000*
  - Sum Elapsed time** ..... Total elapsed time by user
  - Avg Elapsed time** ..... Average elapsed time by user
  - Avg Memory** ..... Average physical memory by user
  - Max Memory** ..... Maximum physical memory by user



The browser's status bar at the bottom shows: Done, 1.504s, Adblock, 4 Javier.Lopez.Cacheiro@gmail.com, Now: Sunny, 20° C, Fri: 21° C, Sat: 26° C.

EGEE-SA1-SWE Accounting Data - Firefox

File Edit View Go Bookmarks Tools Help

https://www.egee.cesga.es/EGEE-SA1-SWE/accounting/reports/

SGE News MPI CESGA blades accounting toread SA3 RT saved inteugrid vmware ARM Athens the LCG Directory

### SWE Total number of jobs run by user and DATE

July 2006 - October 2006

VO List: 'atlas'

JOBS

CPU TIME

ELAPSED TIME

MEMORY

CUSTOM

REPORTS

Monthly Report

PDF Report

USERS

Number of jobs

Norm. Sum CPU

Sum CPU time

Avg CPU time

Norm. Elapsed time

Sum Elapsed time

Avg Elapsed time

Avg Memory

Max Memory

Created by [CESGA](#)

	Jul 06	Aug 06	Sep 06	Oct 06	Total
	2,555	6,026	1,988	506	11,075
	540	1,263	1,092	4,881	7,776
	5,439	450	130	8	6,027
	0	3,339	1,432	219	4,990
	2,513	511	3	1,793	4,820
	0	3,388	107	0	3,495
	1,197	58	892	1,211	3,358
	764	795	902	618	3,079
	2,957	43	0	0	3,000
	2,288	0	0	0	2,288
	1,529	386	3	0	1,918
	35	258	65	1,061	1,419
	929	206	67	6	1,208
	0	349	159	681	1,189
	1	487	610	0	1,098
	306	5	0	568	879
	0	0	3	855	858
	849	3	0	0	852
	0	0	44	792	836
	0	2	348	464	814
	0	0	724	86	810
	0	0	385	422	807
	0	0	0	757	757
	0	0	4	737	741
	10	71	461	101	643
	450	2	0	117	569


User Info

EGEE-SA1-SWE Accounting Data - Firefox

File Edit View Go Bookmarks Tools Help

https://www.egee.cesga.es/EGEE-SA1-SWE/accounting/reports/

SGE News MPI CESGA blades accounting toread SA3 RT saved inteugrid vmware ARM Athens the LCG Directory >>



▶ JOBS

▶ CPU TIME

▶ ELAPSED TIME

▶ MEMORY

▶ CUSTOM

▼ REPORTS

Monthly Report

PDF Report

▼ USERS

Number of jobs

Norm. Sum CPU

Sum CPU time

Avg CPU time

Norm. Elapsed time

Sum Elapsed time

Avg Elapsed time

Avg Memory

Max Memory

Created by [CESGA](#)

	0	0	0	2	2
	0	1	0	0	1
	0	0	0	1	1
	0	0	1	0	1
	0	0	1	0	1
	0	0	0	1	1
	0	1	0	0	1
	0	1	0	0	1
	1	0	0	0	1
	0	1	0	0	1
	0	1	0	0	1
	0	0	1	0	1
	0	0	0	1	1
	0	1	0	0	1
	0	1	0	0	1
	1	0	0	0	1
	0	1	0	0	1
	0	1	0	0	1
	1	0	0	0	1
	0	1	0	0	1
	0	0	0	1	1
	0	0	1	0	1
	0	0	1	0	1
	1	0	0	0	1
	0	0	0	1	1
	0	0	1	0	1
	0	1	0	0	1
	1	0	0	0	1
	0	0	1	0	1
	0	1	0	0	1
	1	0	0	0	1
	0	0	1	0	1
<b>Total</b>	<b>24,558</b>	<b>18,564</b>	<b>11,122</b>	<b>17,027</b>	<b>71,271</b>

Click here to download this information as a CSV file.

Logged as /C=ES/O=DA TAGRID-ES/O=CESGA/CN=Javier Lopez



www.egee.cesga.es 2.117s Adblock 4 Javier.Lopez.Cacheiro@gmail.com Now: Sunny, 20° C Fri: 21° C Sat: 26° C

EGEE-SA1-SWE Accounting Data - Firefox

File Edit View Go Bookmarks Tools Help

https://www.egee.cesga.es/EGEE-SA1-SWE/accounting/reports/

SGE News MPI CESGA blades accounting toread SA3 RT saved inteugrid vmware ARM Athens the LCG Directory EGEE-TORGA Spurl! >>

## SWE general report

- ▶ JOBS
- ▶ CPU TIME
- ▶ ELAPSED TIME
- ▶ MEMORY
- ▶ CUSTOM
- ▼ REPORTS
  - Monthly Report
  - PDF Report
- ▶ USERS

Created by [CESGA](#)

[Normalised CPU time](#) [Total CPU time used](#)

### Normalised CPU time

2006

<a href="#">January</a>	<a href="#">February</a>	<a href="#">March</a>	<a href="#">April</a>
<a href="#">May</a>	<a href="#">June</a>	<a href="#">July</a>	<a href="#">August</a>
<a href="#">September</a>	October	November	December

2005

<a href="#">January</a>	<a href="#">February</a>	<a href="#">March</a>	<a href="#">April</a>
<a href="#">May</a>	<a href="#">June</a>	<a href="#">July</a>	<a href="#">August</a>
<a href="#">September</a>	<a href="#">October</a>	<a href="#">November</a>	<a href="#">December</a>

[Top](#)

### Total CPU time used

2006

<a href="#">January</a>	<a href="#">February</a>	<a href="#">March</a>	<a href="#">April</a>
<a href="#">May</a>	<a href="#">June</a>	<a href="#">July</a>	<a href="#">August</a>
<a href="#">September</a>	October	November	December

2005

<a href="#">January</a>	<a href="#">February</a>	<a href="#">March</a>	<a href="#">April</a>
<a href="#">May</a>	<a href="#">June</a>	<a href="#">July</a>	<a href="#">August</a>
<a href="#">September</a>	<a href="#">October</a>	<a href="#">November</a>	<a href="#">December</a>

[Top](#)



Done | www.egee.cesga.es | 0.315s | Adblock | 4 Javier.Lopez.Cacheiro@gmail.com | Now: Sunny, 20° C | Fri: 21° C | Sat: 26° C

EGEE-SAI-SWE Accounting Data - Firefox

File Edit View Go Bookmarks Tools Help

https://www.egee.cesga.es/EGEE-SAI-SWE/accounting/reports/

SGE News MPI CESGA blades accounting toread SA3 RT saved inteugrid vmware ARM Athens the LCG Directory EGEE-TORGA

### Total number of jobs run by user

**Period:** Start year: 2005 Start month: 11 End year: 2006 End month: 10

**VOs:**
 alice  atlas  biomed  biomedsgm  bmed  cdf  
 cesga  cms  cmsgrid  compchem  dteam  edteam  
 eela  fusion  geant  gear  grycap  gvmuam  
 ific  lhcb  magic  ops  planck  sixt  
 swetest  zeus  zh

**Site:** ALL  
**Order by:** User ID

Send Reset

Logged as /C=ES/O=DATAGRID-ES/O=CESGA/CN=Javier Lopez

Created by CESGA

<https://www.egee...> [www.egee.cesga.es](http://www.egee.cesga.es) 0.513s Adblock 4 Javier.Lopez.Cacheiro@gmail.com Now: Sunny, 20° C Fri: 21° C Sat: 26° C



- **We are interested in:**
  - Having SAM at the regional level
  - Possibility to insert SAM results into Nagios (some sites have local Nagios servers)
  - Accounting separation between Providers (Sites-RC) and Users (VO). The user (VO) should have an independent accounting mechanism to cross-check provider (RC) accounting
  - A set of monitoring/accounting tools easy to install and the possibility to choose which ones fit better in our region
  - Interoperability between tools
  - Integration with local tools: Nagios and Ganglia are widely deployed
  - SLD: Automatic retrieval procedure through GOCDB?

- **SWE Monitoring Facilities**

- <http://www.egee.cesga.es/EGEE-SA1-SWE/monitoring/>

- **SWE Gridlce**

- <http://www2.egee.cesga.es/gridlce/site/site.php>

- **SWE Accounting Facilities**

- <http://www.egee.cesga.es/EGEE-SA1-SWE/accounting/>

- **Regional Accounting Portal (RAP)**

- <http://www.egee.cesga.es/EGEE-SA1-SWE/accounting/acctROC/>

- **SWE Accounting Portal**

- <http://www.egee.cesga.es/EGEE-SA1-SWE/accounting/>



Enabling Grids for E-science

Thanks

**Thanks!**