

TOTEM Results on Total pp Cross-Section and Diffractive Dissociation

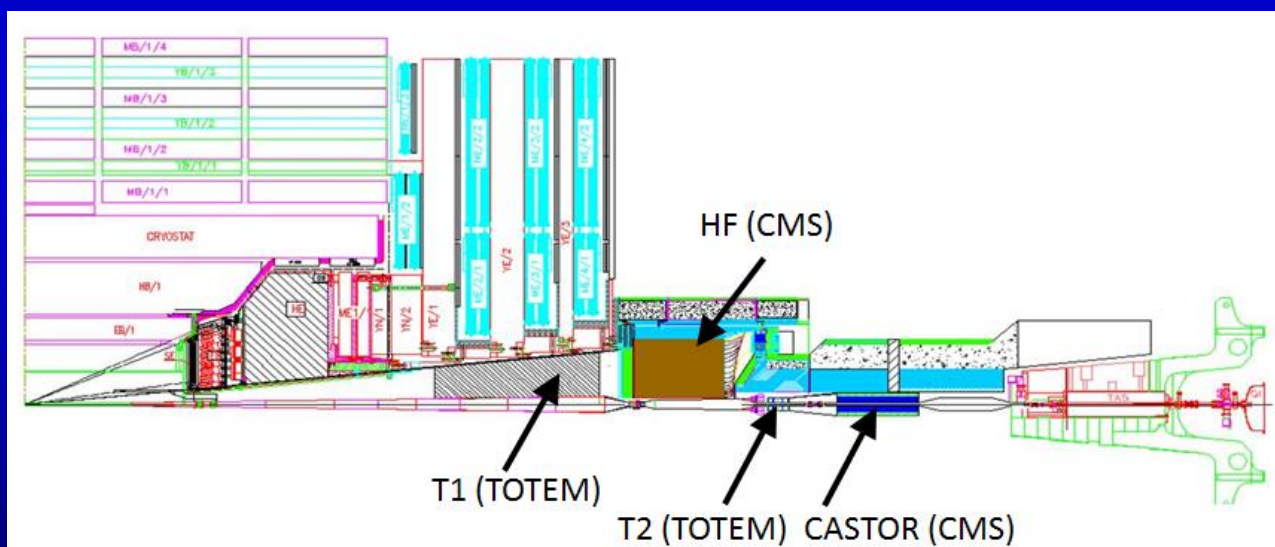
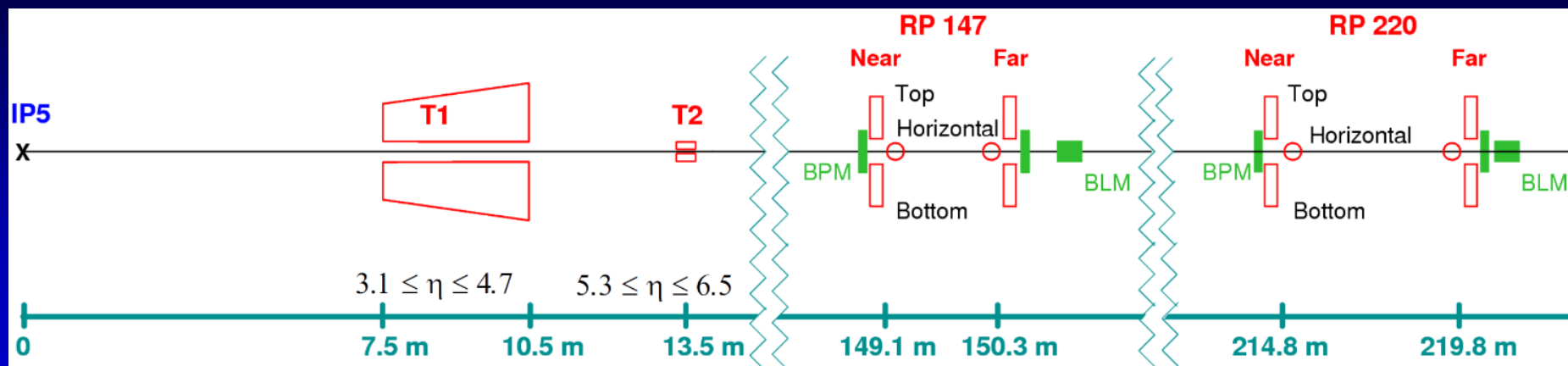
T. Csörgő, for the TOTEM Collaboration

Wigner Research Center for Physics,
Budapest, Hungary

TOTEM physics
LHC Optics Determination
 σ_{tot} @ 7 and 8 TeV
Single Diffraction
Double Diffraction
Summary

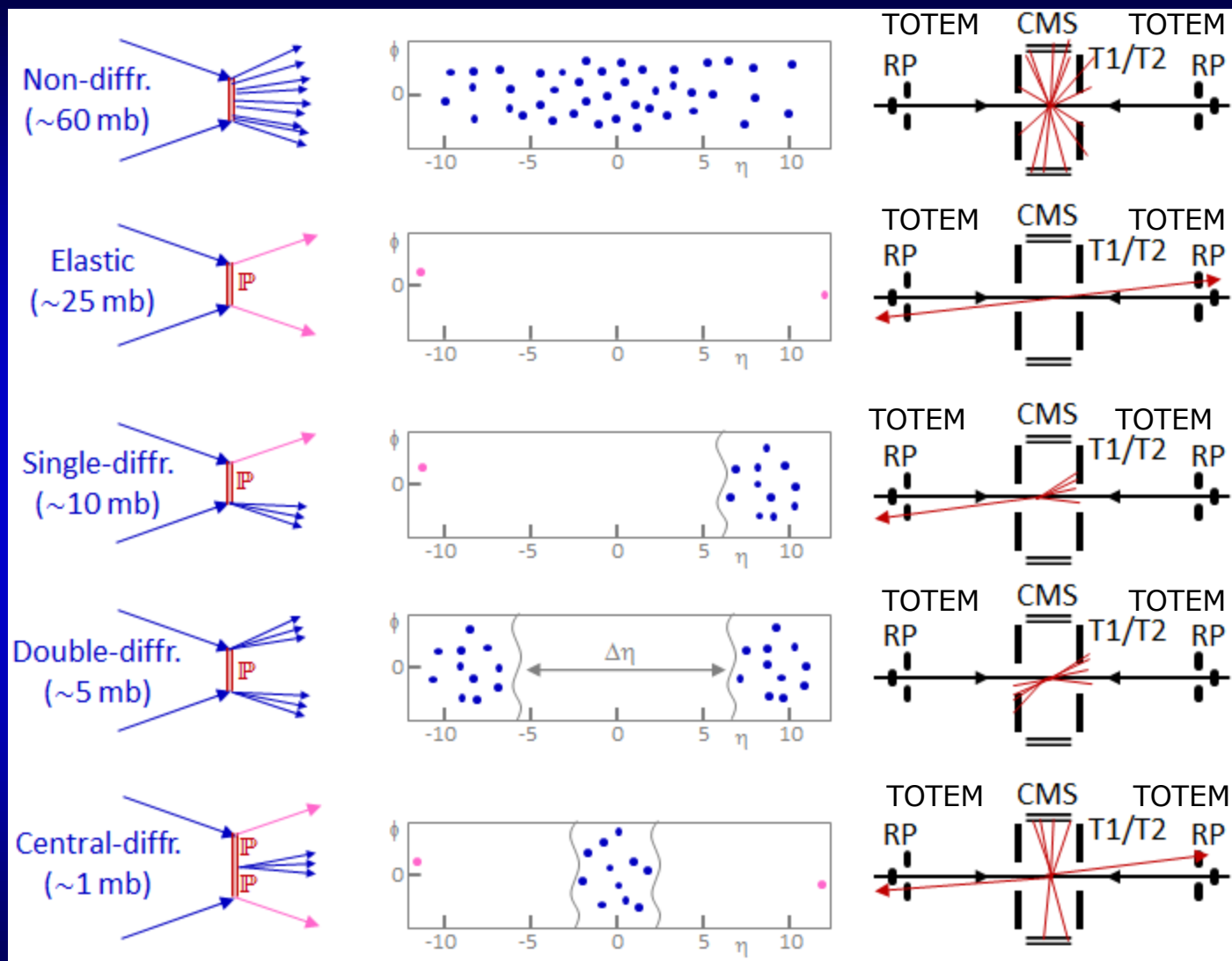


TOTEM – Experimental Setup at IP5



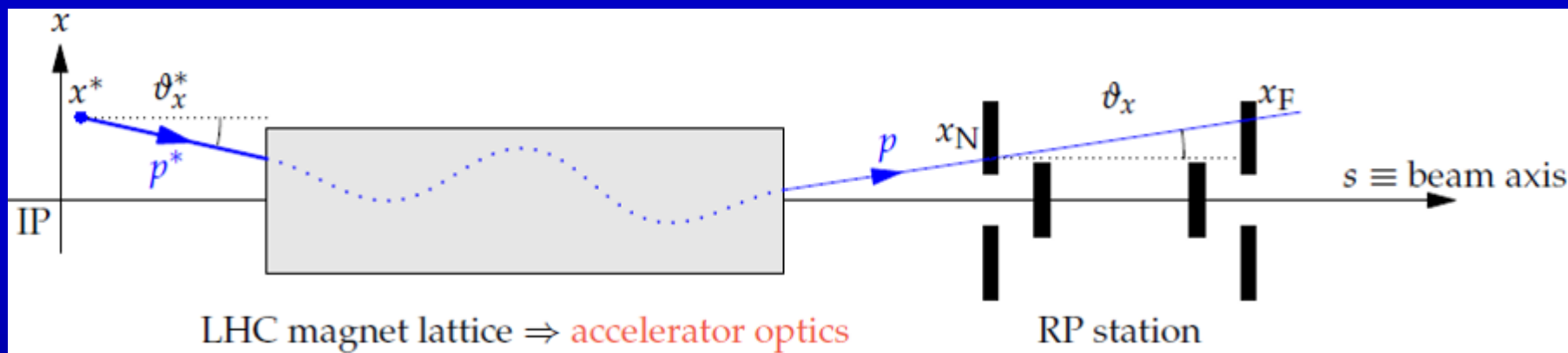
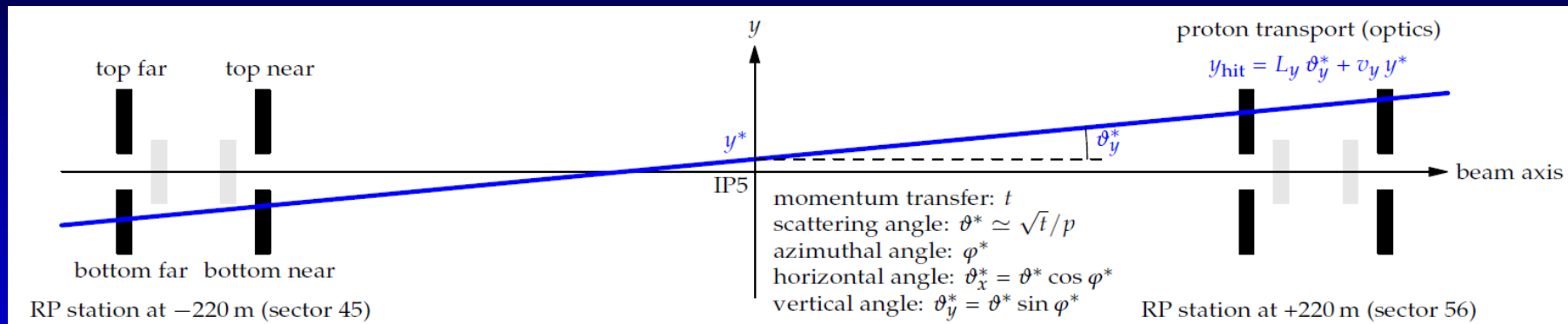
T1, T2: CSC and GEM Inelastic telescopes; RP: Roman Pots
[Details: JINST 3 (2008) S08007 and F. Ferro's talk at this meeting]

TOTEM physics at LHC



Elastic and diffractive scattering: colorless exchange

LHC Optics for elastic pp scattering



$$\begin{pmatrix} x \\ \Theta_x \\ y \\ \Theta_y \\ \Delta p/p \end{pmatrix} = \begin{pmatrix} v_x & L_x & 0 & 0 & D_x \\ v'_x & L'_x & 0 & 0 & D'_x \\ 0 & 0 & v_y & L_y & 0 \\ 0 & 0 & v'_y & L'_y & 0 \\ 0 & 0 & 0 & 0 & 1 \end{pmatrix} \begin{pmatrix} x^* \\ \Theta_x^* \\ y^* \\ \Theta_y^* \\ \Delta p/p \end{pmatrix}$$

Precise σ_{tot} determination
 needs excellent control of
 LHC optics
 from TOTEM data

LHC Optics Determination, $\beta^* = 3.5$ m

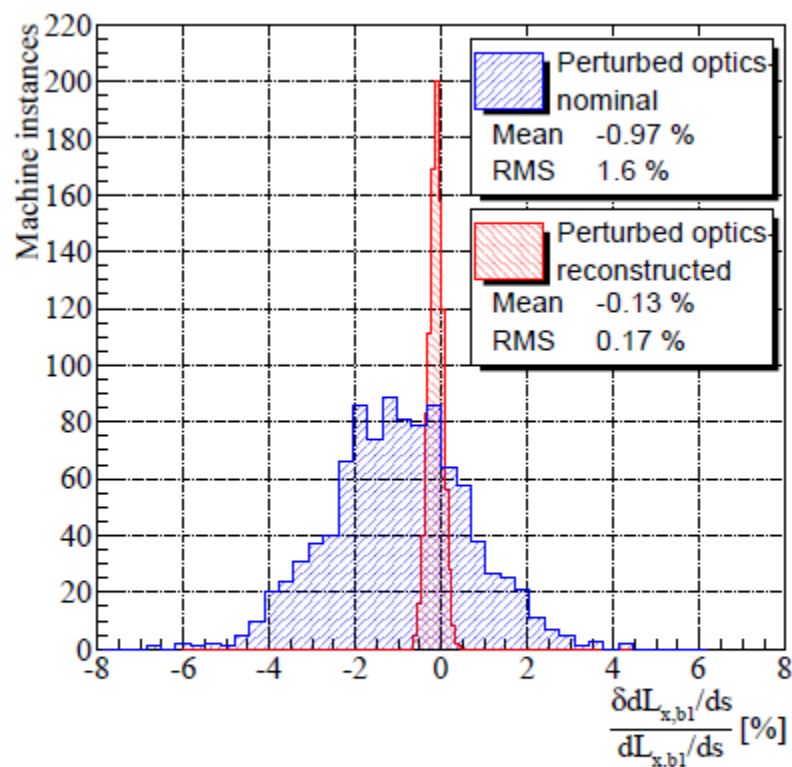
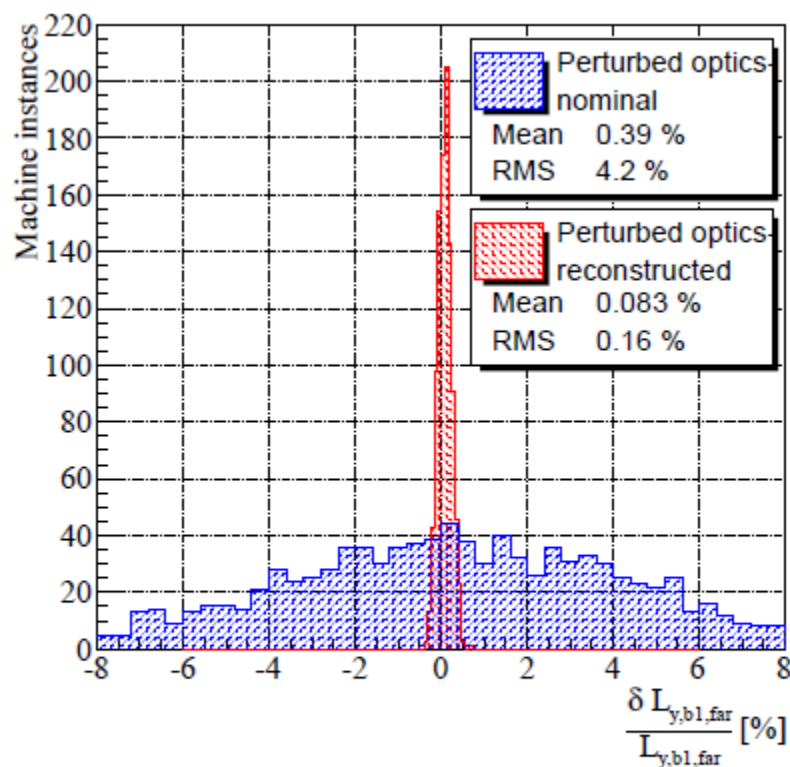


Figure 11. (color online) The MC error distribution of $\beta^* = 3.5$ m optical functions L_y and dL_x/ds for Beam 1 at $E = 3.5$ TeV, before and after optics estimation.

Precise control of LHC imperfections with perturbed LHC optics and recalibration from data at IP5 – optics error reduction by factors of 10 - 20, [arXiv:1406.0546](https://arxiv.org/abs/1406.0546)

LHC Optics Determination, $\beta^* = 90$ m

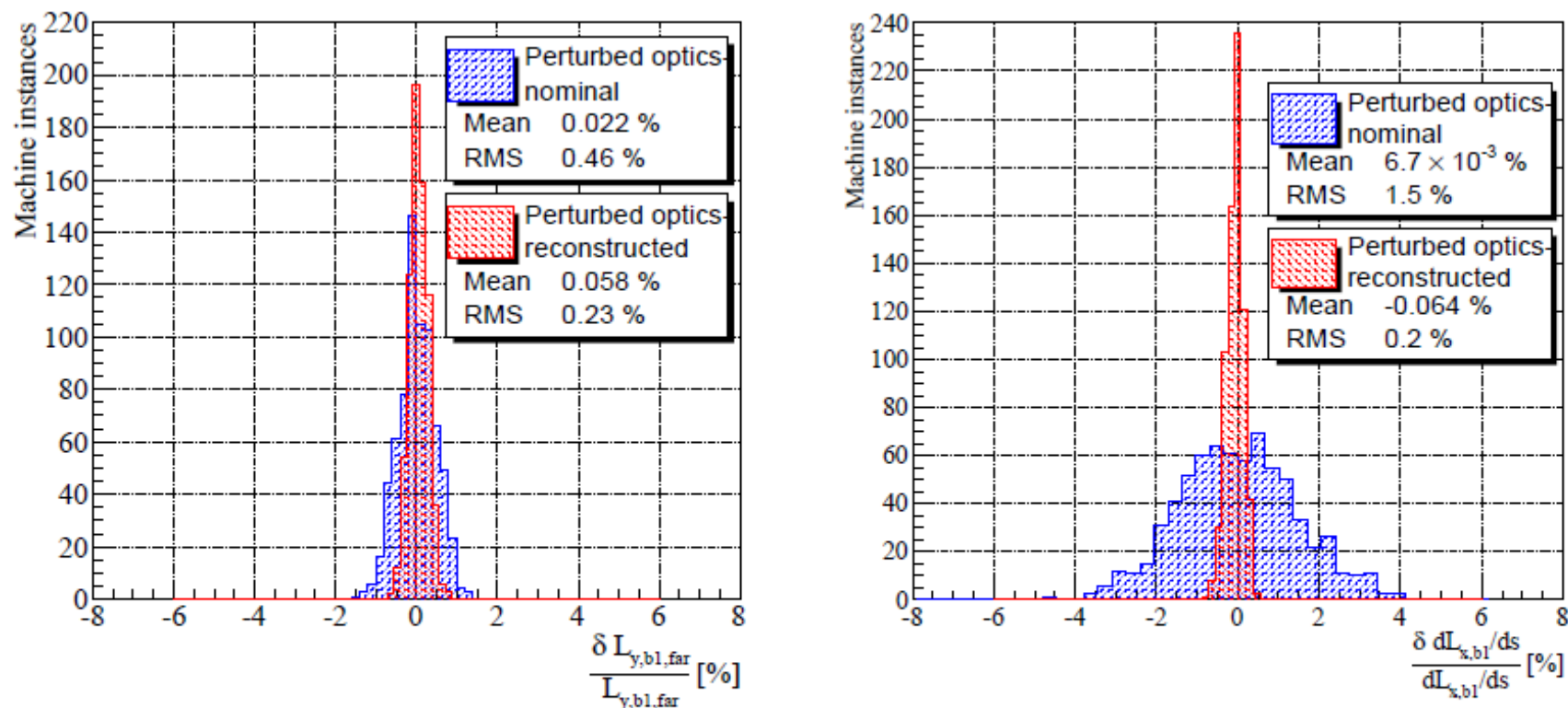


Figure 12. (color online) The MC error distribution of $\beta^* = 90$ m optical functions L_y and dL_x/ds for Beam 1 at $E = 4$ TeV, before and after optics estimation.

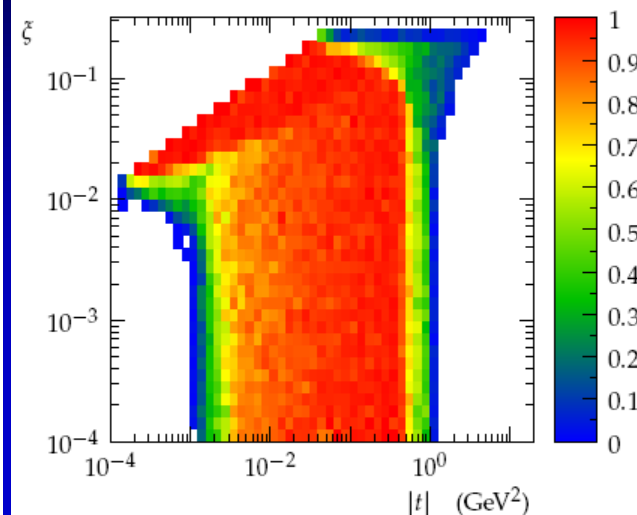
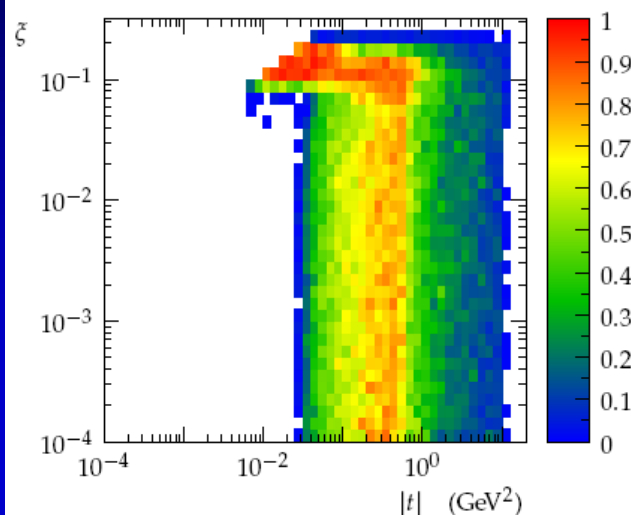
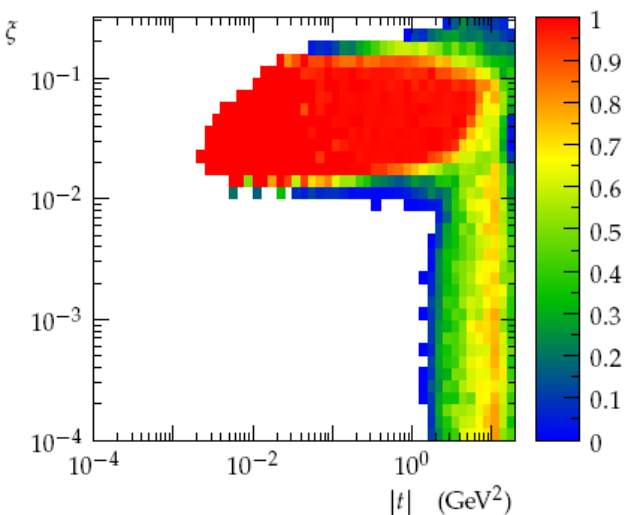
Precise control of LHC imperfections with perturbed LHC optics
and recalibration from data at IP5: factors of 2 - 10

[arXiv:1406.0546](https://arxiv.org/abs/1406.0546)

LHC optics and proton acceptance

$t = -p^2 \theta_*^2$: four-momentum transfer squared;

$\xi = \Delta p/p$: fractional momentum loss



$\beta^* = 0.55 \text{ m}$

Diffraction:

$\xi \geq 0.03$,

low cross-sections,

hard diffraction

Elastic scattering: large $|t|$

$\beta^* = 90 \text{ m}$

Diffraction:

all ξ if $|t| \geq 10^{-2} \text{ GeV}^2$,

soft & semi-hard diffr.

Elastic: low to mid $|t|$

Total cross-section

$\beta^* = 1000 \text{ m}$

Elastic scattering:

very low $|t|$,

Coulomb- Nuclear

Interference

Total cross-Section

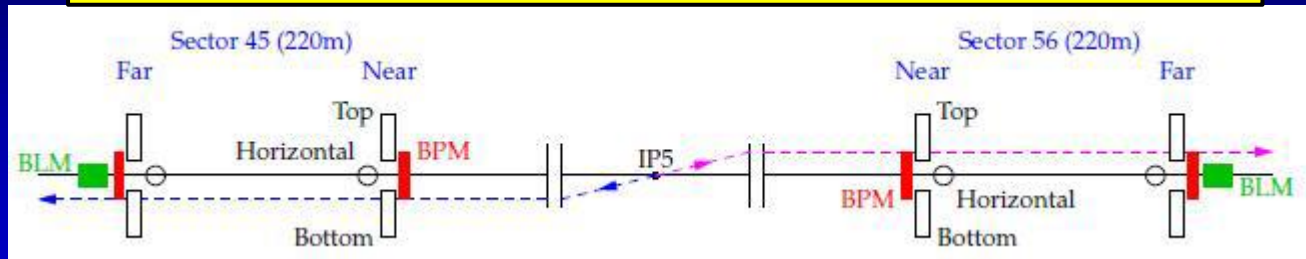
$> 10^{33} \text{ cm}^{-2} \text{ s}^{-1}$

$$\mathcal{L} \propto \frac{1}{\beta^*}$$

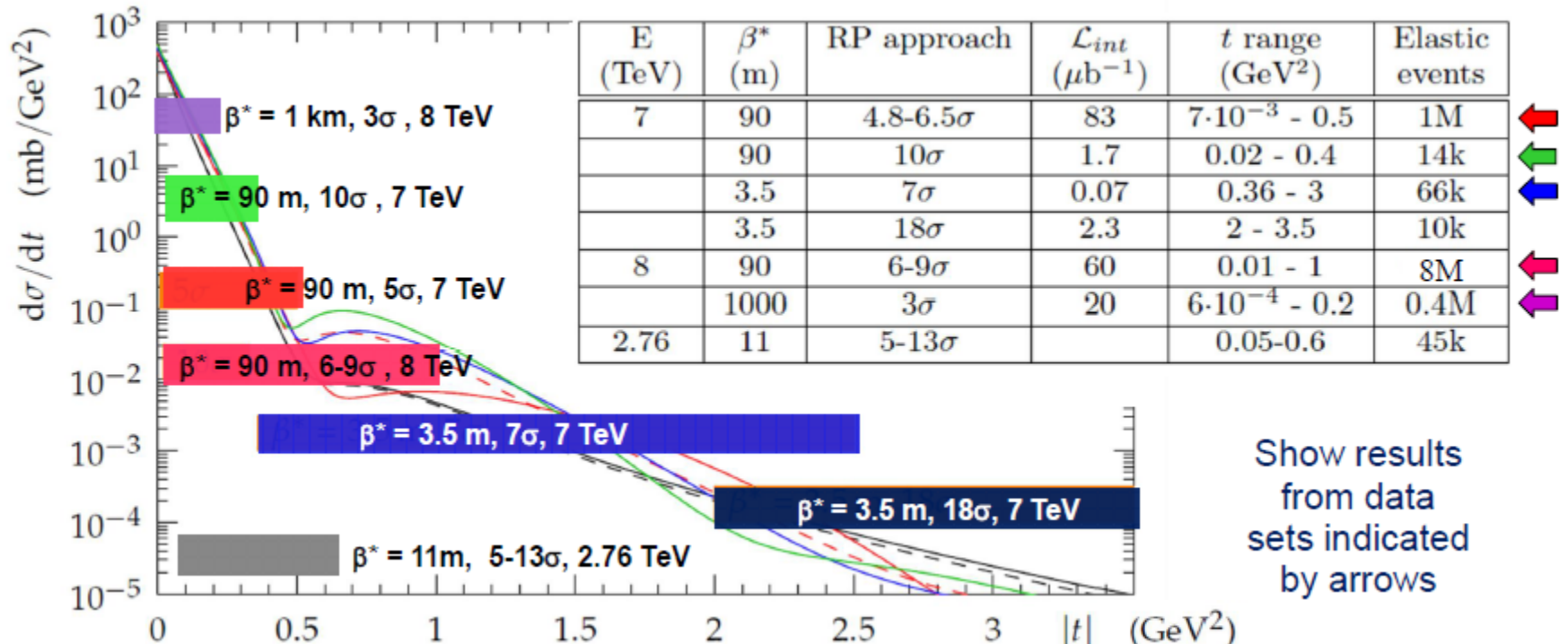
$\sim 10^{27} \text{ cm}^{-2} \text{ s}^{-1}$

Event selection, data sets

Selected based on topology, low $|\xi|$, collinearity, & vertex .
Key issues: RP alignment and optics.



Data sets at different conditions to measure elastics over wide t -range including very low $|t|$



3 methods to measure σ_{tot}

elastic only
(T1, T2 independent)

$$\sigma_{\text{tot}}^2 = \frac{16\pi}{(1 + \rho^2)} \frac{1}{\mathcal{L}} \left(\frac{dN_{\text{el}}}{dt} \right)_{t=0}$$

ρ independent

$$\sigma_{\text{tot}} = \sigma_{\text{el}} + \sigma_{\text{inel}}$$

L independent

$$\sigma_{\text{tot}} = \frac{16\pi}{(1 + \rho^2)} \frac{(dN_{\text{el}}/dt)_{t=0}}{(N_{\text{el}} + N_{\text{inel}})}$$

7 TeV

$$\sigma_{\text{TOT}} = 98.3 \text{ mb} \pm 2.0 \text{ mb}$$

EPL 96 (2011) 21002

$$\sigma_{\text{TOT}} = 98.6 \text{ mb} \pm 2.3 \text{ mb}$$

EPL 101 (2013) 21002

$$\sigma_{\text{TOT}} = 99.1 \text{ mb} \pm 4.3 \text{ mb}$$

EPL 101 (2013) 21004

$$\sigma_{\text{TOT}} = 98.1 \text{ mb} \pm 2.4 \text{ mb}$$

EPL 101 (2013) 21004

8 TeV: PRL 111, 012001

$$\sigma_{\text{TOT}} = 101.7 \text{ mb} \pm 2.9 \text{ mb}$$

TOTEM total cross-section results

7 TeV

elastic observables only:

$$\sigma_{\text{tot}}^2 = \frac{16\pi}{1 + q^2} \frac{1}{\mathcal{L}} \left. \frac{dN_{\text{el}}}{dt} \right|_0 \quad (\rho=0.14 \text{ [COMPETE extrapol.]})$$

June 2011 (EPL96): $\sigma_{\text{tot}} = (98.3 \pm 2.8) \text{ mb}$

Oct. 2011 (EPL101): $\sigma_{\text{tot}} = (98.6 \pm 2.2) \text{ mb}$

different beam intensities !

σ_{tot}

test validity of
optical theorem
at ~3.5 % level

q independent:

$$\sigma_{\text{tot}} = \frac{1}{\mathcal{L}} (N_{\text{el}} + N_{\text{inel}})$$

$$\sigma_{\text{tot}} = (99.1 \pm 4.3) \text{ mb}$$

luminosity independent:

$$\sigma_{\text{tot}} = \frac{16\pi}{1 + q^2} \frac{dN_{\text{el}}/dt|_0}{N_{\text{el}} + N_{\text{inel}}}$$

$$\sigma_{\text{tot}} = (98.0 \pm 2.5) \text{ mb}$$

First measurements of the total proton-proton cross section at the LHC energy of $\sqrt{s} = 7 \text{ TeV}$
[EPL 96 (2011) 21002]

Measurement of proton-proton elastic scattering and total cross-section at $\sqrt{s} = 7 \text{ TeV}$
[EPL 101 (2013) 21002]

Measurement of proton-proton inelastic scattering cross-section at $\sqrt{s} = 7 \text{ TeV}$
[EPL 101 (2013) 21003]

Luminosity-independent measurements of total, elastic and inelastic cross-sections at $\sqrt{s} = 7 \text{ TeV}$
[EPL 101 (2013) 21004]

A luminosity-independent measurement of the proton-proton total cross-section at $\sqrt{s} = 8 \text{ TeV}$
[Phys. Rev. Lett. 111, 012001 (2013)]

TOTEM total cross-section @ 8TeV with luminosity-independent method

TABLE I. Description of the available data samples. The RP position is given as the RP approach to the beam in multiples of the transverse beam size ($\sigma_{\text{beam}} \sim 0.7$ mm). The third column shows the lowest $|t|$ values reached in the elastic sample after all cuts. The last two columns show the number of elastic and inelastic events collected.

Data set	RP position	$ t _{\text{min}}$ (GeV ²)	Elastic events	Inelastic events
1	$6.0\sigma_{\text{beam}}$	0.01	416×10^3	2.30×10^6
2	$9.5\sigma_{\text{beam}}$	0.02	238×10^3	1.72×10^6

Needs precise control of LHC imperfections and recalibration from data at IP5:

$$\beta^* = 90\text{m},$$

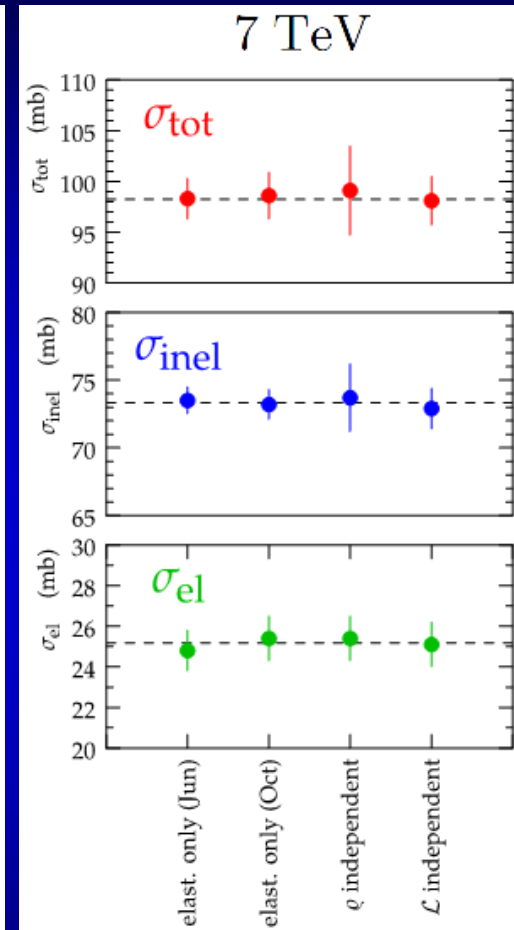
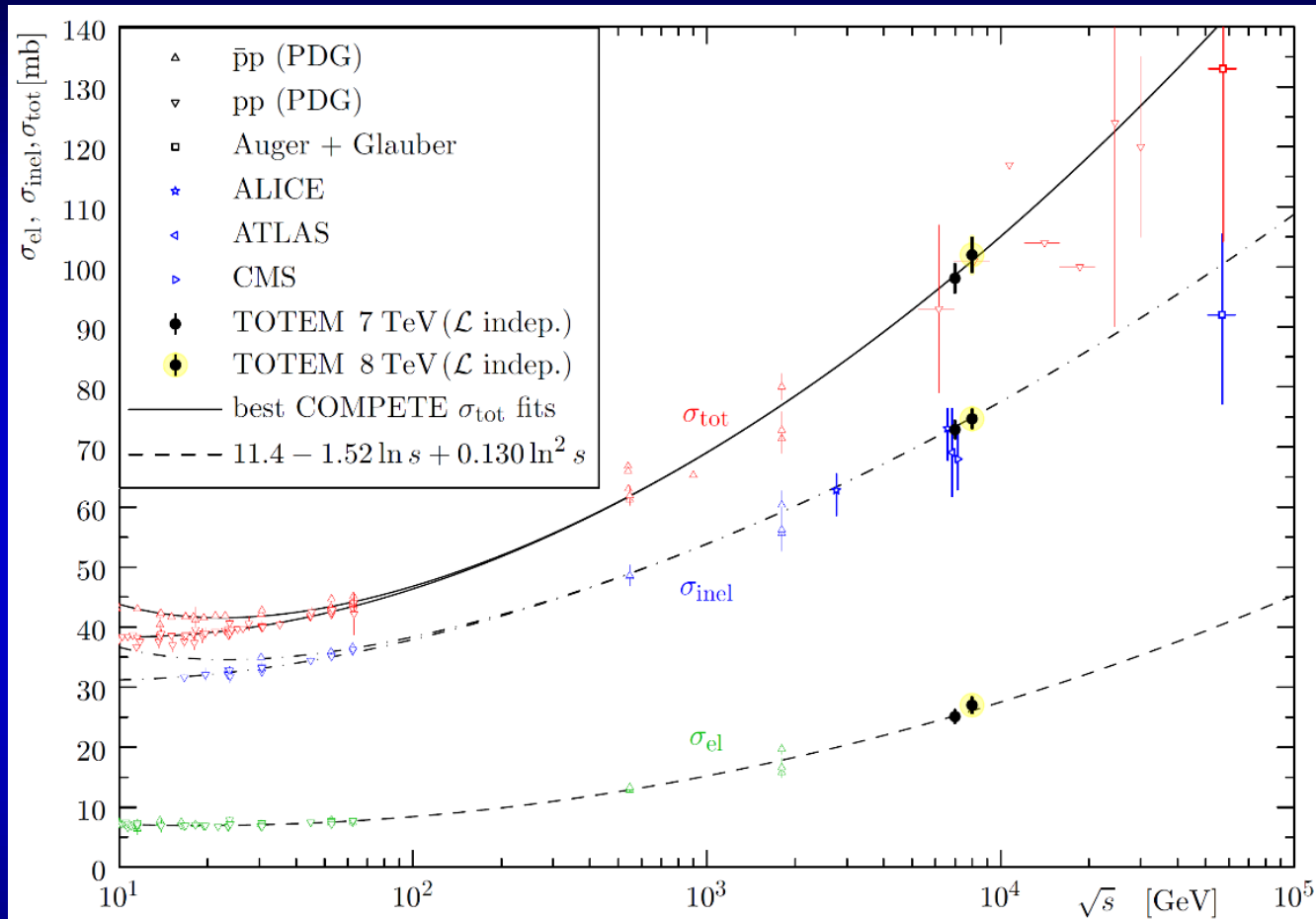
optics error reduction by 2-10,

[arXiv:1406.0546](https://arxiv.org/abs/1406.0546)

TABLE II. Overview of the analysis steps, associated corrections, and systematic uncertainties to the differential and total elastic rate.

Source	Effect on	$ t = 0.01 \text{ GeV}^2$	0.1 GeV^2	0.2 GeV^2
Alignment	t	$\pm 0.21\%$	$\pm 0.3\%$	$\pm 0.57\%$
Kinematics reconstruction: Optics, beam energy	t	$\pm 1.09\%$	$\pm 0.72\%$	$\pm 4.3\%$
Selection	norm.		$\pm 0.5\%$	
Acceptance (correction factor)	dN/dt	3.3 ± 0.024	1.2 ± 0.002	1.8 ± 0.004
Resolution unfolding	t	$(0.5 \pm 0.1)\%$	$(-0.2 \pm 0.003)\%$	$(-2.6 \pm 0.1)\%$
Efficiency	norm.	Uncorrelated inefficiency: $(10 \pm 0.6)\%$		
		Correlated inefficiency: $(3 \pm 1)\%$		
		Pileup: $(4.7 \pm 0.4)\%$		
Extrapolation/Fit		$dN_{\text{el}}/dt _{t=0}$ B	$\pm 2.5\%$ $(19.9 \pm 0.3) \text{ GeV}^{-2}$	

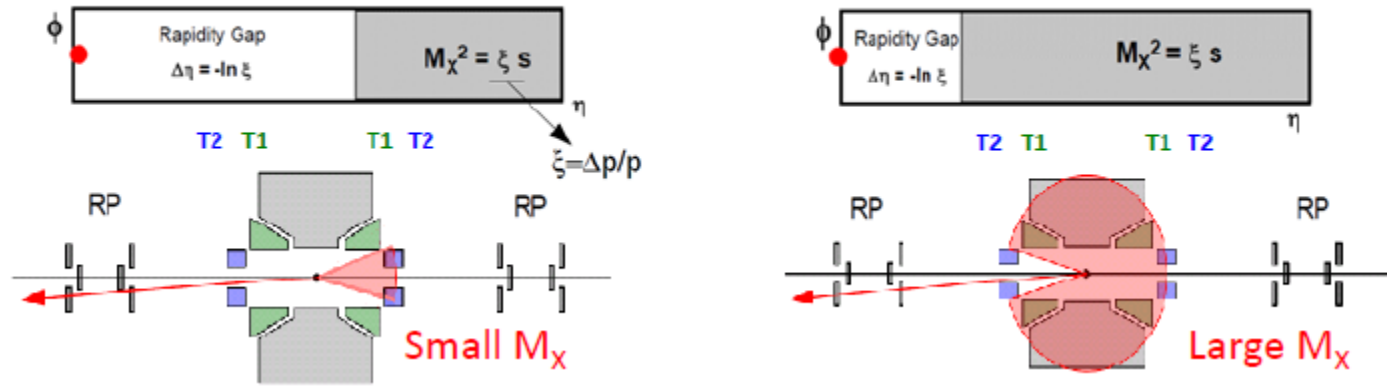
TOTEM: total cross-sections



7 TeV: Excellent agreements between different methods.
Ongoing analysis for 8 and 2.6 TeV with different optics/methods.

TOTEM for single diffraction

Rapidity gap ($\Delta\eta = -\ln \xi$) determines diffractive mass ($M_X^2 = \xi s$)

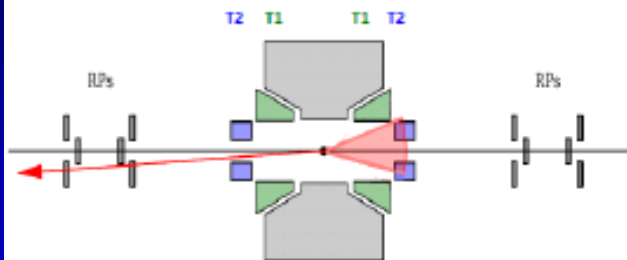


Event classification based on tracks in T1 & T2, proton in RP

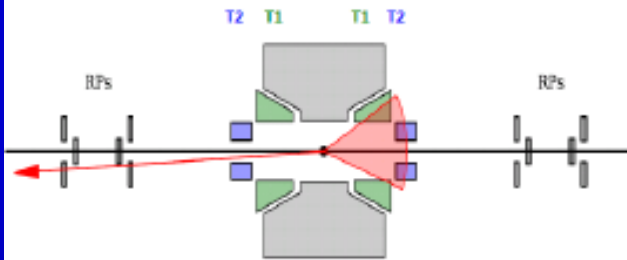
SD class	Configuration	M_X [GeV]	$\xi = \Delta p/p$
Low mass	1 RP + opp. T2	3.4 – 8	$2 \times 10^{-7} - 10^{-6}$
Medium mass	1 RP + opp. T2 + opp. T1	8 – 350	$10^{-6} - 0.0025$
High mass	1 RP + opp. T2 + same T1	350 – 1100	0.0025 – 0.025
Very high mass	1 RP + both T2	1100 – ...	0.025 – ...

TOTEM on single diffraction, 7 TeV

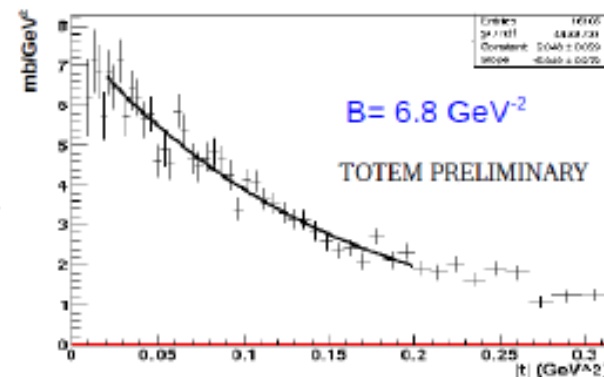
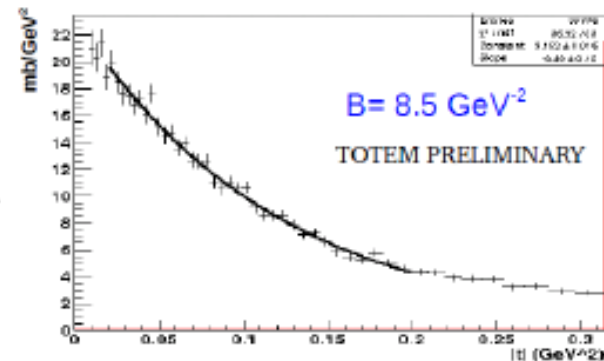
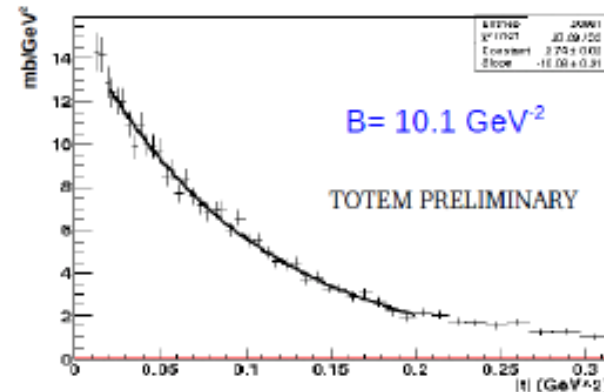
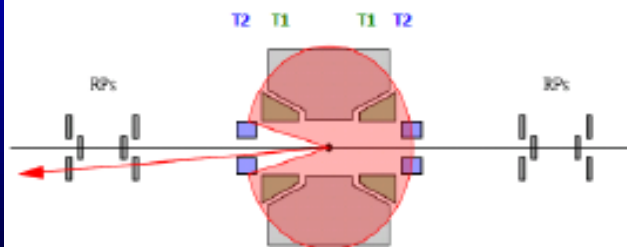
Low Mass
 $M = 3.4 - 7 \text{ GeV}$



Medium Mass
 $M = 7 - 350 \text{ GeV}$



High Mass
 $M = 0.35 - 1.1 \text{ TeV}$



Corrections included:

- Trigger efficiency
- Proton acceptance & reconstruction efficiency
- Background subtraction
- Extrapolation to $t = 0$

Missing corrections:

- Class migration
- ξ resolution & beam divergence effects

Estimated uncertainties:

$B \sim 15\%$; $\sigma \sim 20\%$

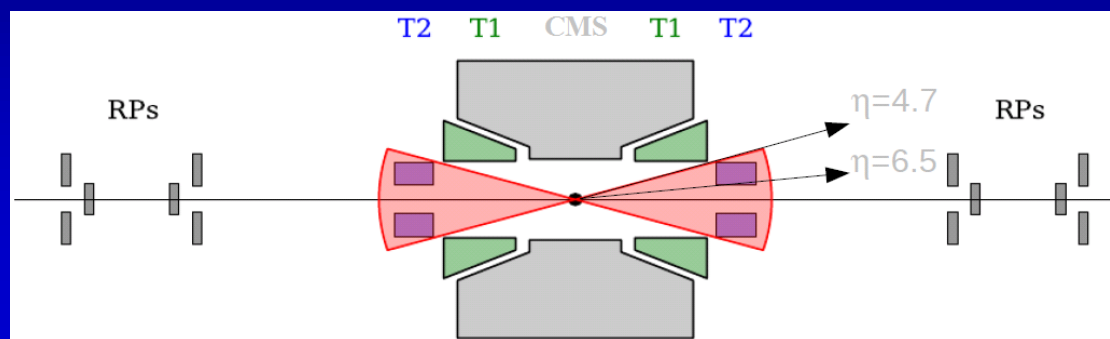
TOTEM preliminary:

$$\sigma_{SD} = 6.5 \pm 1.3 \text{ mb}$$

$$3.4 \text{ GeV} < M_{\text{diff}} < 1.1 \text{ TeV}$$

TOTEM for double diffraction

Aim: Measurement of soft double diffractive cross section with particle η_{\min} visible to TOTEM T2 ($4.7 < |\eta_{\min}| < 6.5$). \longrightarrow $\sigma_{\text{DD}}(|\eta_{\min}|)$ for $3.4 < M_{\text{DIFF}} < 8 \text{ GeV}$



Event selection: Trigger with T2, at least one track in both T2 hemispheres, no tracks in T1 “(0T1+2T2) topology”.

- ND background estimated scaling the MC prediction using a control sample from data dominated by ND (2T1+2T2 events)
- SD background estimated completely from data using a SD-dominated control sample (0T1+1T2) with protons in the RP

TOTEM results on double diffraction

Phys. Rev. Lett. 111, 262001

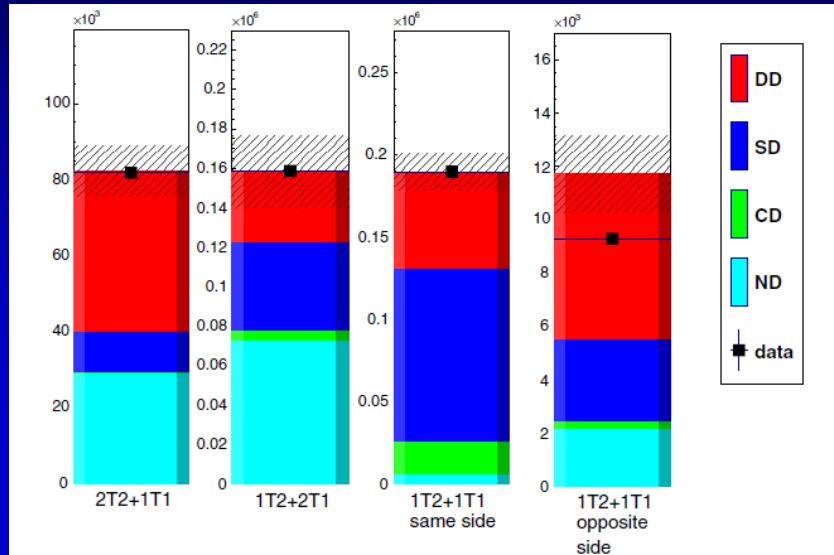


FIG. 1 (color online). Validation of background estimates for the full selection I_{track} . Each plot shows the corrected number of events in data (black squares) and the combined estimate with background uncertainties. The combined estimate is the sum of all components, from bottom to top: the ND estimate (cyan), CD estimate (green), SD estimate (blue), and DD estimate (red).

$$\sigma_{\text{DD}} = \frac{E(N_{\text{data}}^{2T2+0T1} - N_{\text{bckg}}^{2T2+0T1})}{\mathcal{L}},$$

E: experimental correction
includes
acceptance,
tracking,
reconstruction efficiencies (T2)
and for only neutrals in T2

$$E = 0.9 \pm 0.1$$

$$\mathcal{L} = 40.1 \pm 1.6 \mu\text{b}^{-1}$$

TOTEM result:

$$\sigma_{\text{DD}} = 116 \pm 25 \mu\text{b}$$

$$4.7 < |\eta|_{\text{min}} < 6.5$$

for both diffractive systems

TOTEM for double diffraction

TABLE III. Double diffractive cross-section measurements (μb) in the forward region. Both visible and η_{\min} corrected cross sections are given. The latter is compared to PYTHIA and PHOJET predictions. PYTHIA estimate for total $\sigma_{\text{DD}} = 8.1 \text{ mb}$ and PHOJET estimate $\sigma_{\text{DD}} = 3.9 \text{ mb}$.

	I_{track}	$D11_{\text{track}}$	$D22_{\text{track}}$	$D12_{\text{track}}$	$D21_{\text{track}}$
Visible	131 ± 22	58 ± 14	20 ± 8	31 ± 5	34 ± 5
	I	$D11$	$D22$	$D12$	$D21$
η_{\min}	116 ± 25	65 ± 20	12 ± 5	26 ± 5	27 ± 5
PYTHIA η_{\min}	159	70	17	36	36
PHOJET η_{\min}	101	44	12	23	23

TABLE IV. Summary of statistical and systematic uncertainties (μb).

	I	$D11$	$D22$	$D12$	$D21$
Statistical	1.5	1.1	0.7	0.9	0.9
Background estimate	9.0	6.0	3.5	2.7	2.2
Trigger efficiency	2.1	1.2	1.0	0.9	0.9
Pileup correction	2.4	2.1	0.4	1.1	1.0
$T1$ multiplicity	7.0	3.9	0.7	1.6	1.7
Luminosity	4.7	2.6	0.5	1.1	1.1
Experimental correction	14.7	14.1	2.6	2.0	2.0
η_{\min}	15.4	11.0	1.5	2.9	2.9
Total uncertainty	24.8	19.6	4.8	5.1	4.9

Event categories:

I: $|\eta|_{\min}$ corrected

D11:

$$4.7 < |\eta^{\pm}|_{\min} < 5.9$$

D22:

$$5.9 < |\eta^{\pm}|_{\min} < 6.5$$

SD & DD results combined
seems to indicate

factorisation breaking:

$$\sigma_{\text{DD}} (4.7 \leq |\eta_{\min}| \leq 6.5) \gg$$

$$\sigma_{\text{SD}} (-4.7 \geq \eta_{\min} \geq -6.5) \times$$

$$\sigma_{\text{SD}} (4.7 \leq \eta_{\min} \leq 6.5) / \sigma_{\text{elastic}}$$

Note: $|\eta|_{\min}$ correction:
the dominant source of the
uncertainty

Summary 1

TOTEM has measured
the total pp cross section
using the luminosity independent method
at 7 and 8 TeV
and calibrated the LHC absolute luminosity

At 7 TeV, 3 different methods
of σ_{tot} measurements in excellent
agreement.

Work in progress for 2.76 and 8 TeV σ_{tot}
with similar methods.

High precision of these measurements
impossible without the recalibration of LHC
optics from TOTEM RP data.

Summary 2

TOTEM has shown
preliminary data
for single diffractive scattering at 7 TeV
and the σ_{SD} cross section at large mass.

The first measurements of
double diffractive cross section
are published.

Common TOTEM-CMS work started
on central diffraction
but this topic is
not reported in this talk.

Stay tuned for Run-2
with a new TOTEM setup

The TOTEM Collaboration



The TOTEM Collaboration: G. Antchev^a, P. Aspell⁸,
 I. Atanassov^{8,a}, V. Avati⁸, J. Baechler⁸, V. Berardi^{5a,5b},
 M. Berretti^{7b}, E. Bossini^{7b}, U. Bottigli^{7b}, M. Bozzo^{6a,6b},
 E. Brücken^{3a,3b}, A. Buzzo^{6a}, F. S. Cafagna^{5a}, M. G. Catanesi^{5a},
 C. Covault⁹, M. Csanád^{4,b}, T. Csörgő⁴, M. Deile⁸,
 M. Doubek^{1b}, K. Eggert⁹, V. Eremin^c, F. Ferro^{6a}, A.
 Fiergolski^{5a,d}, F. Garcia^{3a}, V. Georgiev¹¹, S. Giani⁸,
 L. Grzanka^{10,e}, J. Hammerbauer¹¹, J. Heino^{3a}, T. Hilden^{3a,3b},
 A. Karev⁸, J. Kašpar^{1a,8}, J. Kopal^{1a,8}, V. Kunderát^{1a}, S. Lami^{7a},
 G. Latino^{7b}, R. Lauhakangas^{3a}, T. Leszko^d, E. Lippmaa²,
 J. Lippmaa², M. V. Lokajíček^{1a}, L. Losurdo^{7b},
 M. Lo Vetere^{6a,6b}, F. Lucas Rodríguez⁸, M. Macri^{6a}, T. Mäki^{3a},
 A. Mercadante^{5a}, N. Minafra^{5b,8}, S. Minutoli^{6a}, F. Nemes^{4,b},
 H. Niewiadomski⁸, E. Oliveri^{7b}, F. Oljemark^{3a,3b}, R. Orava^{3a,3b},
 M. Oriunno^f, K. Österberg^{3a,3b}, P. Palazzi^{7b}, Z. Peroutka¹¹,
 J. Procházka^{1a}, M. Quinto^{5a,5b}, E. Radermacher⁸,
 E. Radicioni^{5a}, F. Ravotti⁸, E. Robutti^{6a}, L. Ropelewski⁸,
 G. Ruggiero⁸, H. Saarikko^{3a,3b}, A. Scribano^{7b}, J. Smajek⁸,
 W. Snoeys⁸, J. Sziklai⁴, C. Taylor⁹, N. Turini^{7b}, V. Vacek^{1b},
 J. Welti^{3a,3b}, J. Whitmore⁸, P. Wyszowski¹⁰, K. Zielinski¹⁰

^{1a} Institute of Physics, ASCR, Praha, Czech Republic,

^{1b} Czech Technical University, Praha, Czech Republic,

² National Institute of Chemical Physics and Biophysics NICPB, Tallinn, Estonia,

^{3a} Helsinki Institute of Physics, Helsinki, Finland,

^{3b} Department of Physics, University of Helsinki, Helsinki, Finland,

⁴ MTA Wigner Research Center, RMKI Budapest, Hungary,

^{5a} INFN Sezione di Bari, Bari, Italy,

^{5b} Dipartimento Interateneo di Fisica di Bari, Italy,

^{6a} INFN Sezione di Genova, Genova, Italy,

^{6b} Università degli Studi di Genova, Genova, Italy,

^{7a} INFN Sezione di Pisa, Pisa, Italy,

^{7b} Università degli Studi di Siena and Gruppo Collegato INFN di Siena, Siena, Italy,

⁸ CERN, Geneva, Switzerland,

⁹ Case Western Reserve University, Dept. of Physics, Cleveland, OH, USA,

¹⁰ AGH University of Science and Technology, Krakow, Poland,

¹¹ University of West Bohemia, Pilsen, Czech Republic.

8
countries
11
institutions
78
people

Thank you!

Backup slides – Questions?