

Introduction to Statistics – Day 2

Lecture 1

Probability

Random variables, probability densities, etc.

→ Lecture 2

Brief catalogue of probability densities

The Monte Carlo method.

Lecture 3

Statistical tests

Fisher discriminants, neural networks, etc

Significance and goodness-of-fit tests

Lecture 4

Parameter estimation

Maximum likelihood and least squares

Interval estimation (setting limits)

Some distributions

Distribution/pdf

Binomial

Multinomial

Poisson

Uniform

Exponential

Gaussian

Chi-square

Cauchy

Landau

Example use in HEP

Branching ratio

Histogram with fixed N

Number of events found

Monte Carlo method

Decay time

Measurement error

Goodness-of-fit

Mass of resonance

Ionization energy loss

Binomial distribution

Consider N independent experiments (Bernoulli trials):

outcome of each is ‘success’ or ‘failure’,
probability of success on any given trial is p .

Define discrete r.v. $n =$ number of successes ($0 \leq n \leq N$).

Probability of a specific outcome (in order), e.g. ‘ssfsf’ is

$$pp(1-p)p(1-p) = p^n(1-p)^{N-n}$$

But order not important; there are $\frac{N!}{n!(N-n)!}$

ways (permutations) to get n successes in N trials, total probability for n is sum of probabilities for each permutation.

Binomial distribution (2)

The binomial distribution is therefore

$$f(n; N, p) = \frac{N!}{n!(N-n)!} p^n (1-p)^{N-n}$$

random variable parameters

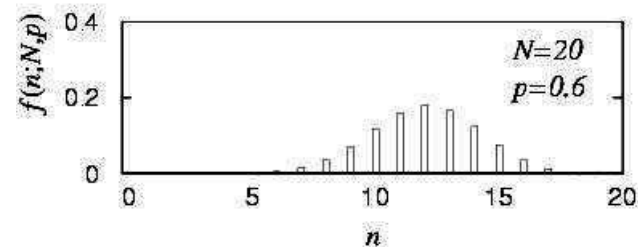
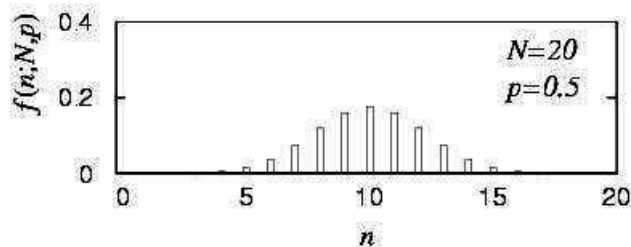
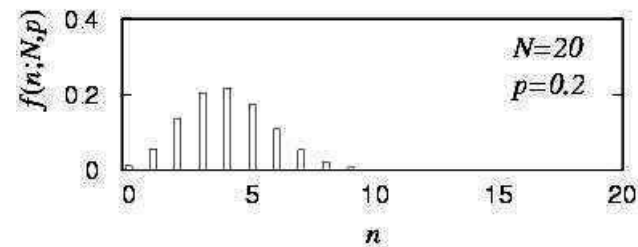
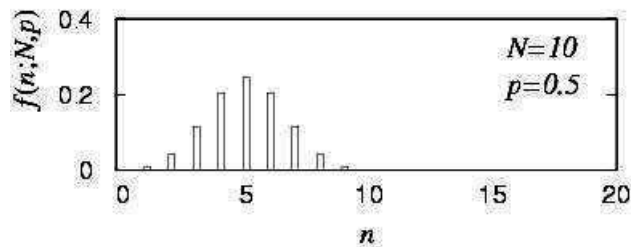
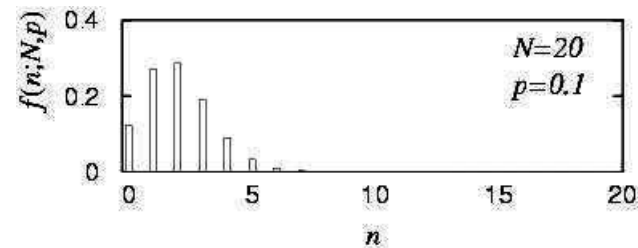
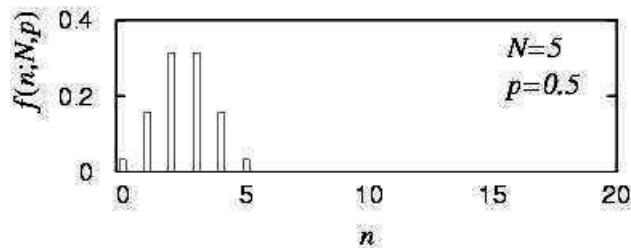
For the expectation value and variance we find:

$$E[n] = \sum_{n=0}^N n f(n; N, p) = Np$$

$$V[n] = E[n^2] - (E[n])^2 = Np(1-p)$$

Binomial distribution (3)

Binomial distribution for several values of the parameters:



Example: observe N decays of W^\pm , the number n of which are $W \rightarrow \mu\nu$ is a binomial r.v., $p =$ branching ratio.

Multinomial distribution

Like binomial but now m outcomes instead of two, probabilities are

$$\vec{p} = (p_1, \dots, p_m), \quad \text{with} \quad \sum_{i=1}^m p_i = 1 .$$

For N trials we want the probability to obtain:

n_1 of outcome 1,

n_2 of outcome 2,

...

n_m of outcome m .

This is the multinomial distribution for $\vec{n} = (n_1, \dots, n_m)$

$$f(\vec{n}; N, \vec{p}) = \frac{N!}{n_1! n_2! \dots n_m!} p_1^{n_1} p_2^{n_2} \dots p_m^{n_m}$$

Multinomial distribution (2)

Now consider outcome i as ‘success’, all others as ‘failure’.

→ all n_i individually binomial with parameters N, p_i

$$E[n_i] = Np_i, \quad V[n_i] = Np_i(1 - p_i) \quad \text{for all } i$$

One can also find the covariance to be

$$V_{ij} = Np_i(\delta_{ij} - p_j)$$

Example: $\vec{n} = (n_1, \dots, n_m)$ represents a histogram with m bins, N total entries, all entries independent.

Poisson distribution

Consider binomial n in the limit

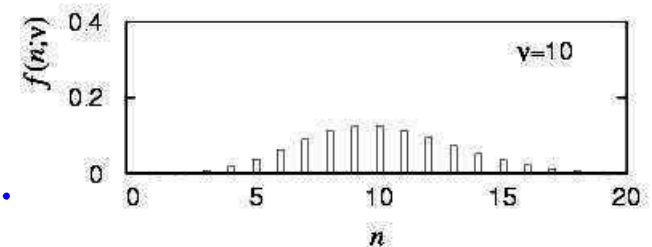
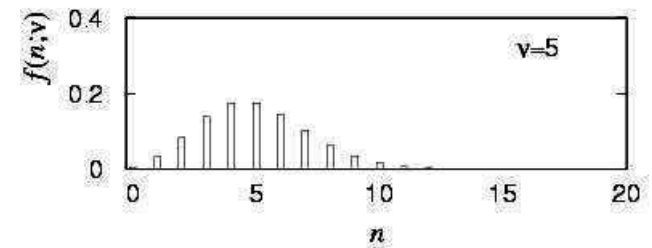
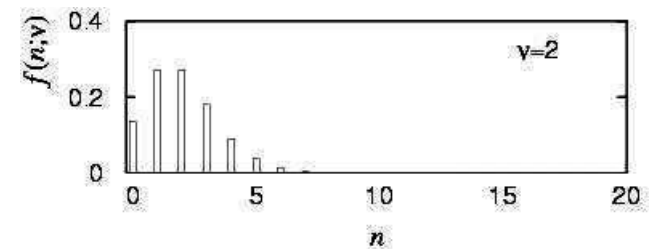
$$N \rightarrow \infty, \quad p \rightarrow 0, \quad E[n] = Np \rightarrow \nu .$$

→ n follows the Poisson distribution:

$$f(n; \nu) = \frac{\nu^n}{n!} e^{-\nu} \quad (n \geq 0)$$

$$E[n] = \nu, \quad V[n] = \nu .$$

Example: number of scattering events n with cross section σ found for a fixed integrated luminosity, with $\nu = \sigma \int L dt$.



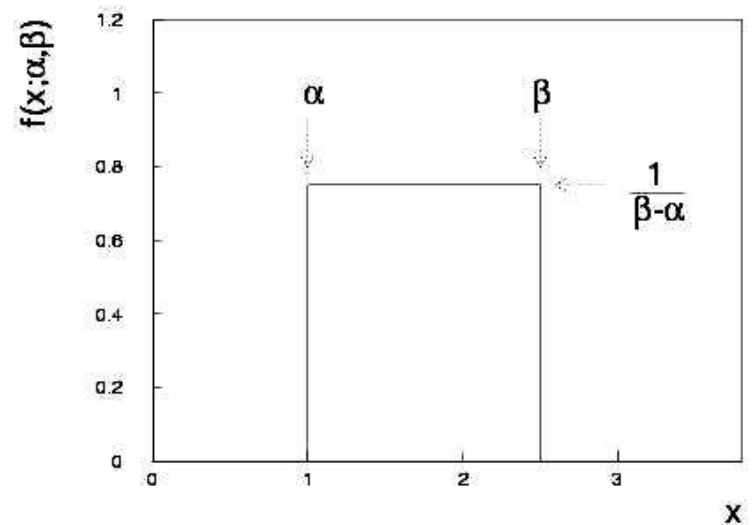
Uniform distribution

Consider a continuous r.v. x with $-\infty < x < \infty$. Uniform pdf is:

$$f(x; \alpha, \beta) = \begin{cases} \frac{1}{\beta - \alpha} & \alpha \leq x \leq \beta \\ 0 & \text{otherwise} \end{cases}$$

$$E[x] = \frac{1}{2}(\alpha + \beta)$$

$$V[x] = \frac{1}{12}(\beta - \alpha)^2$$



N.B. For any r.v. x with cumulative distribution $F(x)$, $y = F(x)$ is uniform in $[0, 1]$.

Example: for $\pi^0 \rightarrow \gamma\gamma$, E_γ is uniform in $[E_{\min}, E_{\max}]$, with

$$E_{\min} = \frac{1}{2}E_\pi(1 - \beta), \quad E_{\max} = \frac{1}{2}E_\pi(1 + \beta)$$

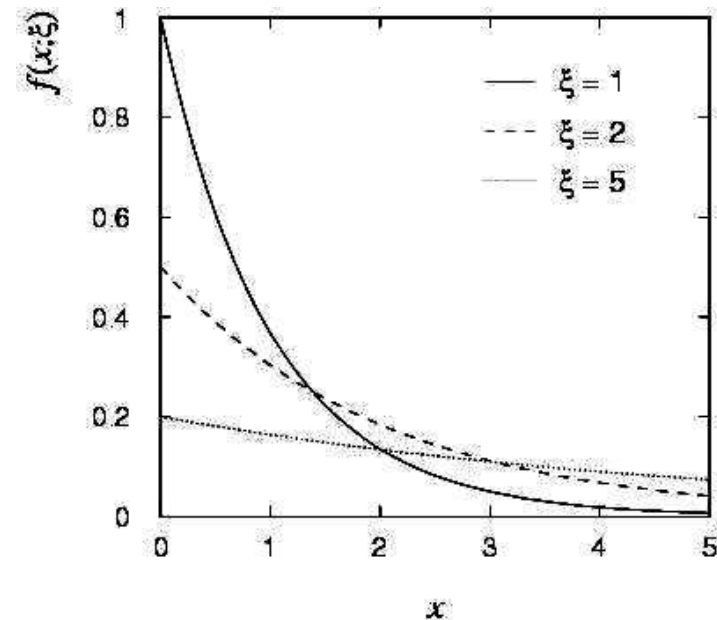
Exponential distribution

The exponential pdf for the continuous r.v. x is defined by:

$$f(x; \xi) = \begin{cases} \frac{1}{\xi} e^{-x/\xi} & x \geq 0 \\ 0 & \text{otherwise} \end{cases}$$

$$E[x] = \xi$$

$$V[x] = \xi^2$$



Example: proper decay time t of an unstable particle

$$f(t; \tau) = \frac{1}{\tau} e^{-t/\tau} \quad (\tau = \text{mean lifetime})$$

Lack of memory (unique to exponential): $f(t - t_0 | t \geq t_0) = f(t)$

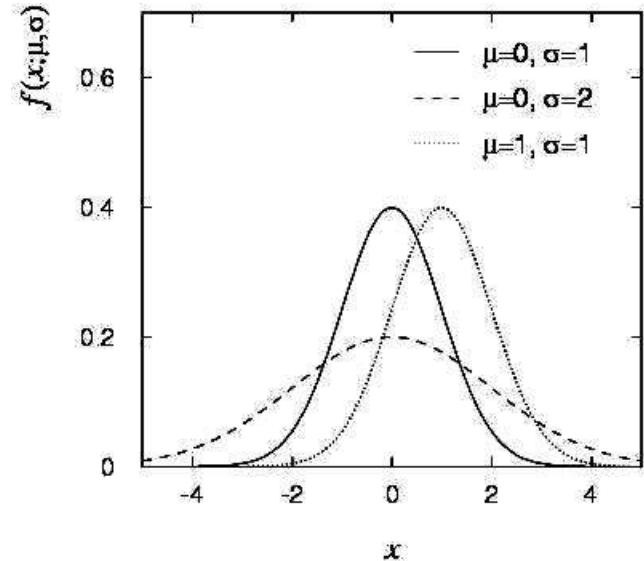
Gaussian distribution

The Gaussian (normal) pdf for a continuous r.v. x is defined by:

$$f(x; \mu, \sigma) = \frac{1}{\sqrt{2\pi}\sigma} e^{-(x-\mu)^2/2\sigma^2}$$

$$E[x] = \mu \quad (\text{N.B. often } \mu, \sigma^2 \text{ denote mean, variance of any}$$

$$V[x] = \sigma^2 \quad \text{r.v., not only Gaussian.})$$



Special case: $\mu = 0, \sigma^2 = 1$ ('standard Gaussian'):

$$\varphi(x) = \frac{1}{\sqrt{2\pi}} e^{-x^2/2}, \quad \Phi(x) = \int_{-\infty}^x \varphi(x') dx'$$

If $y \sim$ Gaussian with μ, σ^2 , then $x = (y - \mu) / \sigma$ follows $\varphi(x)$.

Gaussian pdf and the Central Limit Theorem

The Gaussian pdf is so useful because almost any random variable that is a sum of a large number of small contributions follows it. This follows from the Central Limit Theorem:

For n independent r.v.s x_i with finite variances σ_i^2 , otherwise arbitrary pdfs, consider the sum

$$y = \sum_{i=1}^n x_i$$

In the limit $n \rightarrow \infty$, y is a Gaussian r.v. with

$$E[y] = \sum_{i=1}^n \mu_i \quad V[y] = \sum_{i=1}^n \sigma_i^2$$

Measurement errors are often the sum of many contributions, so frequently measured values can be treated as Gaussian r.v.s.

Central Limit Theorem (2)

The CLT can be proved using characteristic functions (Fourier transforms), see, e.g., SDA Chapter 10.

For finite n , the theorem is approximately valid to the extent that the fluctuation of the sum is not dominated by one (or few) terms.



Beware of measurement errors with non-Gaussian tails.

Good example: velocity component v_x of air molecules.

OK example: total deflection due to multiple Coulomb scattering. (Rare large angle deflections give non-Gaussian tail.)

Bad example: energy loss of charged particle traversing thin gas layer. (Rare collisions make up large fraction of energy loss, cf. Landau pdf.)

Multivariate Gaussian distribution

Multivariate Gaussian pdf for the vector $\vec{x} = (x_1, \dots, x_n)$:

$$f(\vec{x}; \vec{\mu}, V) = \frac{1}{(2\pi)^{n/2} |V|^{1/2}} \exp \left[-\frac{1}{2} (\vec{x} - \vec{\mu})^T V^{-1} (\vec{x} - \vec{\mu}) \right]$$

\vec{x} , $\vec{\mu}$ are column vectors, \vec{x}^T , $\vec{\mu}^T$ are transpose (row) vectors,

$$E[x_i] = \mu_i, \quad \text{COV}[x_i, x_j] = V_{ij} .$$

For $n = 2$ this is

$$f(x_1, x_2, ; \mu_1, \mu_2, \sigma_1, \sigma_2, \rho) = \frac{1}{2\pi\sigma_1\sigma_2\sqrt{1-\rho^2}} \\ \times \exp \left\{ -\frac{1}{2(1-\rho^2)} \left[\left(\frac{x_1 - \mu_1}{\sigma_1} \right)^2 + \left(\frac{x_2 - \mu_2}{\sigma_2} \right)^2 - 2\rho \left(\frac{x_1 - \mu_1}{\sigma_1} \right) \left(\frac{x_2 - \mu_2}{\sigma_2} \right) \right] \right\}$$

where $\rho = \text{cov}[x_1, x_2]/(\sigma_1\sigma_2)$ is the correlation coefficient.

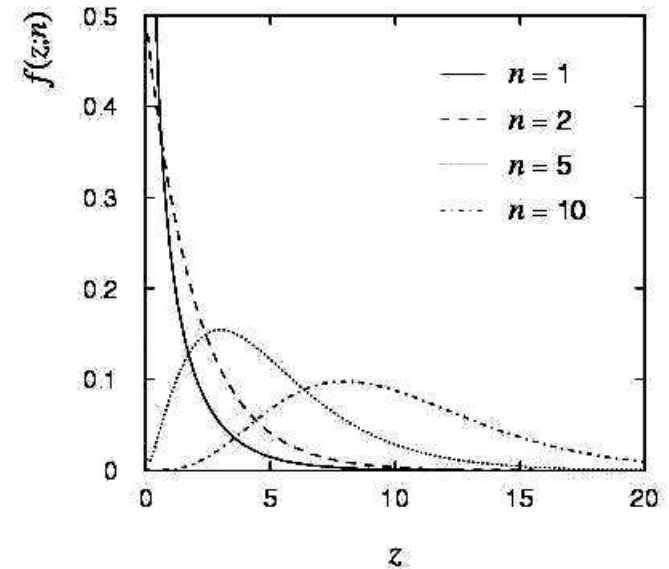
Chi-square (χ^2) distribution

The chi-square pdf for the continuous r.v. z ($z \geq 0$) is defined by

$$f(z; n) = \frac{1}{2^{n/2} \Gamma(n/2)} z^{n/2-1} e^{-z/2}$$

$n = 1, 2, \dots$ = number of ‘degrees of freedom’ (dof)

$$E[z] = n, \quad V[z] = 2n .$$



For independent Gaussian x_i , $i = 1, \dots, n$, means μ_i , variances σ_i^2 ,

$$z = \sum_{i=1}^n \frac{(x_i - \mu_i)^2}{\sigma_i^2} \quad \text{follows } \chi^2 \text{ pdf with } n \text{ dof.}$$

Example: goodness-of-fit test variable especially in conjunction with method of least squares.

Cauchy (Breit-Wigner) distribution

The Breit-Wigner pdf for the continuous r.v. x is defined by

$$f(x; \Gamma, x_0) = \frac{1}{\pi} \frac{\Gamma/2}{\Gamma^2/4 + (x - x_0)^2}$$

($\Gamma = 2, x_0 = 0$ is the Cauchy pdf.)

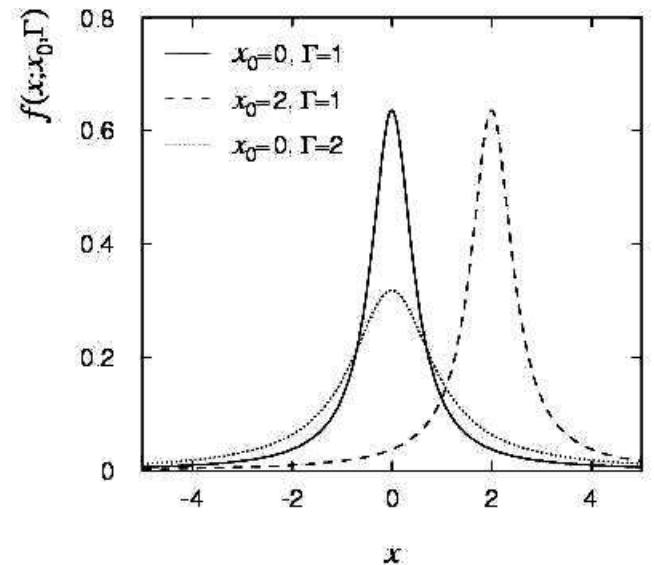
$E[x]$ not well defined, $V[x] \rightarrow \infty$.

$x_0 = \text{mode}$ (most probable value)

$\Gamma = \text{full width at half maximum}$

Example: mass of resonance particle, e.g. ρ, K^*, ϕ^0, \dots

$\Gamma = \text{decay rate}$ (inverse of mean lifetime)



Landau distribution

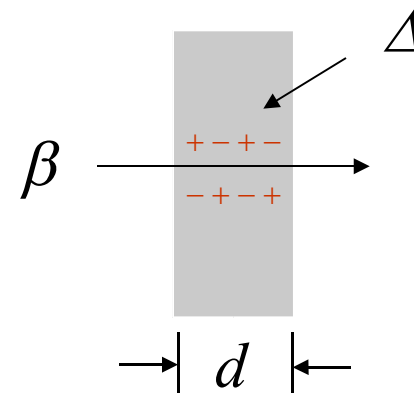
For a charged particle with $\beta = v/c$ traversing a layer of matter of thickness d , the energy loss Δ follows the Landau pdf:

$$f(\Delta; \beta) = \frac{1}{\xi} \phi(\lambda) ,$$

$$\phi(\lambda) = \frac{1}{\pi} \int_0^\infty \exp(-u \ln u - \lambda u) \sin \pi u \, du ,$$

$$\lambda = \frac{1}{\xi} \left[\Delta - \xi \left(\ln \frac{\xi}{\epsilon'} + 1 - \gamma_E \right) \right] ,$$

$$\xi = \frac{2\pi N_A e^4 z^2 \rho \sum Z}{m_e c^2 \sum A} \frac{d}{\beta^2} , \quad \epsilon' = \frac{I^2 \exp \beta^2}{2m_e c^2 \beta^2 \gamma^2} .$$



L. Landau, J. Phys. USSR **8** (1944) 201; see also

W. Allison and J. Cobb, Ann. Rev. Nucl. Part. Sci. **30** (1980) 253.

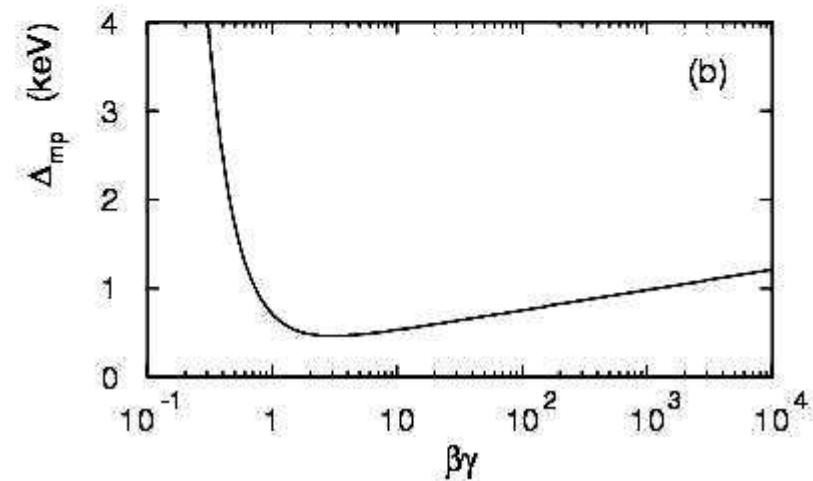
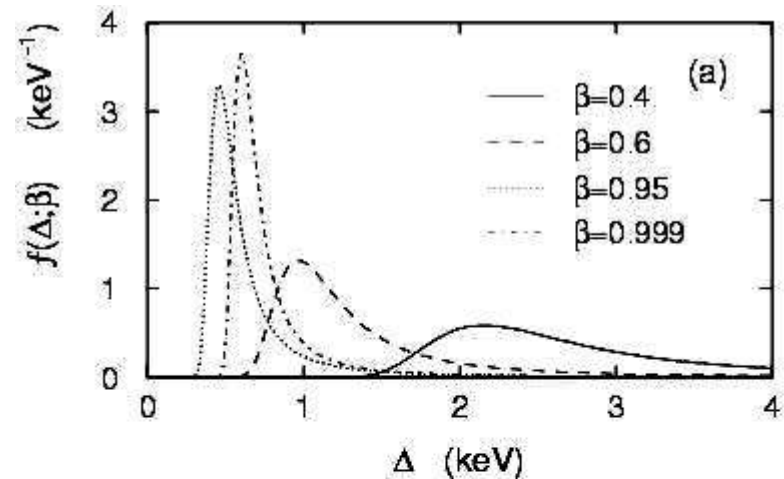
Landau distribution (2)

Long 'Landau tail'

→ all moments ∞

Mode (most probable value) sensitive to β ,

→ particle i.d.



The Monte Carlo method

What it is: a numerical technique for calculating probabilities and related quantities using sequences of random numbers.

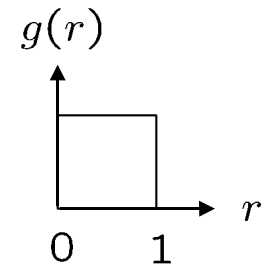
The usual steps:

- (1) Generate sequence r_1, r_2, \dots, r_m uniform in $[0, 1]$.
- (2) Use this to produce another sequence x_1, x_2, \dots, x_n distributed according to some pdf $f(x)$ in which we're interested (x can be a vector).
- (3) Use the x values to estimate some property of $f(x)$, e.g., fraction of x values with $a < x < b$ gives $\int_a^b f(x) dx$.

→ MC calculation = integration (at least formally)

MC generated values = 'simulated data'

→ use for testing statistical procedures



Random number generators

Goal: generate uniformly distributed values in $[0, 1]$.

Toss coin for e.g. 32 bit number... (too tiring).

→ ‘random number generator’

= computer algorithm to generate r_1, r_2, \dots, r_n .

Example: multiplicative linear congruential generator (MLCG)

$$n_{i+1} = (a n_i) \bmod m, \quad \text{where}$$

$$n_i = \text{integer}$$

$$a = \text{multiplier}$$

$$m = \text{modulus}$$

$$n_0 = \text{seed (initial value)}$$

N.B. mod = modulus (remainder), e.g. $27 \bmod 5 = 2$.

This rule produces a sequence of numbers n_0, n_1, \dots

Random number generators (2)

The sequence is (unfortunately) periodic!

Example (see Brandt Ch 4): $a = 3, m = 7, n_0 = 1$

$$n_1 = (3 \cdot 1) \bmod 7 = 3$$

$$n_2 = (3 \cdot 3) \bmod 7 = 2$$

$$n_3 = (3 \cdot 2) \bmod 7 = 6$$

$$n_4 = (3 \cdot 6) \bmod 7 = 4$$

$$n_5 = (3 \cdot 4) \bmod 7 = 5$$

$$n_6 = (3 \cdot 5) \bmod 7 = 1 \quad \leftarrow \text{sequence repeats}$$

Choose a, m to obtain long period (maximum = $m - 1$); m usually close to the largest integer that can be represented in the computer.

Only use a subset of a single period of the sequence.

Random number generators (3)

$r_i = n_i/m$ are in $[0, 1]$ but are they ‘random’?

Choose a, m so that the r_i pass various tests of randomness:

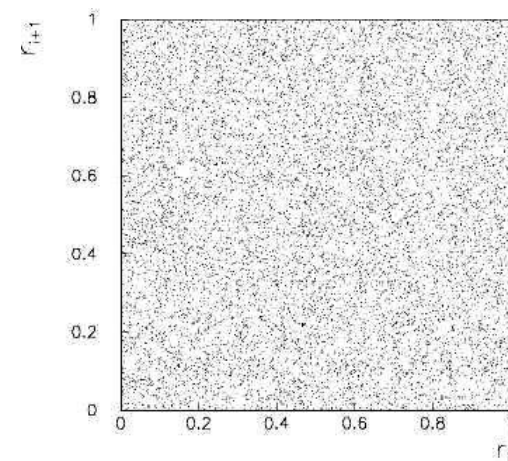
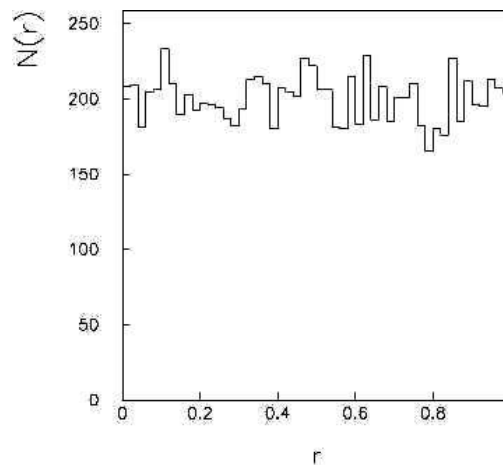
uniform distribution in $[0, 1]$,

all values independent (no correlations between pairs),

e.g. L’Ecuyer, Commun. ACM **31** (1988) 742 suggests

$$a = 40692$$

$$m = 2147483399$$

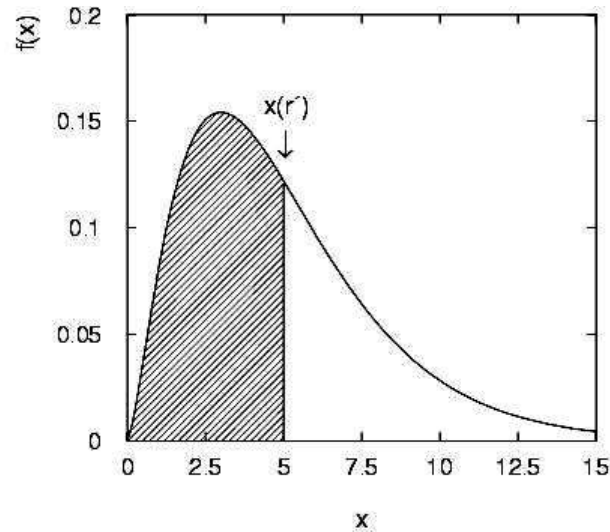
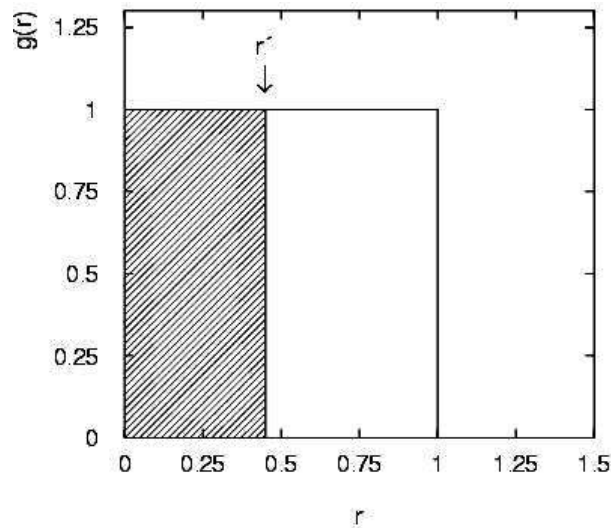


Far better algorithms available, e.g. TRandom3, period $2^{19937} - 1$.

See F. James, Comp. Phys. Comm. 60 (1990) 111; Brandt Ch. 4

The transformation method

Given r_1, r_2, \dots, r_n uniform in $[0, 1]$, find x_1, x_2, \dots, x_n that follow $f(x)$ by finding a suitable transformation $x(r)$.



Require: $P(r \leq r') = P(x \leq x(r'))$

$$\text{i.e. } \int_{-\infty}^{r'} g(r) dr = r' = \int_{-\infty}^{x(r')} f(x') dx' = F(x(r'))$$

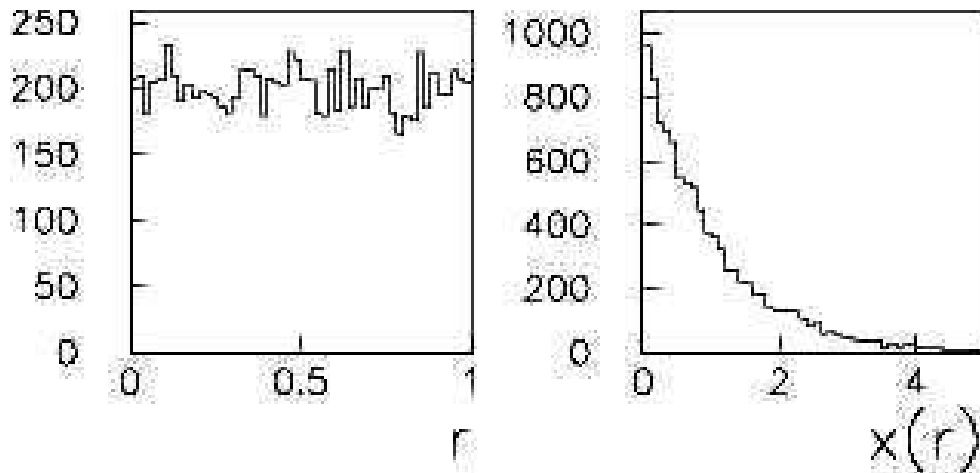
That is, set $F(x) = r$ and solve for $x(r)$.

Example of the transformation method

Exponential pdf: $f(x; \xi) = \frac{1}{\xi} e^{-x/\xi} \quad (x \geq 0)$

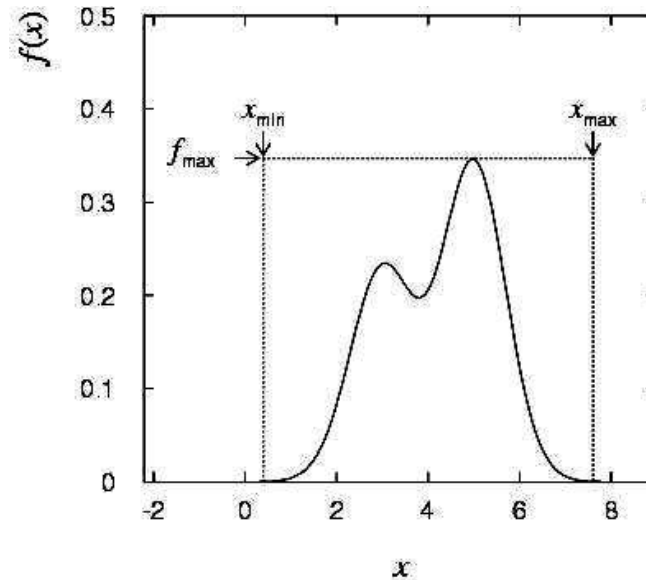
Set $\int_0^x \frac{1}{\xi} e^{-x'/\xi} dx' = r$ and solve for $x(r)$.

→ $x(r) = -\xi \ln(1 - r)$ ($x(r) = -\xi \ln r$ works too.)



The acceptance-rejection method

Enclose the pdf in a box:



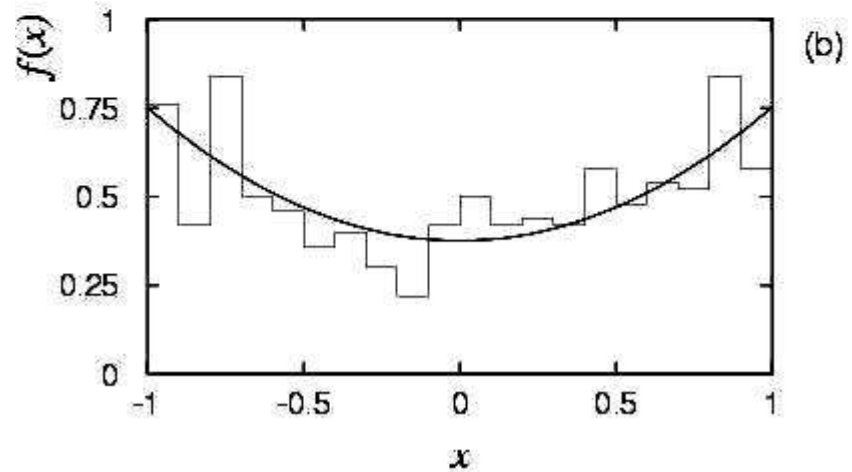
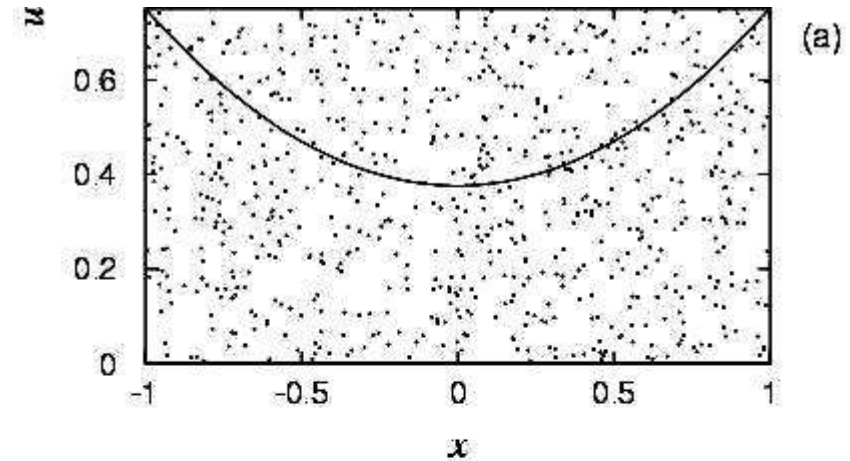
- (1) Generate a random number x , uniform in $[x_{\min}, x_{\max}]$, i.e.
$$x = x_{\min} + r_1(x_{\max} - x_{\min})$$
, r_1 is uniform in $[0,1]$.
- (2) Generate a 2nd independent random number u uniformly distributed between 0 and f_{\max} , i.e. $u = r_2 f_{\max}$.
- (3) If $u < f(x)$, then accept x . If not, reject x and repeat.

Example with acceptance-rejection method

$$f(x) = \frac{3}{8}(1 + x^2)$$

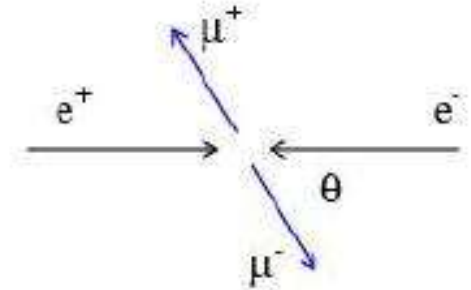
$$(-1 \leq x \leq 1)$$

If dot below curve, use
 x value in histogram.



Monte Carlo event generators

Simple example: $e^+e^- \rightarrow \mu^+\mu^-$



Generate $\cos\theta$ and ϕ :

$$f(\cos\theta; A_{\text{FB}}) \propto (1 + \frac{8}{3}A_{\text{FB}} \cos\theta + \cos^2\theta),$$

$$g(\phi) = \frac{1}{2\pi} \quad (0 \leq \phi \leq 2\pi)$$

Less simple: ‘event generators’ for a variety of reactions:

$e^+e^- \rightarrow \mu^+\mu^-$, hadrons, ...

$pp \rightarrow$ hadrons, D-Y, SUSY,...

e.g. PYTHIA, HERWIG, ISAJET...

Output = ‘events’, i.e., for each event we get a list of generated particles and their momentum vectors, types, etc.

A simulated event

Event listing (summary)

I	particle/jet	KS	KF	orig	p_x	p_y	p_z	E	m
1	!p+	21	2212	0	0,000	0,000	7000,000	7000,000	0,938
2	!p+	21	2212	0	0,000	0,000	-7000,000	7000,000	0,938
=====									
3	!g!	21	21	1	0,863	-0,323	1739,862	1739,862	0,000
4	!ubar!	21	-2	2	-0,621	-0,163	-777,415	777,415	0,000
5	!g!	21	21	3	-2,427	5,486	1487,857	1487,857	0,000
6	!g!	21	21	4	-62,910	63,357	-463,274	471,274	0,000
7	!~g!	21	1000021	0	314,363	544,843	498,897	979,897	0,000
8	!~g!	21	1000021	0	-379,700	-476,000	525,686	980,686	0,000
9	!~chi_1-!	21	-1000024	7	130,058	112,247	129,860	263,860	0,000
10	!sbar!	21	-3	7	259,400	187,468	83,100	330,100	0,000
11	!c!	21	4	7	-79,403	242,409	283,026	381,026	0,000
12	!~chi_20!	21	1000023	8	-326,241	-80,971	113,712	385,712	0,000
13	!b!	21	5	8	-51,841	-294,077	389,853	491,853	0,000
14	!bbar!	21	-5	8	-0,597	-99,577	21,299	101,299	0,000
15	!~chi_10!	21	1000022	9	103,352	81,316	83,457	175,457	0,000
16	!s!	21	3	9	5,451	38,374	52,302	65,302	0,000
17	!cbar!	21	-4	9	20,839	-7,250	-5,938	22,938	0,000
18	!~chi_10!	21	1000022	12	-136,266	-72,961	53,246	181,246	0,000
19	!nu_mu!	21	14	12	-78,263	-24,757	21,719	84,719	0,000
20	!nu_mubar!	21	-14	12	-107,801	16,901	38,226	115,226	0,000
=====									
21	gamma	1	22	4	2,636	1,357	0,125	2,761	0,000
22	(~chi_1-)	11	-1000024	9	129,643	112,440	129,820	262,820	0,000
23	(~chi_20)	11	1000023	12	-322,330	-80,817	113,191	382,191	0,000
24	(~chi_10)	1	1000022	15	97,944	77,819	80,917	169,917	0,000
25	(~chi_10)	1	1000022	18	-136,266	-72,961	53,246	181,246	0,000
26	nu_mu	1	14	19	-78,263	-24,757	21,719	84,719	0,000
27	nu_mubar	1	-14	20	-107,801	16,901	38,226	115,226	0,000
28	(Delta++)	11	2224	2	0,222	0,012	-2734,287	2734,287	0,000

397	pi+	1	211	209	0,006	0,398	-308,296	308,297	0,140
398	gamma	1	22	211	0,407	0,087	-1695,458	1695,458	0,000
399	gamma	1	22	211	0,113	-0,029	-314,822	314,822	0,000
400	(pi0)	11	111	212	0,021	0,122	-103,709	103,709	0,135
401	(pi0)	11	111	212	0,084	-0,068	-94,276	94,276	0,135
402	(pi0)	11	111	212	0,267	-0,052	-144,673	144,674	0,135
403	gamma	1	22	215	-1,581	2,473	3,306	4,421	0,000
404	gamma	1	22	215	-1,494	2,143	3,051	4,016	0,000
405	pi-	1	-211	216	0,007	0,738	4,015	4,085	0,140
406	pi+	1	211	216	-0,024	0,293	0,486	0,585	0,140
407	K+	1	321	218	4,382	-1,412	-1,799	4,968	0,494
408	pi-	1	-211	218	1,183	-0,894	-0,176	1,500	0,140
409	(pi0)	11	111	218	0,955	-0,459	-0,590	1,221	0,135
410	(pi0)	11	111	218	2,349	-1,105	-1,181	2,855	0,135
411	(Kbar0)	11	-311	219	1,441	-0,247	-0,472	1,615	0,498
412	pi-	1	-211	219	2,232	-0,400	-0,249	2,285	0,140
413	K+	1	321	220	1,380	-0,652	-0,361	1,644	0,494
414	(pi0)	11	111	220	1,078	-0,265	0,175	1,132	0,135
415	(K_S0)	11	310	222	1,841	0,111	0,894	2,109	0,498
416	K+	1	321	223	0,307	0,107	0,252	0,642	0,494
417	pi-	1	-211	223	0,266	0,316	-0,201	0,480	0,140
418	nbar0	1	-2112	226	1,335	1,641	2,078	3,111	0,940
419	(pi0)	11	111	226	0,899	1,046	1,311	1,908	0,135
420	pi+	1	211	227	0,217	1,407	1,356	1,971	0,140
421	(pi0)	11	111	227	1,207	2,336	2,767	3,820	0,135
422	n0	1	2112	228	3,475	5,324	5,702	8,592	0,940
423	pi-	1	-211	228	1,856	2,606	2,808	4,259	0,140
424	gamma	1	22	229	-0,012	0,247	0,421	0,489	0,000
425	gamma	1	22	229	0,025	0,034	0,009	0,043	0,000
426	pi+	1	211	230	2,718	5,229	6,403	8,703	0,140
427	(pi0)	11	111	230	4,109	6,747	7,597	10,961	0,135
428	pi-	1	-211	231	0,551	1,233	1,945	2,372	0,140
429	(pi0)	11	111	231	0,645	1,141	0,922	1,608	0,135
430	gamma	1	22	232	-0,383	1,169	1,208	1,724	0,000
431	gamma	1	22	232	-0,201	0,070	0,060	0,221	0,000

PYTHIA Monte Carlo
 $pp \rightarrow \text{gluino-gluino}$

Monte Carlo detector simulation

Takes as input the particle list and momenta from generator.

Simulates detector response:

multiple Coulomb scattering (generate scattering angle),
particle decays (generate lifetime),
ionization energy loss (generate Δ),
electromagnetic, hadronic showers,
production of signals, electronics response, ...

Output = simulated raw data \rightarrow input to reconstruction software:
track finding, fitting, etc.

Predict what you should see at ‘detector level’ given a certain hypothesis for ‘generator level’. Compare with the real data.

Estimate ‘efficiencies’ = #events found / # events generated.

Programming package: **GEANT**

Wrapping up lecture 2

We've looked at a number of important distributions:

Binomial, Multinomial, Poisson, Uniform, Exponential
Gaussian, Chi-square, Cauchy, Landau,

and we've seen the Monte Carlo method:

calculations based on sequences of random numbers,
used to simulate particle collisions, detector response.

So far, we've mainly been talking about **probability**.

But suppose now we are faced with experimental data.

We want to infer something about the (probabilistic) processes
that produced the data.

This is **statistics**, the main subject of the next two lectures.