

Motivation and Overview

(an introduction to the lectures and a few things to remember)

- quantitative treatment in lectures -

Slide 1

Werner Herr
CERN

Werner Herr, Intensity Limitations, CAS 2015, CERN

Intensity (density) limitations - Issues

- Brick wall - threshold effects (e.g.):
 - Instabilities and beam loss (TMCI, ...)
 - Performance degradation (beam-beam limit, ...)
- Build up and evolution of problems and issues (e.g.):
 - Incoherent collective and single particle effects (diffusion, lifetime, halo, emittance growth, ...)
 - Practical problems (operation, technical limits, protection, ...)

Slide 2

Intensity → intensity, current, brightness

- Good performance of machines require good understanding of the limitations
- We discuss in this school (necessarily incomplete):
 - Circular and linear machines
 - Single and multi particle effects
 - Single and multiple beams
 - Low and high energy beams
 - Diagnostics: high brightness and intensity
 - Numerical and simulation tools

Slide 3

CAS is rather ambitious:

Go beyond standard (general) textbooks, many problems still intensively studied and tools are developed:

- Impedance calculations and measurements
- Treatment of collective effects, modelling, ...
- Non-linear beam dynamics
- Beam-beam effects, e-cloud, ions, ...
- Diagnostics, observations and mitigations
-

Slide 4

Bibliography (very selective):

- [AC1] A. Chao, *Physics of Collective Beam Instabilities in High Energy Accelerators*, World Scientific Publishing, 1993.
- [AC2] A. Chao and M. Tigner, *Handbook of Accelerator Physics and Engineering*, World Scientific Publishing, 1998.
- [LN400] M. Dienes, M. Month, S. Turner (eds), *Frontiers of Particle Beams: Intensity Limitations*, Joint US-CAS Topical Course, Lecture Notes in Physics 400, Springer 1992.
- [BZ1] B. Zotter and S. Kheifets, *Impedances and Wakefields in High Energy Particle Accelerators*, World Scientific, 1997.
- [CAS2011] *Proceedings of the CERN Accelerator School: High Power Hadron Machines*, Bilbao, Spain, 24. May - 2. June 2011, edited by Roger Bailey, CERN-2013-001 (CERN, Geneva, 2013).
- [CAS2013] *Proceedings of the CERN Accelerator School: Advanced Accelerator Physics*, Trondheim, Norway, 28. - 29. August 2013, edited by W. Herr, CERN-2014-009 (CERN, Geneva, 2014), DOI: <http://dx.doi.org/10.5170/CERN-2014-009>.

Slide 5

↑ Bibliography in individual lectures

↑ And: Thanks to everybody who provided many of the figures

Categories of limitations:

- Incoherent single and multi particle effects, mostly slow
- Collective incoherent effects
- Collective coherent effects, often fast
- More than one beam: beam-beam effects, electron cloud, beam gas interactions, ...
- Practical considerations

Slide 6

Particles and beams are sources of em-fields and affect the dynamics of other particles interacting with these fields

Categories of interactions:

- ▣ Interaction of particles within a bunch (e.g. direct space charge, IBS, ..)
- ▣ Interaction of particles with other bunches (e.g. coupled bunches)
- ▣ Interaction with other "beams" (e.g. beam-beam, electron cloud)
- ▣ Interaction with the accelerator elements (e.g. magnetic fields)
- ▣ Interaction with the environment

Slide 7

↑ We can expect: more particles more troubles ...

Interaction with environment

- ▣ Impedances and wake fields
- ▣ Image space charge forces and Resistive wall
- ▣ Cavities and beam pipes, induced fields and Higher Order Modes
- ▣ Restgas scattering
- ▣ Synchrotron radiation (e.g. build up of e-cloud)

Slide 8

Impedances and wake-fields

In the presence of elements (e.g. beam pipe): fields interact with the vacuum chamber

Described by the impedance and wake-fields

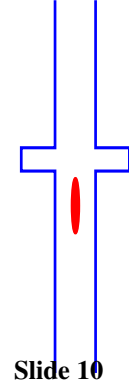
The fields affect particles travelling behind: wake-fields

For ultra-relativistic particle: dominant effect

Very good knowledge essential (computation and measurements), needed for reliable modelling of the effects and mitigation

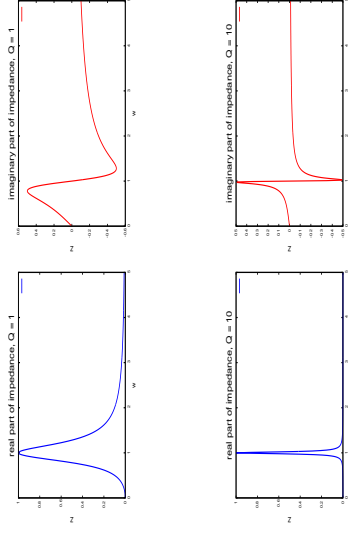
Slide 9

A few types of interactions with the environment (very schematic)



Slide 10

Example: $Z_{||}$ narrow band resonators, different quality factors



Slide 11

For an actual cavity: impedance (smooth) sum over large number of resonators

→ "broad band impedance"

Impedances and wake fields

Source of many collective effects, detailed knowledge essential to understand beam stability, we see:

- Induced fields → incoherent and coherent tune shifts
 - Instabilities (details later)
 - Heating, parasitic losses
- Growth rates etc. from wake fields increase with increasing intensities, "self-inflicted" damping such as decoherence etc. remain fixed, this sucks
- Must expect strong dependence on intensity

Slide 12

Short and long range wake fields

Examples:

Short range, decays over length of one bunch → only intra-bunch modes: head-tail

Long range, decays over many bunches (or even several turns) → multi bunch and multi-turn instabilities

Slide 13

Heating of the beam pipe

Actually, an old effect:

used to heat pipelines and railroad tracks

origin are : resistivity, skin effect and magnetic induction

In accelerators: usually unwanted ..

Slide 14

Single particle effects

- Resonances, dynamic aperture and beam halo
- Intra beam scattering, Touschek effect
- Residual gas scattering
- For ions: change of charge state
- For leptons: quantum excitation, lifetime, (anti-)damping

Slide 15

Non-linear effects and resonances

Presence of non-linear fields

e.g. non-linear machine elements; beam-beam, space charge, ...

- Resonances
- Reduced dynamic aperture
- Emittance growth, particle loss, reduced lifetime, ...

Slide 16

Touschek effect and IBS

Both intensity dependent effects

Touschek effect

- Single scattering effect, possible particle loss

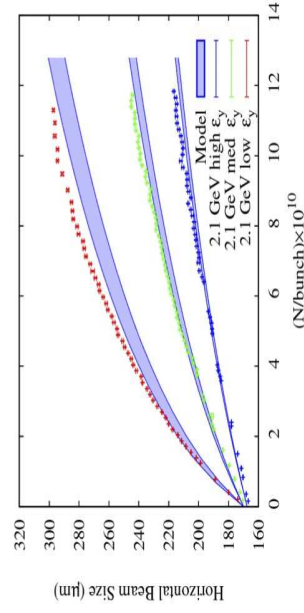
IBS

- Multiple Coulomb scattering, diffusion and growth of emittance(s)

Both observed in many machines. CERN: ISR, SPS, AA, ...

- Important for small emittances and high intensity

Slide 17



Observed emittance growth as function of beam emittances and intensities (Cornell)

Slide 18

Longitudinal space charge

Unbunched beams:

- Only transverse fields by symmetry

Bunched beams (or non-uniform longitudinal distribution):

- Modulation of forces along the motion
- Also longitudinal fields

Slide 19

Longitudinal Instabilities

- ▣ Robinson instability
- ▣ Micro-wave instability
- ▣ Coupled bunch instability
- ▣ Negative mass instability

Slide 20

Robinson instability

One of the most fundamental instabilities

Single bunch, driven by longitudinal impedance

Relevant when: $\omega_r \approx h \cdot \omega_0$

Can considerably reduce the intensity threshold

Stability considerations for low and high intensity

Slide 21

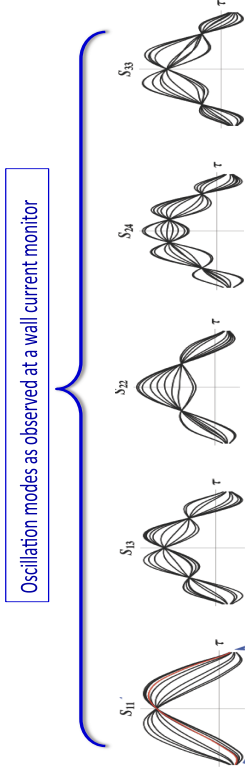
Single bunch modes

▣ Many modes of oscillations (measured in SPS, 2007)

▣ Frequency shift with intensity → threshold and limit

▣ Micro-wave instability

Slide 22



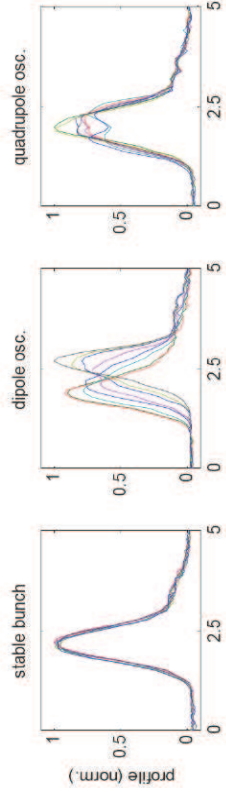
Slide 23

Example:

Longitudinal modes, simulated

Different modes, different number of modes

Observations in the CERN SPS in 2007



Slide 24

Example:

Profile of longitudinal modes, measured in SPS

Coupled bunch modes and instability

Coupled (rigid) bunches show many different modes

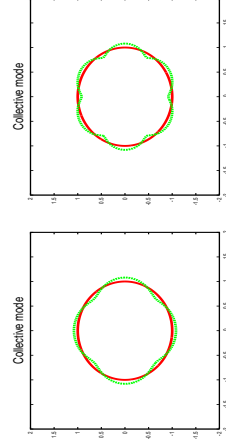
$m = 0, 1, \dots$

With many bunches: many modes that are potentially unstable, even for low intensity. Makes the prediction of a threshold difficult

Slide 25

Unbunched beams - transverse

Transverse modes wave pattern around the machine, different velocities



Slide 26

Keywords: Fast waves and Slow waves, related to orbital harmonics. Different behaviour concerning possible instabilities

Negative mass instability - longitudinal

- Particle at $v \approx c$ do not travel much faster when accelerated
 - Above transition: particles seem to experience an attractive force (negative mass)
 - Result: (longitudinal) self-bunching and particle loss
 - Determines an intensity threshold
- and: unbunched beams unstable above transition

Related: effects in flat galaxies ...

Slide 27

Bunched beams

- Transverse modes and instabilities
- Longitudinal modes and instabilities
- Transverse Head-tail instability
- Longitudinal Head-tail instability
- Coupled bunch instability
- Mode coupling and beam break-up

Slide 28

Transverse direct space charge

Single particle effect due to interactions with the collective fields of a bunch

Features:

- Strong energy dependence ($1/\gamma^2$)
- Affects incoherent motion (not coherent) and optics
- Proportional to intensity and inversely proportional to emittance
- Always defocusing in both planes and produces tune spread (can be rather large)

Slide 29

- Dynamics can be:
 - Emittance dominated
 - Space charge dominated (depends on intensity)
- A strong limit for High Intensity - Low Emittance beams
(see lecture by G. Franchetti)

Slide 30

Image fields

- Beam induced image charges in the wall
- Move along with the beam
- No dependence on emittance
- Do not disappear for higher energies
- Affects incoherent and coherent motion

Slide 31

Micro-wave instability

The term is used for:

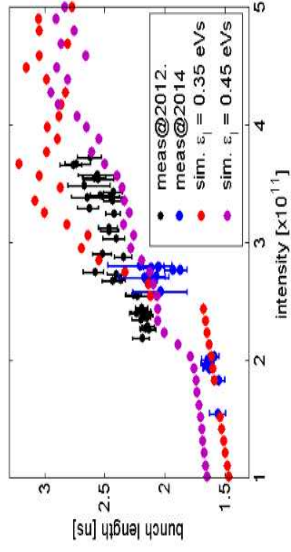
Bunched/unbunched beams, transverse and longitudinal

some effects:

- Often: wakefield wavelength shorter than bunch length
- Single (short) bunches, fast blow-up
- Bunch lengthening
- Typically a threshold behaviour

Slide 32

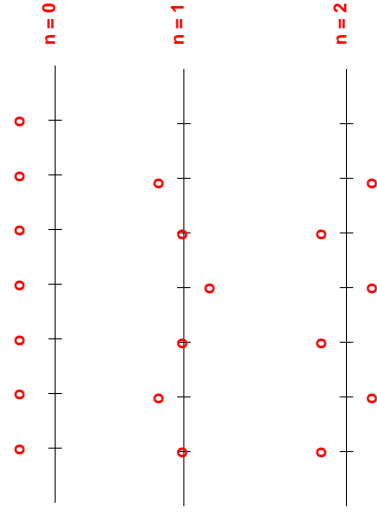
Slide 33



Observed and simulated bunch lengthening in SPS, caused by vacuum flange impedance

Clear dependence on intensity

Transverse coupled bunch modes



Slide 34

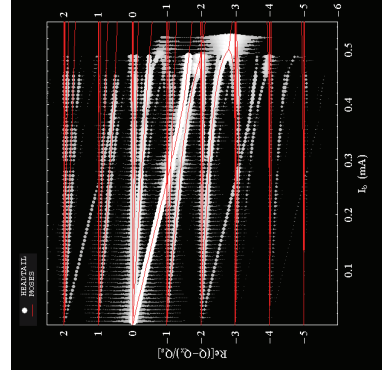
- Very schematic transverse oscillation of bunches in a train

Transverse mode coupling instability (TMCI)

Also known as: *Fast Head – Tail Instability*

- Frequencies of two neighboring modes approach (and eventually become equal) → clear intensity dependence
- Threshold for the intensity, can be very severe in lepton machines (LEP, large number of cavities)
- Also observed in hadron machine: SPS

Slide 35



Slide 36

Example:

Transverse Mode coupling (simulation)

Visible onset of instability when modes have equal frequencies

Head-tail instability

Important: frequency spectrum of impedance, need good knowledge

Observations: plenty (PS, PS Booster, LEP, SPS,...)

➤ In contrast to TMCI: no intensity threshold, always unstable for negative chromaticity

Slide 37



Example:

Head-tail modes (CERN PS, 1974)

$m = 0$, $m = 1$, $m = 2$

Shape of bunches changes along the length

Slide 38



Slide 39

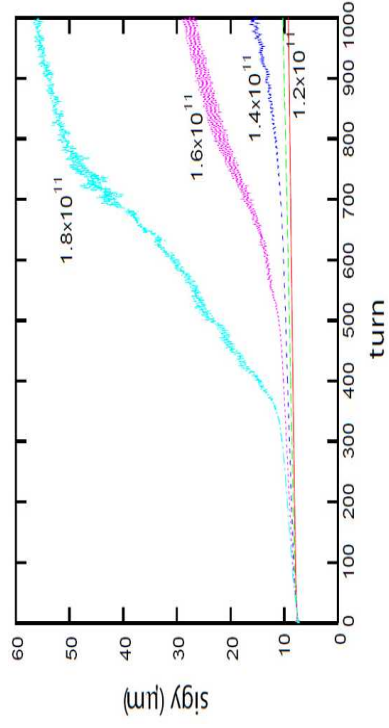
Example (same bunch, turn by turn, measured with streak camera):

Head-tail mode $m = 1$ (CERN LEP)

Electron cloud

- ▣ Interaction of synchrotron radiation with environment
- ▣ Effect on successive bunches, instabilities and emittance growth
- ▣ Depends on bunch pattern (distance) and intensity
- ▣ Single bunch effect: density increase head to tail (PEP)

Slide 40



Example:

Vertical (single bunch) beam size growth as function of intensity due to electron cloud (PEP)

Slide 41

Low energy beams

- Primary effect: space charge $\frac{1}{\gamma}$ (intensity !)
- Beam transfer
- Acceleration from low energy can cause problems at transition

Slide 42

Consequences crossing transition:

- Stable phase move on other side of RF wave
- $\Delta p/p \rightarrow \infty$
- Bunch length gets short
- Synchrotron frequency goes to zero
- RF bucket gets large

Slide 43

Instabilities in LINACS

- Wake potentials:
 - Longitudinal wakes \rightarrow energy loss
 - Transverse wakes \rightarrow transverse deflection
- Resonant cavities: fundamental and Higher Order Modes (HOM)
- Other challenges: beam loading

Slide 44

Space charge in LINACS

- At low energies will limit the intensity
- Example: SNS
- An issue: emittance growth, matching
- Lower energy linacs often "part" of particle sources, see later

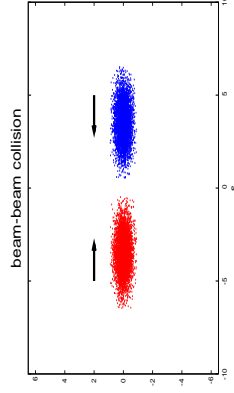
Slide 45

Beam break-up (BBU) in linacs

- Transverse displacement causes wakes and deflect trailing particles in a bunch
- Dipolar and Quadrupolar beam break-up occur
- Both limiting the bunch intensity, may be a hard limit for linear colliders
- Cumulative ..

Slide 46

Beam-beam collision



Slide 47

Typically:

😬 0.001 % (or less) of particles collide

😬 99.999 % (or more) of particles are distorted

Beam-beam effects

Remember:

$$\mathcal{L} = \frac{N_1 N_2 f n_B}{4\pi \sigma_x \sigma_y} = \frac{N_1 N_2 f n_B}{4\pi \cdot \sigma_x \sigma_y}$$

- Effects are important for present and future machines (RHIC, LHC, FCC, ...)
- See lecture by Tatiana Pieloni and Xavier Buffat

Slide 48

Beam-beam effects in colliders

Very non-linear fields from other beam

Very local, unlike direct space charge

Fields depend on intensity and current

Many consequences on beam dynamics:

- Incoherent effects
- Coherent effects
- Leptons versus hadrons, very different behaviour

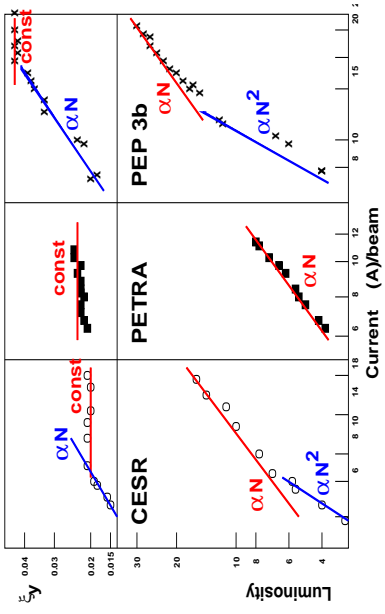
Slide 49

Beam-beam effects - Incoherent effects

- Many observations available
- Intensity dependent tune shift and spread (non-linearity) much smaller than direct space charge)
- In e+e- colliders: intensity dependent beam-beam limit
- For hadrons: reduced dynamic aperture and bad lifetime (head-on and long range effects exhibit very different behaviour).
- Additional complications: synchro-betatron coupling, bunch to bunch differences, ...

Slide 50

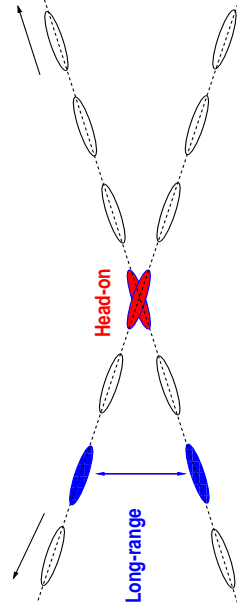
Examples: beam-beam limit



Slide 51

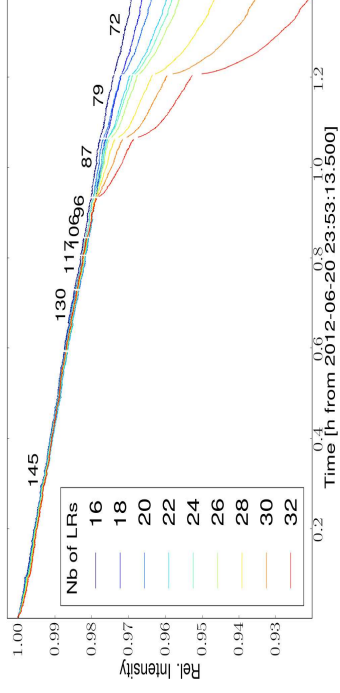
Beam-beam tune shift saturates above a threshold intensity

Crossing angles (example LHC)



Slide 52

- Particles experience distant (weak) forces
- Separation typically $6 - 12 \sigma$
- We get so-called long range interactions



Slide 53

Stepwise reduction of long range separation (crossing angle)

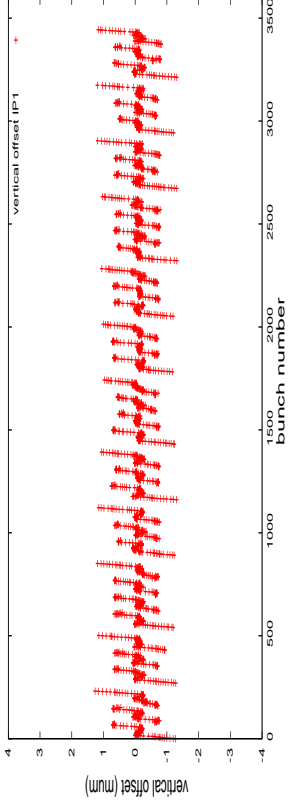
Bunch losses depend on number of long range interactions ("PACMAN" bunches, see lecture by T. Pieloni)

Beam-beam effects - Coherent effects

- Coherent beam-beam modes:
 - Can be excited by head-on and long range interactions
 - Complications for beams with many bunches and irregular filling schemes
- Other coherent effects:
 - From bunch to bunch: different tunes and chromaticity
 - Coherent deflection causes orbit distortions: different from bunch to bunch

Slide 54

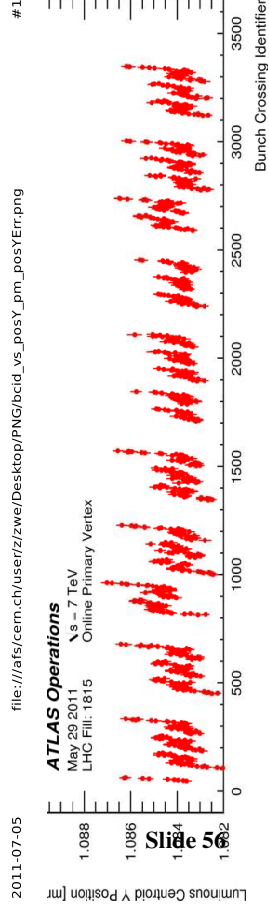
PACMAN Orbit effects: calculation



Slide 55

- ↑ Vertical offset expected at collision point in IPI
- ↑ Predicted orbits from self-consistent computation (2003)
- ↑ Cannot be resolved with beam position measurement, but ..

PACMAN Orbit effects: measurement



- ↑ Measured vertex centroid in ATLAS detector
- ↑ Very good agreement with computation

Other Beam-beam effects

- Linear colliders (no experimental data)
- Beam-beam compensation
- Beamstrahlung
- Beam-beam for continuous beams
- Asymmetric beams (energy, particle type, ..)
- Synchrotron coupling

Slide 57

Limitations at the sources

(we have dedicated schools)

- Applications require different particle types
- Sources are the driver for all following accelerators (in particular: colliders are doomed without proper sources)
- Must:
 - Produce sources with high quality, e.g. emittance (divergence !), pulse length and brightness
 - Extraction must produce correct beam for next stage of accelerator (and remove unwanted particles)
 - With strong space charge: First stage linac lattice must be tuned to a specific current

Slide 58

- Examples of sources: thermionic or photocathodes
- Some particles are hard to produce: \bar{p} , ions, polarized beams
- Example limitations:
 - Heating and cathode charge, emittance
 - Space charge, low energy beam transport with high intensity
 - Laser power

Slide 59

Practical considerations

- Vacuum
- Cryogenics (for SC devices)
- High power synchrotron radiation (leptons)
- Beam loss and machine protection, radiation damage
- Collimation of high brightness beams
- and USERS ?

Slide 60

Vacuum

(we have dedicated schools)

- Should allow long beam lifetime (colliders !)
- Electrons: collision with residual gas → bremsstrahlung

Slide 61

Beam loss and machine protection

(we have dedicated schools)

Must consider:

- Large stored energy in storage rings (e.g. LHC)
- Large beam power in linear machines (e.g. SNS linac)
- High intensity beams in light sources
- Other safety issues: medical accelerators
- Important: diagnostics !

Slide 62

Diagnosics and instrumentation

(we have dedicated schools)

Without proper diagnostics:

- Instabilities etc. cannot be observed
- Instabilities etc. cannot be cured
- Vital also for machine protection

The importance is just too obvious !

Slide 63

Numerical modelling

Basics to understand and to improve

- Beam dynamics as well as machine elements (impedance, magnetic fields, ...)
- Very good input parameters to have reliable predictions
- New tools may be necessary, and are constantly developed

Slide 64

Mitigation of limitations

- Passive mitigation
 - Reduction of impedance, shielding, etc.
 - Proper choice of parameters (Q , Q' , ..)
 - Landau damping
- Active mitigation
 - Feedback systems
 - Compensation scheme (e.g. non-linear forces)

Slide 65

(Almost) last but not least ...

Not a limitation from the accelerator, but we have users:

- Applications may require maximum intensity, brightness, ...
- Experiments for particle Physics (e.g. LHC)
 - Require "clean" collision signature
 - To many simultaneous interactions unwanted (see lecture by Lenny, e.g. nominal LHC: maximum $\approx 20 - 30$), limits the maximum desirable luminosity (bunch spacing !!)

Slide 66

Summary

- Plenty of limitations to look at during this school
- Not complete, but attempts a contemporary treatment
- Hope you are sufficiently motivated