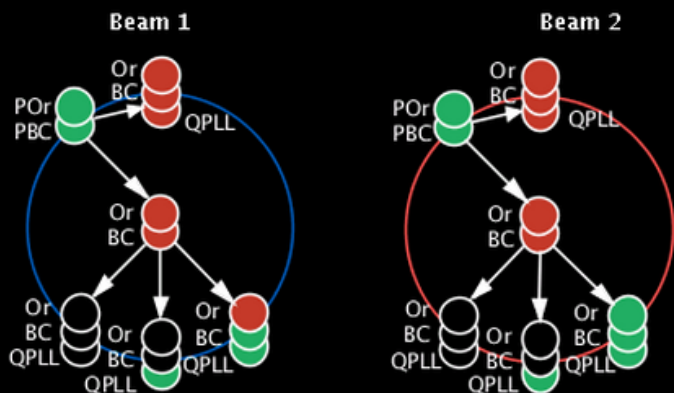


N/A

RF link Status



Last QPLL unlock events		B1	B2
ALICE	N/A	N/A	N/A
ATLAS	1426755022	1426755022	1426755022
CMS	0	0	0
LHCb	0	0	0

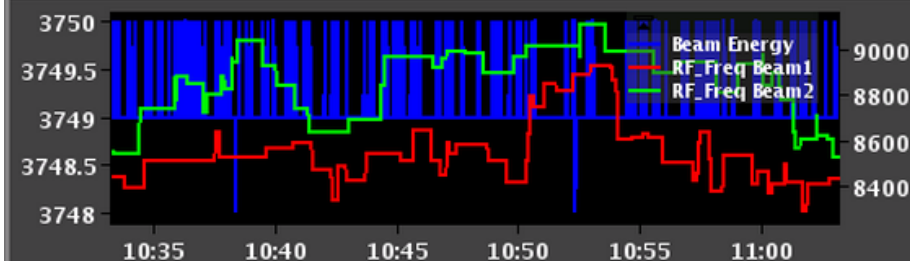
Longitudinal data from Experiments

	BC MAIN	DeltaT (ns)	Phase1 (ns)	Phase2 (ns)	Zcentroid (mm)
ALICE	N/A	0.2072	22.9743	N/A	N/A
ATLAS	LOCAL	N/A	N/A	N/A	-
CMS	N/A	N/A	N/A	N/A	N/A
LHCb	Local	N/A	0.3514	-0.0005	-

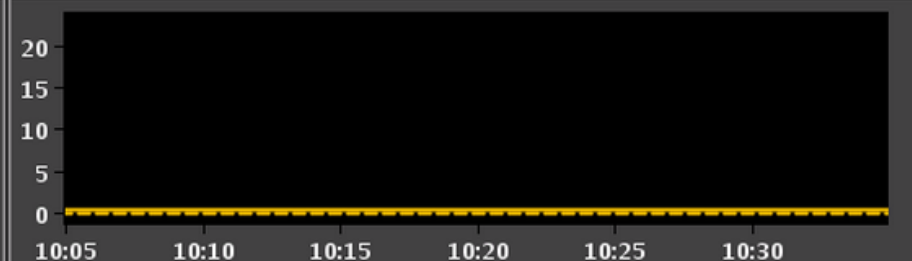
DeltaT



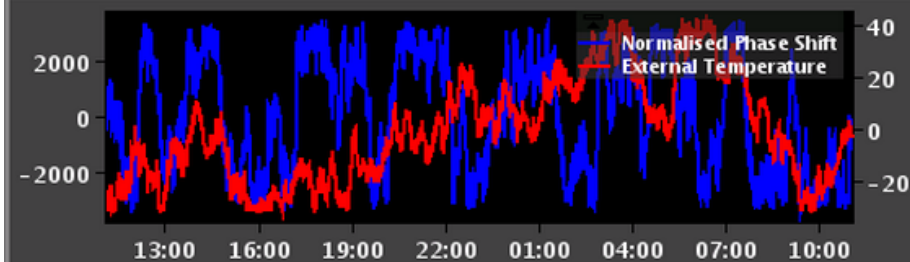
RF Beam Status



Phase



RF links - measured phase shift with temperature (normalized per km)



Lumi Centroid Position (Z)

