

WP4 Cryogenic Beam Vacuum System Conception



Summary

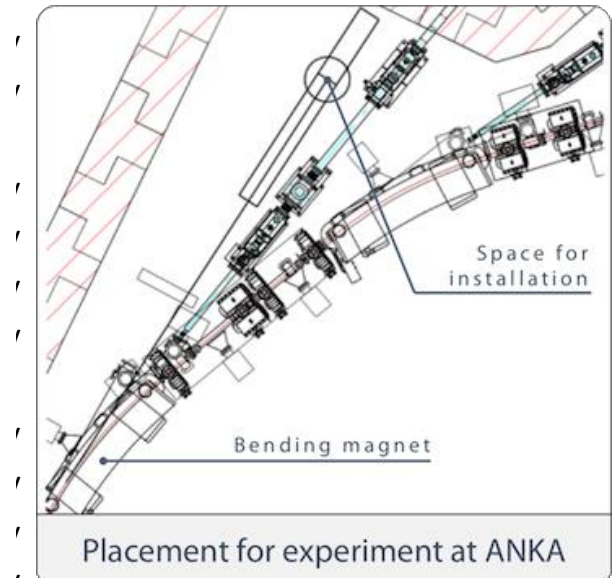
Francis Perez

Objectives

To develop the technical design concept for the cryogenic vacuum beam pipe, with constrains:

- Beam screen
- Cryogenics
- Magnet core bore

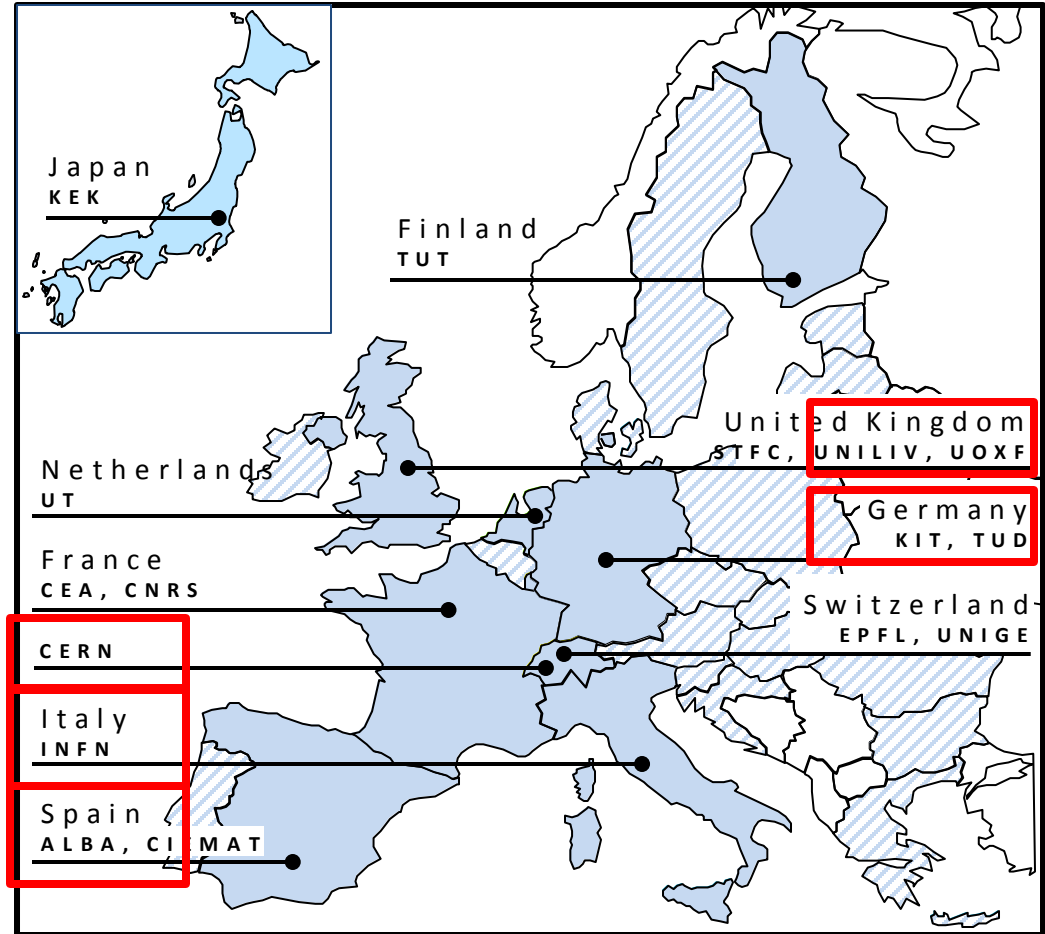
To test a beam screen prototype in the ANKA light source with similar synchrotron light conditions



Team

CERN	IEIO
KIT	Germany
INFN	Italy
ALBA	Spain
CIEMAT	Spain
STFC	United Kingdom

Man power,
hardware cost
is not included
in EuroCirCol



Tasks

Task 4.1: Work Package Coordination

Task 4.2: Study beam induced vacuum effects

Task 4.3: Mitigate beam induced vacuum effects

Task 4.4: Study vacuum stability at cryogenic temperature

Task 4.5: Develop conceptual design for cryogenic beam vacuum system

Task 4.6: Measurements on cryogenic beam vacuum system prototype



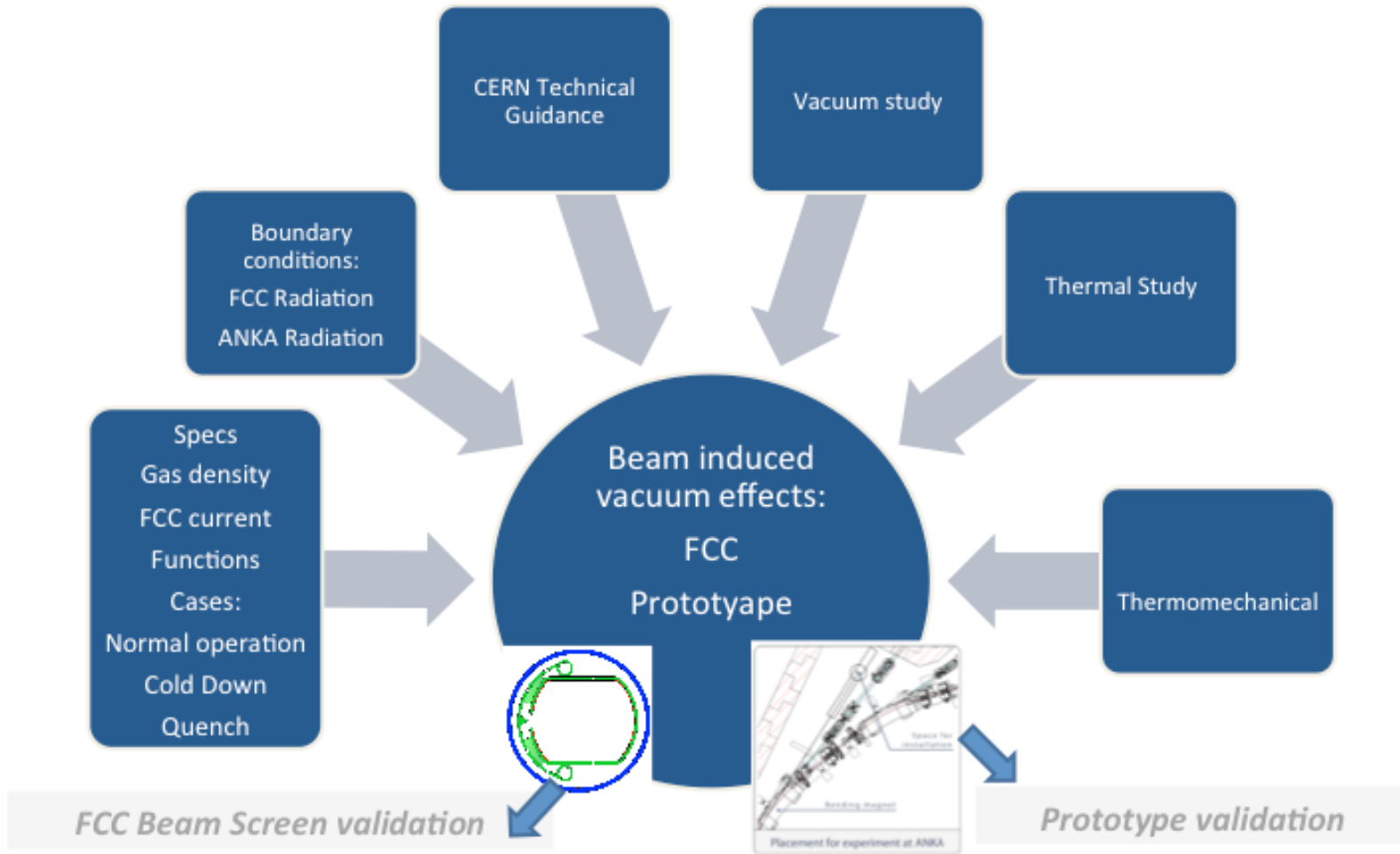
Task 4.1: Work Package Coordination (ALBA)

ALBA with the assistance of CERN coordinates the work of all other tasks of this work package to ensure consistency of the work according to the project plan and to coordinate the WP technical and scientific scope with the tasks carried out by the other WPs.

Video meeting	each 2 months
On person meeting	each 6 months week before the FCC Week
Specific Meetings	when required

Task 4.2: Study beam induced vacuum effects (ALBA, CERN)

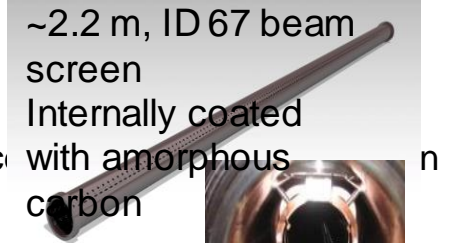
WP4 Vacuum Studies



Task 4.3: Mitigate beam induced vacuum effects (STFC, CERN)

STFC will study different coatings to mitigate beam induced instabilities

Compatibility of these coatings with cryogenics temperatures has to be demonstrated, in particular sticking and flaking of coatings after several cool down and warm up cycles.



Tests Laser Surface Treatment

- Prototype samples of SS+Cu 150-300 um

Investigate other coatings:

- NEG, Carbon ... coatings

Task 4.4: Study vacuum stability at cryogenic temperature (INFN, CERN)

INFN Frascati will determine vacuum stability and adsorption isotherms at different cryogenic beam screen operating temperature ranges.

It will perform complementary studies on beam induced stimulated desorption phenomena by photons, electrons and ions.

Absorption isotherms

- Validation of temperature window: 20-80 K
- Cryoabsorption surface

PSD + PEY (at room temp) (in relation with task 4.6)

Photon reflectivity (in relation with task 4.6)

- Synchrotron Radiation in grazing incidence

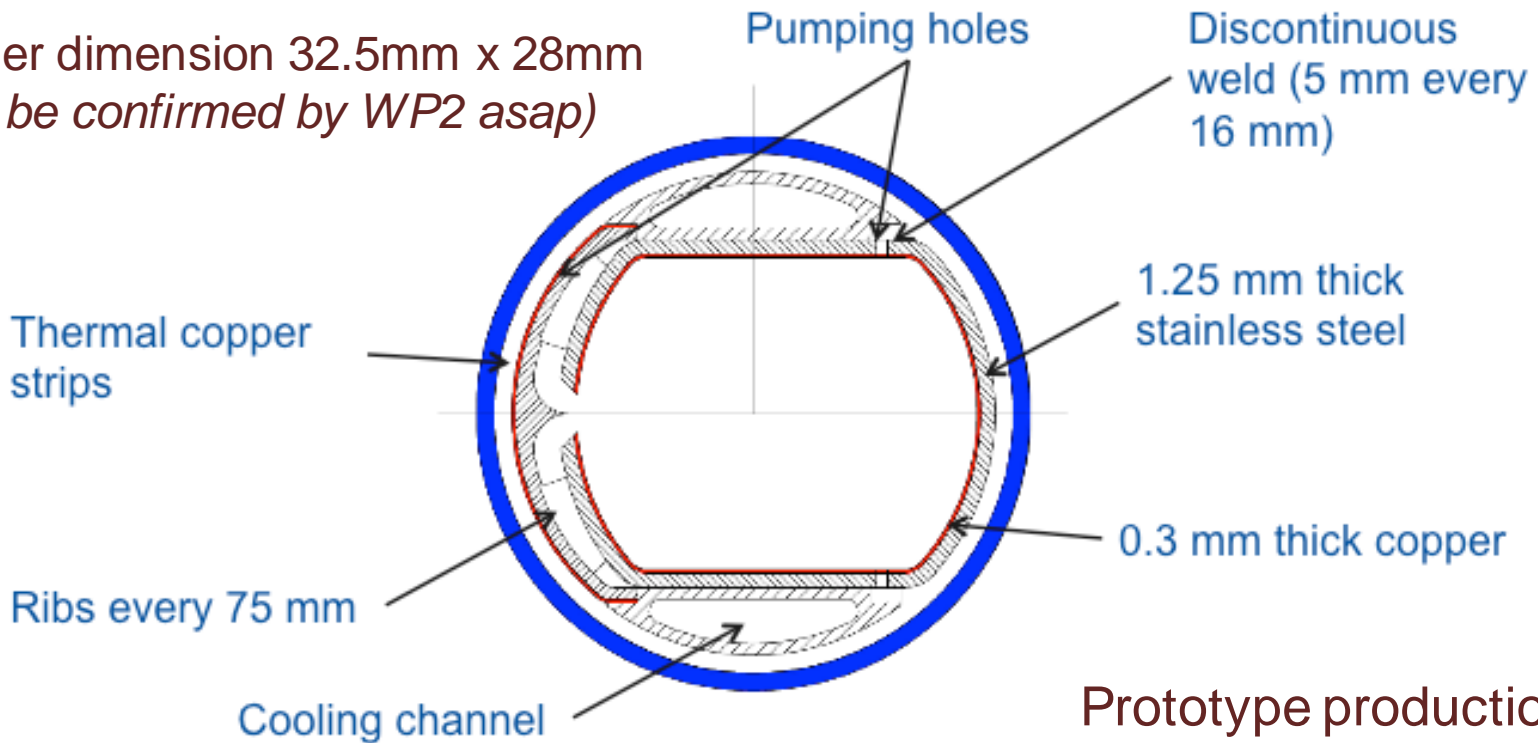
PSD + PEY at LN2 (in relation with task 4.6)

Beam Screen with absorber

Last version under study

Coil diameter 50 mm (from WP5)

Inner dimension 32.5mm x 28mm
(to be confirmed by WP2 asap)




Prototype production

in

Task 4.6: Measurements on cryogenic beam vacuum system prototype (KIT, INFN, CERN)

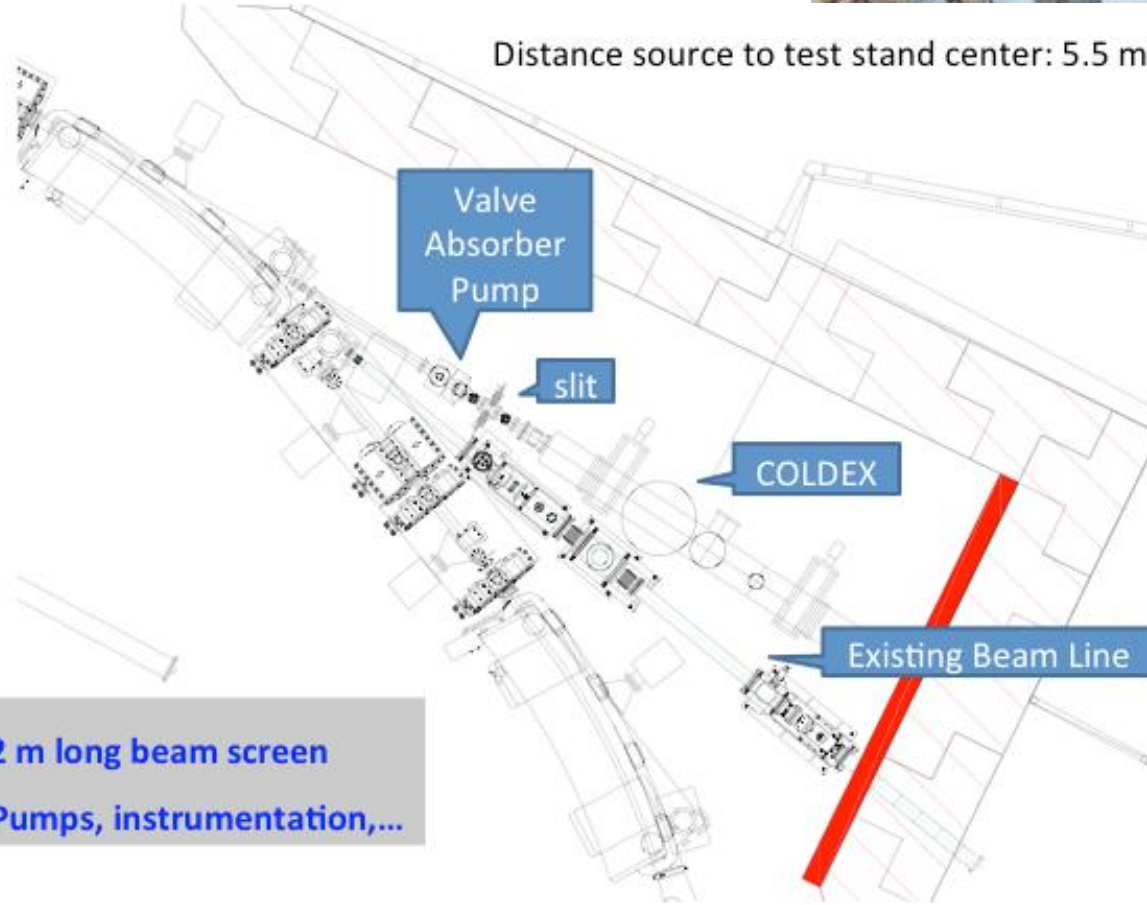
KIT will be responsible for the “beam screen” prototype supplied by CERN. The system will handle heat loads and photoelectrons generated by the synchrotron radiation.



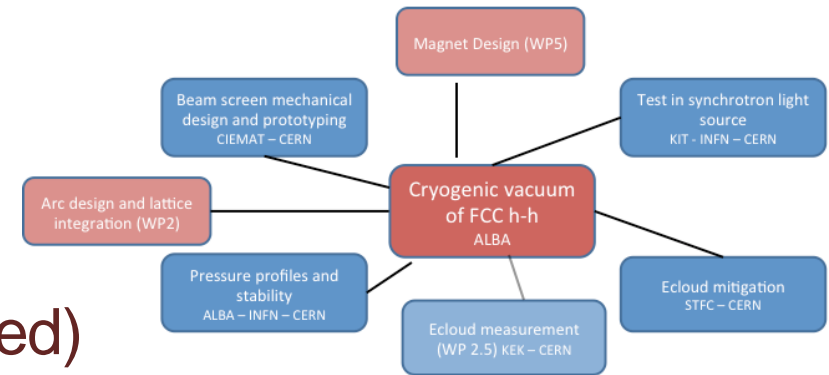
on radiation.

COLDEX carried out by and perform the

Design to be started immediately

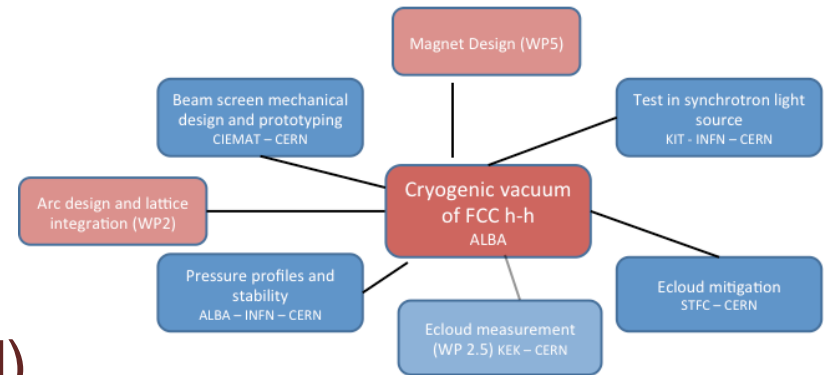


Does it fit, 2 m long beam screen
Front end, Pumps, instrumentation,...



WP2 + WP4 (close follow needed)

- Dimensions agree
 - Injection concern
 - Vertical orbit sensitivity
- e-cloud
 - Proper data for PEY & reflectivity for simulation
- Input needed for Gas density/lifetime
- Impedance
 - Need of real Cu data for simulation



WP5 + WP4 (close follow needed)

- Coil inner diameter agree (50+- 2 mm)
- Baseline temperature for WP5 is 4.2K
but for WP4 is 1.9K
- Beam shall pass through the center of the magnets
- Test of quench feasible with 2 T room temperature pulsed magnet and beam screen cryo-cooled.

Re-schedule needed...

Careful analysis in following weeks

