

[www.cern.ch](http://www.cern.ch)




# **Splicing and Instrumentation Coil 11T #110**

## **TE-MSC-MDT**

G. Maury

19 Mai 2015

# Splicing Operation




Quench heaters


Interlayer MICA  
2x0.25mm

Copper Leads  
2x0.2mm


Soldering with Tin-Lead  
filler Metal (Sn60P40) and  
Flux FrontArgen F600



## Difference with other Splicing



Splicing operation on Coil #109






Coil #110 with Interlayer?




# Trace installation on outer layer

TE-MSC-MDT Technical Seminar





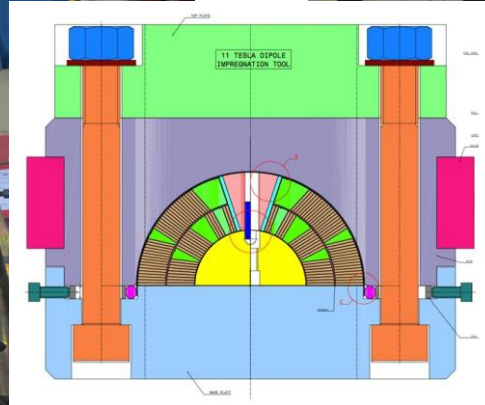
Trace 0.15 mm




# Closing impregnation mold

Fiber Glass Type E 0.08mm



No-stick coating 0.08mm





# Mold Opening after impregnation




Opening side down for before!



# Powering leads







[www.cern.ch](http://www.cern.ch)