

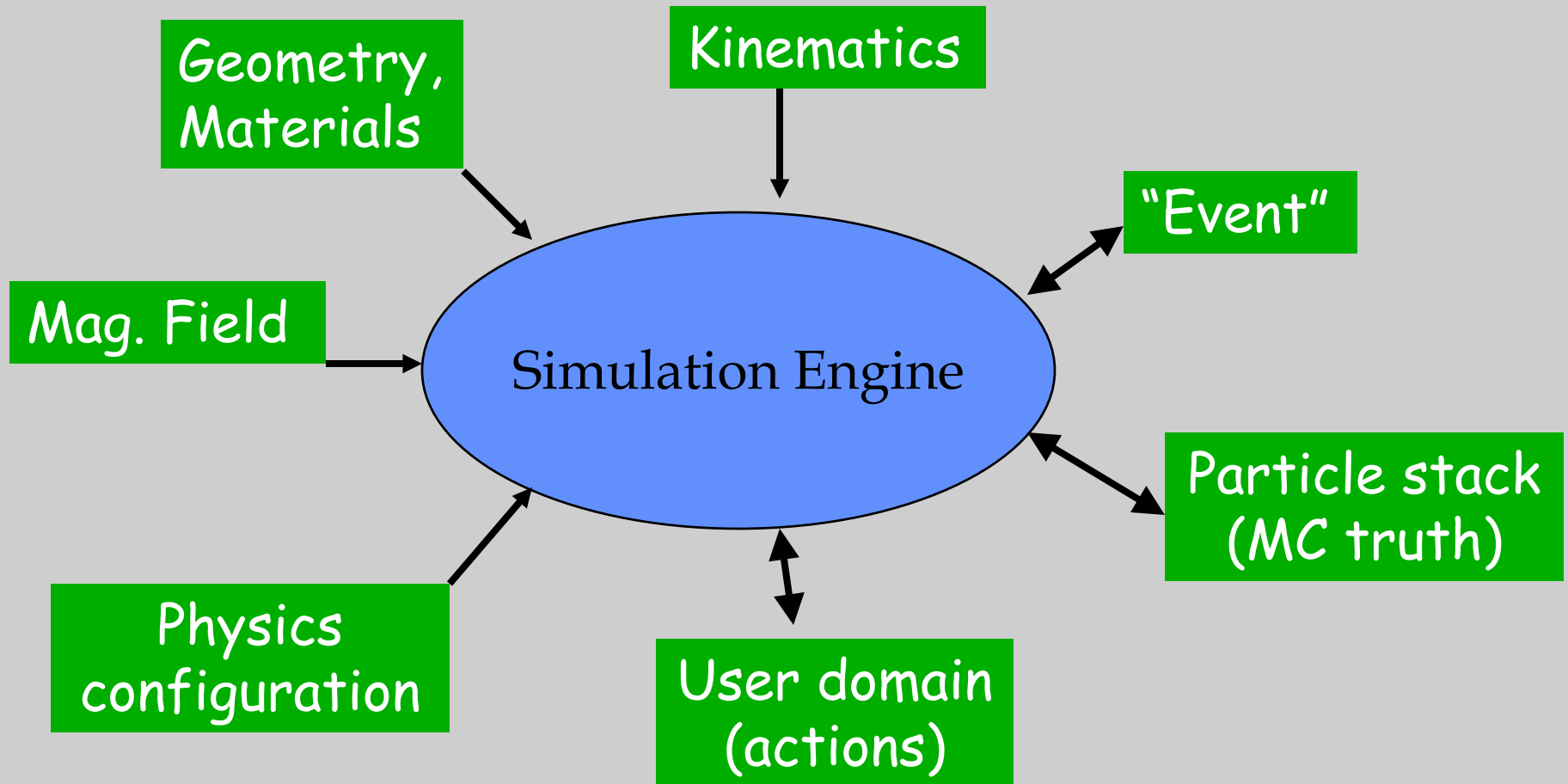
Common simulation framework

Andrea Dell'Acqua - CERN EP/SFT

What is it?

- ◆ An answer to a request by RTAG 10
 - Common project to address general simulation infrastructure and services
 - Minimize duplication of work, waste of effort and divergence
 - Provide a model for collaboration between experiments and simulation projects
 - Use different simulation engines transparently in the context of the experiment software base
- ◆ Point of contact between the LHC collaborations and the simulation projects (Geant4, Fluka)
- ◆ In fact a very efficient way of exchanging information and profiting of each other's experience

An "ideal" detector simulation package



The common simulation framework sub-project

- ◆ Aim: to provide a “service” for each yellow box (application domain)
- ◆ To be integrated within SEAL
- ◆ To be built on top of existing SW, as much as possible
- ◆ The glue for connecting the “services” is provided by the framework, as well as basic services (e.g. persistency)

Revised Overall Simulation Environment



The simulation "engines"

◆ Geant3

- Used as "reference", but it does not really fit in the plans of any LHC collaboration

◆ Geant4

- Developed for detector simulation at the LHC
- Gaining momentum as the user community grows in size
- Adopted by ATLAS, LHCb and CMS as main simulation suite

◆ Fluka

- For years THE reference for background calculations and radiation studies
- Growing interest to use it for overall detector simulation studies, if a common simulation framework can be developed
- ALICE's target

Who are the "clients"?

◆ The LHC collaborations

- All experiments are very much involved in the commissioning/fine tuning of their simulation programs
- Big productions are starting right now (CMS) or will start quite soon (ATLAS)
- ALICE are deploying their own strategy (VMC)
- No big interest in a common framework if that has deep repercussions on ongoing activities
 - Longer term programme

◆ The physics validation project (+beam test simulations)

- Expressed interest in running all simulation engines for comparisons/cross checks
- Common description of e.g. geometry is essential
- They want it now!
 - Need for short term strategy

The Geometry conundrum

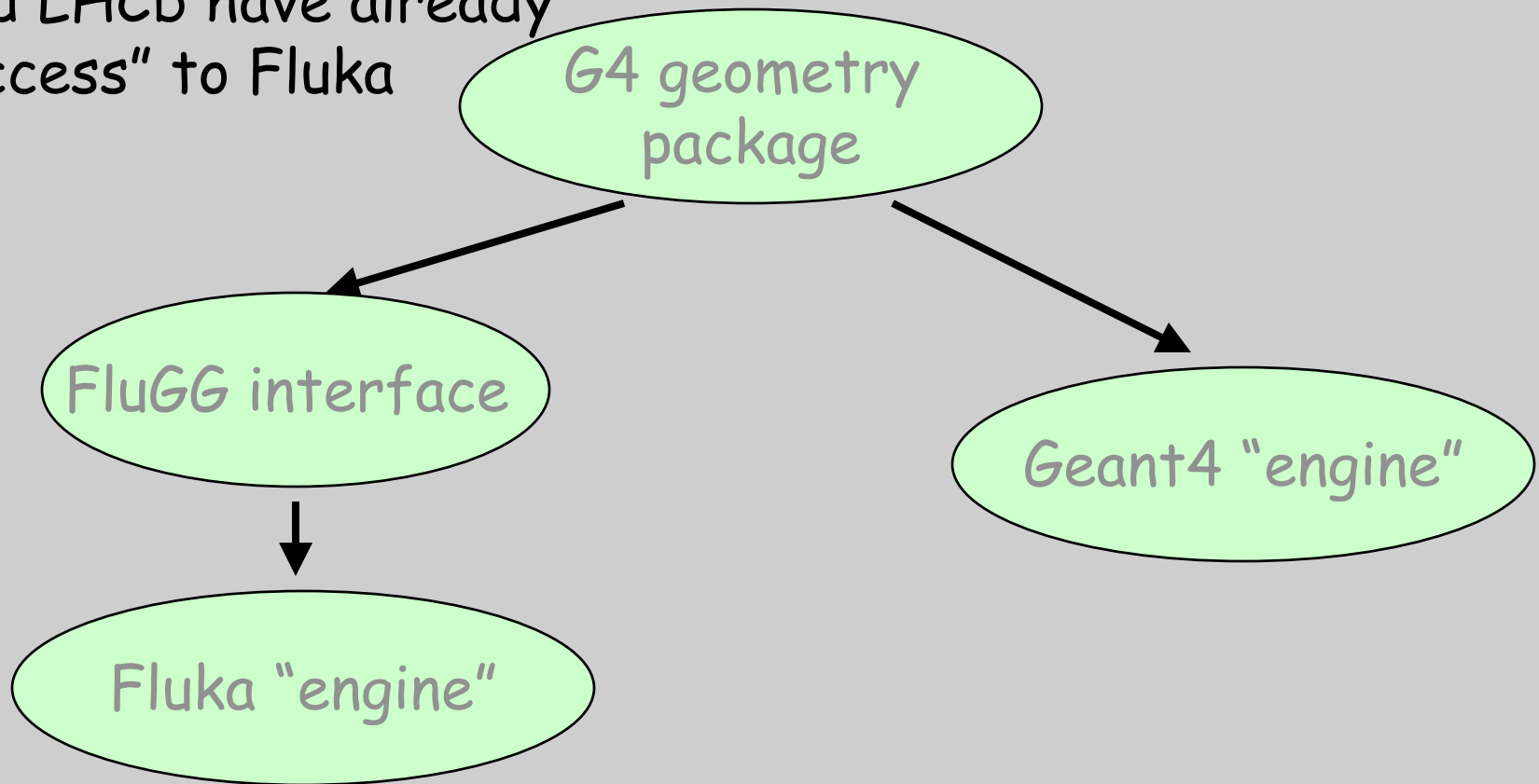
- ◆ Geant and Fluka come with their own (incompatible) geometry packages
 - The coupling between geometry and tracking is normally quite strong: geometry packages are easily interchangeable
- ◆ All “Engines” must speak the same geometry language
- ◆ ATLAS, CMS and LHCb committed to G4 and its geometry
 - But all have developed/are developing an independent geometry model which hides the geometry implementation
- ◆ ALICE moving to the ROOT geometry which, used in the context of the Virtual MC, can provide an unifying factor
- ◆ FluGG interface allows using the G4 geometry package from within a Fluka application

The Virtual Monte Carlo

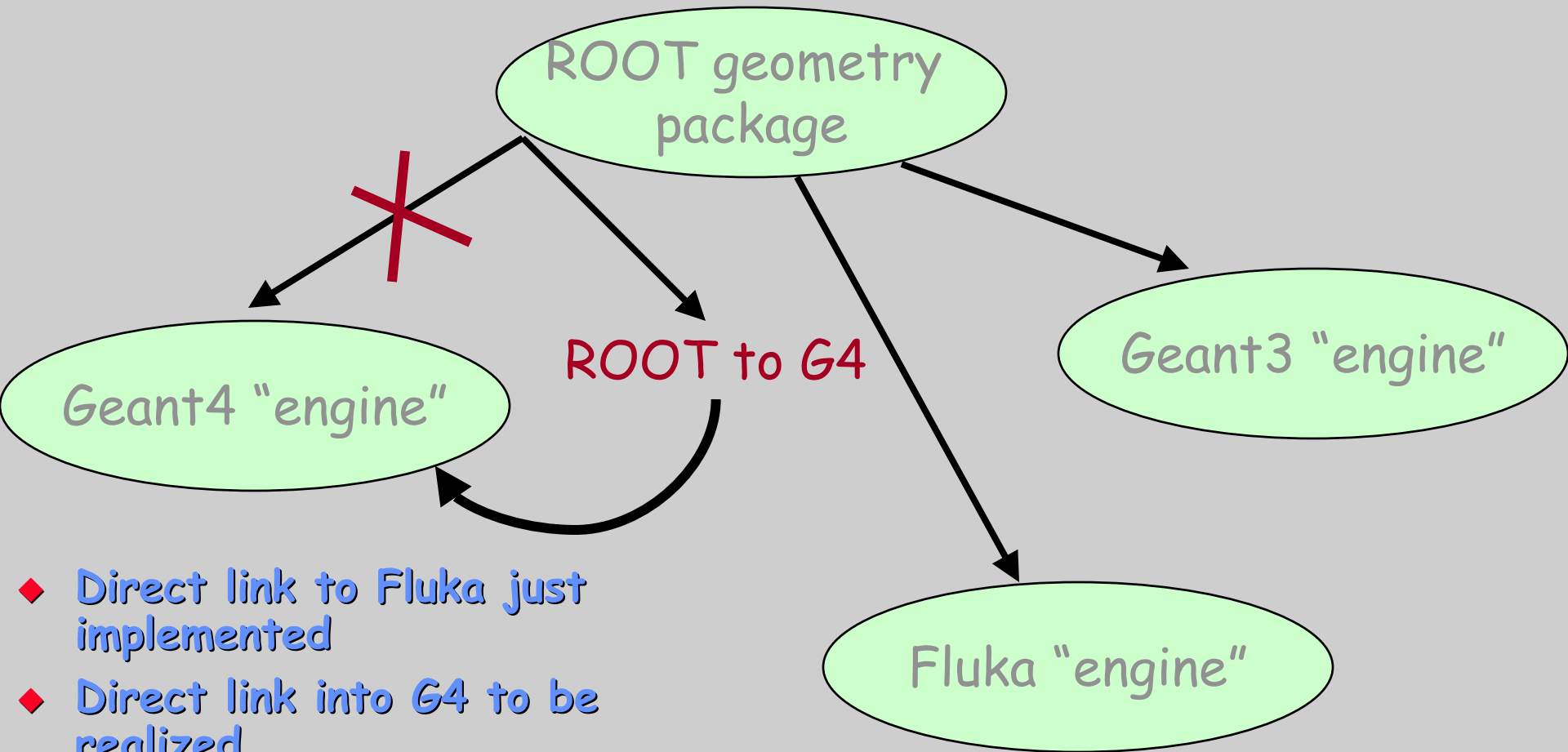
- ◆ Provides an abstract interface to detector simulation package
- ◆ Concrete implementations dealing with the existing packages (Geant3, Geant4, Fluka)
- ◆ Actual simulation engine selected at run time
- ◆ Abstract interfaces currently available in (and distributed with) ROOT
- ◆ Geant3 currently favored over Geant4 in the concrete implementation, interface to Fluka currently under development in ALICE
- ◆ Use the ROOT geometry for detector description. Interface to G3 and Fluka ready, interface to G4 requires in-memory translation

Geometry from the G4 viewpoint

In principle ATLAS, CMS
and LHCb have already
"access" to Fluka



Geometry from the VMC viewpoint



In the short term...

- ◆ Support the physics validation activities and test beam simulations
- ◆ Set up a simulation infrastructure based on Geant4 and Fluka/Flugg
 - Existing G4 benchmarks/simulation packages can be run with Fluka with minimum fuss
 - Try and standardize the simulation "output" by mimicking what the VMC does
- ◆ Evaluate the VMC (wrt the functionality offered by FluGG)

In the longer term...

- ◆ Evaluate the VMC as soon as it provides fully operational interface to Fluka, in order to understand if it fulfils other collaborations requirements
- ◆ Develop/Help developing the “missing link” between the ROOT geometry and G4
- ◆ Find a way to converge from distinct geometry description mechanisms in the experiments into common geometry models useable by the simulation engines
- ◆ Study the possibility of translating G4 geometries into ROOT geometries (ROOT to G4 already provided by the VMC)

In the meantime...

- ◆ A persistent exchange format for geometry is needed
 - For debugging purposes
 - For visualization
 - Also requested by the (non-LHC) G4 community
- ◆ An exchange format based on XML (GDML) has been developed primarily for G4 but could be generalized to cover other (e.g. ROOT) geometry systems
- ◆ It was felt that GDML could provide the bases for a persistency exchange format and should be supported
- ◆ Proposal on detector description work to be presented to the SC2 (TW+AD)