

# Summary of LHC Computing Models ...and more...

Jamie Shiers, CERN-IT-GD

27 January 2005

## Goals

- Present key features of LHC experiments' Computing Models in a consistent manner
- High-light the commonality
- Emphasize the key differences
- Define these 'parameters' in a central place (LCG web)
  - Update with change-log as required
- Use these parameters as input to requirements for Service Challenges
- To enable partners (T0/T1 sites, experiments, network providers) to have a clear understanding of what is required of them
- Define precise terms and 'factors'

## A word on numbers...

- $\sim 3$   $\sim 3$
  - 2.7 3.1
  - 2.72 3.14
  - ... ...
  - $e = 2.71828183$   $\pi = 3.14159265$
- Have to be very precise about what numbers mean and how they were calculated

# Where do these numbers come from?

- Based on Computing Model presentations given to GDB in December 2004 and to TO/T1 networking meeting in January 2005
- Documents are those publicly available for January LHCC review
  - ✕ Official website is protected
- Some details may change but the overall conclusions do not!
- Part of plan is to understand how sensitive overall model is to variations in key parameters
- Iteration with experiments is on-going
  - i.e. I have tried to clarify any questions that I have had
- Any mis-representation or mis-interpretation is entirely my responsibility
- Sanity check: compare with numbers from MoU Task Force

Nominal	These are the raw figures produced by multiplying e.g. event size x trigger rate.
Headroom	A factor of 1.5 that is applied to cater for peak rates.
Efficiency	A factor of 2 to ensure networks run at less than 50% load.
Recovery	A factor of 2 to ensure that backlogs can be cleared within 24 - 48 hours and to allow the load from a failed Tier1 to be switched over to others.
<b>Total Requirement</b>	<p><b>A factor of 6 must be applied to the nominal values to obtain the bandwidth that must be provisioned.</b></p> <p><b>Arguably this is an over-estimate, as "Recovery" and "Peak load" conditions are presumably relatively infrequent, and can also be smoothed out using appropriately sized transfer buffers.</b></p> <p><b>But as there may be under-estimates elsewhere...</b></p>

All numbers presented will be nominal unless explicitly specified

## High Level Overview

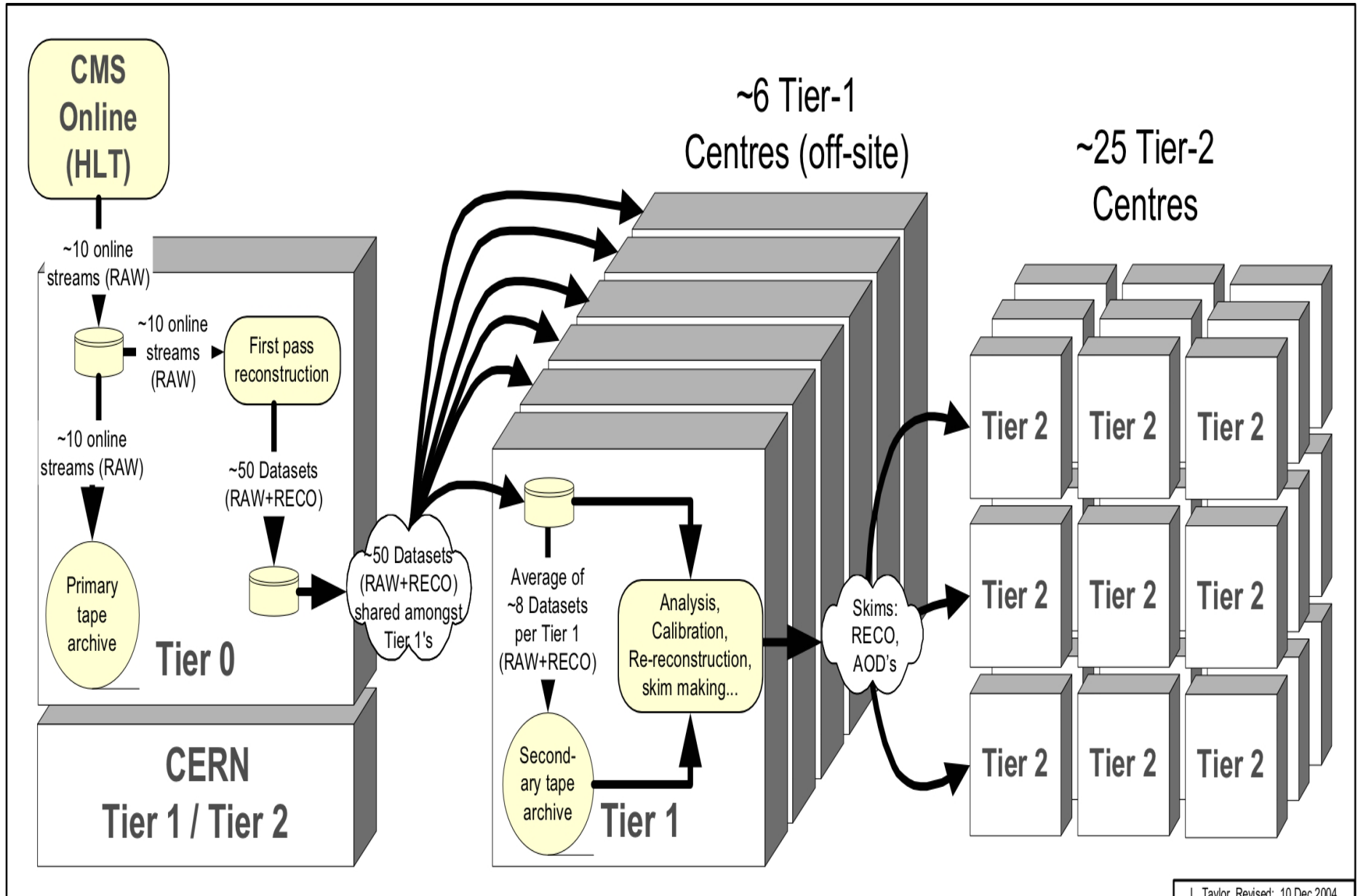
- All experiments assume a Grid-based solution - i.e. LCG
- Computing Models can be viewed as that proposed by MONARC with Grid extensions
- Largely similar functions for Tier0 / Tier1 / Tier2
- ...but there are important differences...
- First focus on commonality
- Differences stress absolute necessity for including all main experiment Use Cases into (later, but not much) Service Challenges
- 'We' cannot run experiments' offline frameworks...
- Requires significant commitment from them... now...
- Have started discussions with experiments on this basis.

## Contacts with Experiments

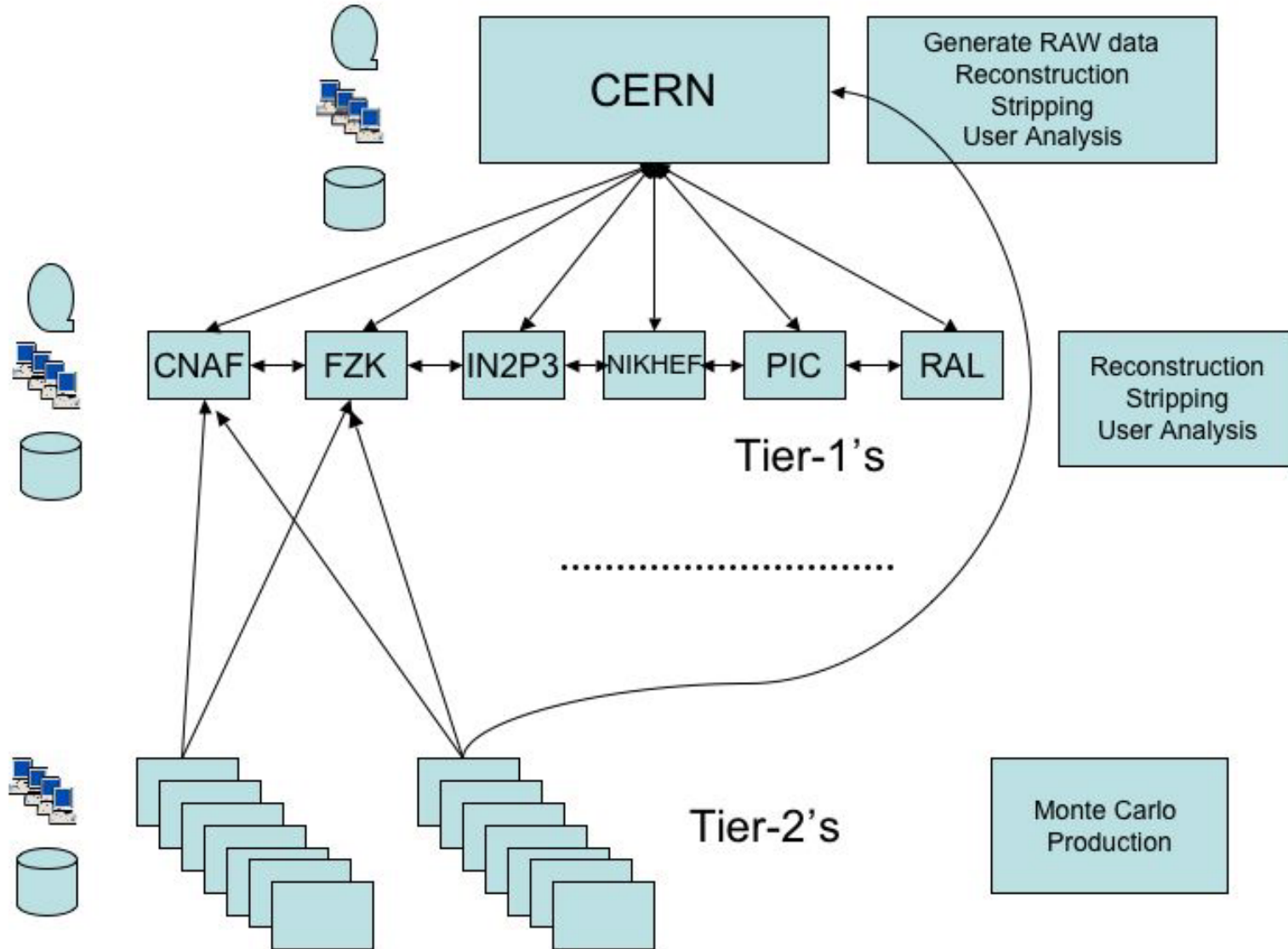
- Using names from CM documents:
- ALICE: F. Carminati, Y. Schutz
- ATLAS: R. Jones (+ others)
- CMS: C. Grandi, D. Stickland, L. Taylor
- LHCb: Nick Brook
- Also contacting production teams (see later)



# CMS Computing Model Overview



# LHCb Computing Model Overview



## Summary of Tier0/1/2 Roles

- Tier0 (CERN): safe keeping of RAW data (first copy); first pass reconstruction, distribution of RAW data and reconstruction output to Tier1; reprocessing of data during LHC down-times;
- Tier1: safe keeping of a proportional share of RAW and reconstructed data; large scale reprocessing and safe keeping of corresponding output; distribution of data products to Tier2s and safe keeping of a share of simulated data produced at these Tier2s;
- Tier2: Handling analysis requirements and proportional share of simulated event production and reconstruction.

***N.B. there are differences in roles by experiment  
Essential to test using complete production chain of each!***

## Tier-1 Centres (January 2004)

				ALICE	ATLAS	CMS	LHCb	
1	GridKa	Karlsruhe	Germany	X	X	X	X	4
2	CCIN2P3	Lyon	France	X	X	X	X	4
3	CNAF	Bologna	Italy	X	X	X	X	4
4	NIKHEF/SARA	Amsterdam	Netherlands	X	X		X	3
5	Nordic	Distributed	Dk, No, Fi, Se	X	X			1
6	PIC	Barcelona	Spain		X	X	X	3
7	RAL	Didcot	UK	X	X	X	X	4
8	Triumf	Vancouver	Canada		X			1
9	BNL	Brookhaven	US		X			1
10	FNAL	Batavia, Ill.	US			X		1
11	ASCC	Taipei	Taiwan		X	X		2
				6	10	7	6	

**x – announced at January GDB**

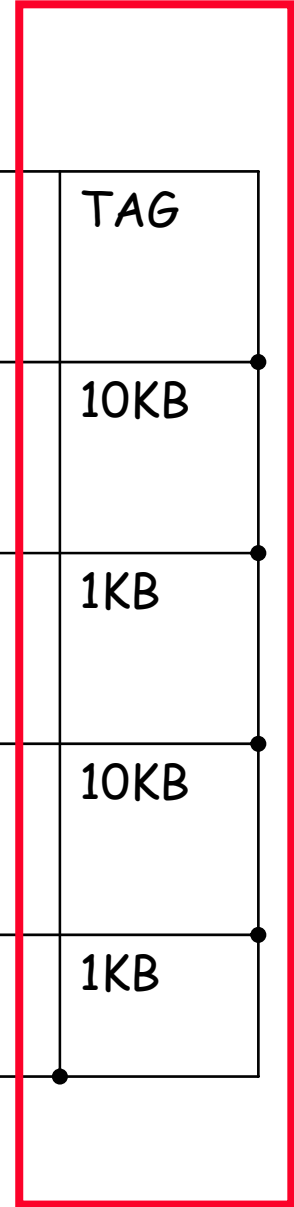
# LHC Operation Overview

Year	pp operations		Heavy Ion operations	
	Beam time (seconds/year)	Luminosity (cm <sup>-2</sup> s <sup>-1</sup> )	Beam time (seconds/year)	Luminosity (cm <sup>-2</sup> s <sup>-1</sup> )
2007	$5 \times 10^6$	$5 \times 10^{32}$	-	-
2008	$10^7$	$2 \times 10^{33}$	$10^6$	$5 \times 10^{26}$
2009	$10^7$	$2 \times 10^{33}$	$10^6$	$5 \times 10^{26}$
2010	$10^7$	$10^{34}$	$10^6$	$5 \times 10^{26}$

*(from CMS Computing Model)*

# Overview of pp running

Experiment	SIM	SIMESD	RAW	Trigger	RECO	AOD	TAG
ALICE	400KB	40KB	1MB	100Hz	200KB	50KB	10KB
ATLAS	2MB	500KB	1.6MB	200Hz	500KB	100KB	1KB
CMS	2MB	400KB	1.5MB	150Hz	250KB	50KB	10KB
LHCb		400KB	25KB	2KHz	75KB	25KB	1KB



## pp questions / uncertainties

- Trigger rates essentially independent of luminosity
  - Explicitly stated in both ATLAS and CMS CM docs
- Uncertainty (at least in my mind) on issues such as zero suppression, compaction etc of raw data sizes
  - Discussion of these factors in CMS CM doc p22:
- RAW data size ~300kB (Estimated from MC)
  - Multiplicative factors drawn from CDF experience
    - MC Underestimation factor 1.6
    - HLT Inflation of RAW Data, factor 1.25
    - Startup, thresholds, zero suppression,... Factor 2.5
  - Real initial event size more like **1.5MB**
    - Could be anywhere between 1 and 2 MB
  - Hard to deduce when the even size will fall and how that will be compensated by increasing Luminosity
- i.e. total factor = 5 for CMS raw data
- N.B. must consider not only Data Type (e.g. result of Reconstruction) but also how it is used
  - e.g. compare how Data Types are used in LHCb compared to CMS
- All this must be plugged into the meta-model!

# Overview of Heavy Ion running

Experiment	SIM	SIMESD	RAW	Trigger	RECO	AOD	TAG
ALICE	300MB	2.1MB	12.5MB	100Hz	2.5MB	250KB	10KB
ATLAS			5MB	50Hz			
CMS			7MB	50Hz	1MB	200KB	TBD
LHCb	N/A	N/A	N/A	N/A	N/A	N/A	N/A



# Heavy Ion Questions / Uncertainties

- Heavy Ion computing models less well established than for pp running
- I am concerned about model for 1<sup>st</sup>/2<sup>nd</sup>/3<sup>rd</sup> pass reconstruction and data distribution
- *"We therefore require that these data (Pb-Pb) are reconstructed at the CERN TO and exported over a four-month period after data taking. This should leave enough time for a second and third reconstruction pass at the Tier 1's" (ALICE)*
- Heavy Ion model has major impact on those Tier1's supporting these experiments
  - All bar LHCb!
- Critical to clarify these issues as soon as possible...

# Data Rates from MoU Task Force

MB/Sec	RAL	FNAL	BNL	FZK	IN2P3	CNAF	PIC	T0 Total
ATLAS	106.87	0.00	173.53	106.87	106.87	106.87	106.87	707.87
CMS	69.29	69.29	0.00	69.29	69.29	69.29	69.29	415.71
ALICE	0.00	0.00	0.00	135.21	135.21	135.21	0.00	405.63
LHCb	6.33	0.00	0.00	6.33	6.33	6.33	6.33	31.67
T1 Totals MB/sec	182.49	69.29	173.53	317.69	317.69	317.69	182.49	1560.87
T1 Totals Gb/sec	1.46	0.55	1.39	2.54	2.54	2.54	1.46	12.49
Estimated T1 Bandwidth Needed								
(Totals * 1.5(headroom))*2(capacity)	4.38	1.66	4.16	7.62	7.62	7.62	4.38	37.46
<b>Assumed Bandwidth Provisioned</b>	<b>10.00</b>	<b>10.00</b>	<b>10.00</b>	<b>10.00</b>	<b>10.00</b>	<b>10.00</b>	<b>10.00</b>	<b>70.00</b>

*Spreadsheet used to do this calculation will be on Web.*

*Table is in*

*[http://cern.ch/LCG/MoU%20meeting%20March%202010/Report\\_to\\_the\\_MoU\\_Task\\_Force.doc](http://cern.ch/LCG/MoU%20meeting%20March%202010/Report_to_the_MoU_Task_Force.doc)*

# Data Rates using CM Numbers

## Steps:

- Take Excel file used to calculate MoU numbers
- Change one by one the Data Sizes as per latest CM docs
- See how overall network requirements change
- Need also to confirm that model correctly reflects latest thinking
- And understand how sensitive the calculations are to e.g. changes in RAW event size, # of Tier1s, roles of specific Tier1s etc.
- This will take several iterations but will need to converge relatively rapidly to satisfy request from 'Networkers' (see below)
- [ Did want to do this 'live' now, but think it makes sense for LHCC review to be made public - the models are still changing!]

# Base Requirements for T1s

- Provisioned bandwidth comes in units of 10Gbits/sec although this is an evolving parameter
  - *From Reply to Questions from Computing MoU Task Force...*
  - Since then, some parameters of the Computing Models have changed
  - Given the above quantisation, relatively insensitive to small-ish changes
  - Important to understand implications of multiple-10Gbit links, particularly for sites with Heavy Ion programme
- For now, need plan for 10Gbit links to all Tier1s

**News from T0 / T1 Networking  
Meeting at  
NIKHEF / SARA 20-21 January  
2005**

*See GDB Website for Agenda, Presentations and 'notes'*

## Response from 'Networkers'

[Hans Döbbling] believe the GEANT2 consortium will be able to deliver the following for the 7 European TIER1s:

1. list of networking domains and technical contacts
2. time plan of availability of services 1G VPN, 1G Lambda, 10Gig Lambda at the national GEANT2 pops and at the TIER1 sites.
3. a model for SLAs and the monitoring of SLAs
4. a proposal for operational procedures
5. a compilation of possible cost sharing per NREN

Proposes that CERN focuses on issues related to non-European T1s

## Requests from 'Networkers'

- Requests that we compile the capacity needed over time and per route.
  - Understood that things will change a lot over the coming years
- A compilation of TIER2s would also be helpful
- As far as Long Term Planning is required, need to start on Tier2s now, even if names / numbers of sites still to be confirmed
- Any input gratefully received!

File Edit View Favorites Tools Help

Back Forward Stop Refresh Home Search Favorites History Mail Print Edit Discuss Research Messenger

Address <http://goc.grid.sinica.edu.tw/gstat/>

Links CERN SMS Conference Rooms EDH Jamie La Clusaz Weather MeteoSuisse Geneva Weather SIMBA

Google Search Web 356 blocked AutoFill Options

## GIS Monitor 15:51:12 01/25/05 GMT

[home](#) [alert](#) [table](#) [service](#) [regional](#) [rgma](#) [access](#) [service](#) [metrics](#) [misc](#) [pages](#) [help](#)

<a href="#">ALBERTA-LCG2</a> <span>il</span>	<a href="#">BEIJING-LCG2</a> <span>ok</span>	<a href="#">BG01-IPP</a> <span>ok</span>	<a href="#">BHAM-LCG2</a> <span>ok</span>	<a href="#">BITLab-LCG</a> <span>ct</span>	<a href="#">BNL-LCG2</a> <span>ct</span>
<a href="#">BUDAPEST</a> <span>ok</span>	<a href="#">CARLETONU-LCG2</a> <span>il</span>	<a href="#">CAVENDISH-LCG2</a> <span>il</span>	<a href="#">CCIN2P3-LCG2</a> <span>ct</span>	<a href="#">CEA-DAPNIA-SACLAY</a> <span>na</span>	<a href="#">CERN-LCG2</a> <span>ok</span>
<a href="#">CESGA-EGEE</a> <span>il</span>	<a href="#">CGG-LCG2</a> <span>ok</span>	<a href="#">CIEMAT-LCG2</a> <span>ok</span>	<a href="#">CNAF-LCG2</a> <span>wa</span>	<a href="#">CNB-LCG2</a> <span>il</span>	<a href="#">CSCS-LCG2</a> <span>na</span>
<a href="#">csTCDie</a> <span>il</span>	<a href="#">CY01-LCG2</a> <span>il</span>	<a href="#">CYFRONET-LCG2</a> <span>ok</span>	<a href="#">DESYPRO</a> <span>ct</span>	<a href="#">Durham</a> <span>il</span>	<a href="#">ekplcg2</a> <span>ok</span>
<a href="#">FNAL-LCG2</a> <span>ct</span>	<a href="#">FZK-LCG2</a> <span>ok</span>	<a href="#">GR-01-AUTH</a> <span>ok</span>	<a href="#">GSI-LCG2</a> <span>il</span>	<a href="#">HEPHY-UIBK</a> <span>ok</span>	<a href="#">HG-01-GRNET</a> <span>ok</span>
<a href="#">HPC2N</a> <span>ok</span>	<a href="#">HPTC-LCG2</a> <span>il</span>	<a href="#">HU-BERLIN</a> <span>na</span>	<a href="#">IC-LCG2</a> <span>ok</span>	<a href="#">IFCA-LCG2</a> <span>il</span>	<a href="#">IFIC-LCG2</a> <span>ok</span>
<a href="#">IISAS-Bratislava</a> <span>il</span>	<a href="#">IN2P3-CPPM</a> <span>na</span>	<a href="#">IN2P3-LAL</a> <span>ok</span>	<a href="#">IN2P3-LAPP</a> <span>na</span>	<a href="#">IN2P3-LPC</a> <span>il</span>	<a href="#">INFN-BARI</a> <span>na</span>
<a href="#">INFN-BOLOGNA</a> <span>na</span>	<a href="#">INFN-BOLOGNA-CMS</a> <span>na</span>	<a href="#">INFN-CAGLIARI</a> <span>na</span>	<a href="#">INFN-CATANIA</a> <span>il</span>	<a href="#">INFN-CNAF</a> <span>il</span>	<a href="#">INFN-FERRARA</a> <span>na</span>
<a href="#">INFN-FRASCATI</a> <span>ok</span>	<a href="#">INFN-LNL-LCG</a> <span>il</span>	<a href="#">INFN-MILANO-LCG2</a> <span>ok</span>	<a href="#">INFN-NAPOLI</a> <span>na</span>	<a href="#">INFN-NAPOLI-ATLAS</a> <span>il</span>	<a href="#">INFN-PADOVA</a> <span>il</span>
<a href="#">INFN-PERUGIA</a> <span>na</span>	<a href="#">INFN-PISA</a> <span>na</span>	<a href="#">INFN-ROMA1</a> <span>ok</span>	<a href="#">INFN-ROMA1-VIRGO</a> <span>na</span>	<a href="#">INFN-ROMA2</a> <span>na</span>	<a href="#">INFN-TORINO-LCG2</a> <span>ct</span>
<a href="#">INTA-CAB</a> <span>ok</span>	<a href="#">IPSL-IPGP-LCG2</a> <span>ok</span>	<a href="#">ITEP</a> <span>ok</span>	<a href="#">JINR-LCG2</a> <span>il</span>	<a href="#">Lancs-LCG2</a> <span>ct</span>	<a href="#">LIP-LCG2</a> <span>ok</span>
<a href="#">LivHEP-LCG2</a> <span>il</span>	<a href="#">ManHEP-LCG2</a> <span>ok</span>	<a href="#">NCP-LCG2</a> <span>il</span>	<a href="#">NIKHEF_NL</a> <span>ok</span>	<a href="#">NSC</a> <span>ct</span>	<a href="#">OXFORD-01-LCG2</a> <span>ok</span>
<a href="#">PIC-LCG2</a> <span>ok</span>	<a href="#">POZNAN-LCG2</a> <span>ct</span>	<a href="#">Prague-CESNET</a> <span>ok</span>	<a href="#">Prague-LCG2</a> <span>il</span>	<a href="#">QMUL-eScience</a> <span>ok</span>	<a href="#">RAL-LCG2</a> <span>ok</span>
<a href="#">RALPP-LCG</a> <span>ok</span>	<a href="#">RHUL-LCG2</a> <span>il</span>	<a href="#">ROGRID-ICI</a> <span>il</span>	<a href="#">RU-Moscow-KIAM-LCG2</a> <span>ct</span>	<a href="#">ru-Moscow-SINP-LCG2</a> <span>il</span>	<a href="#">RU-Protvino-IHEP</a> <span>ok</span>
<a href="#">ru-PSN-LCG2</a> <span>il</span>	<a href="#">RWTH-Aachen-Test</a> <span>il</span>	<a href="#">SARA-LCG2</a> <span>ok</span>	<a href="#">SCAI</a> <span>ok</span>	<a href="#">ScotGRID-Edinburgh</a> <span>ok</span>	<a href="#">scotgrid-gla</a> <span>il</span>
<a href="#">SHEFFIELD-LCG2</a> <span>na</span>	<a href="#">Taiwan-IPAS-LCG2</a> <span>ok</span>	<a href="#">Taiwan-LCG2</a> <span>ok</span>	<a href="#">TAU-LCG2</a> <span>ok</span>	<a href="#">TIFR-LCG2</a> <span>na</span>	<a href="#">TOKYO-LCG2</a> <span>il</span>
<a href="#">TORONTO-LCG2</a> <span>ok</span>	<a href="#">TRIUMF-GC-LCG2</a> <span>il</span>	<a href="#">TRIUMF-LCG2</a> <span>ok</span>	<a href="#">TW-NCUHEP</a> <span>na</span>	<a href="#">UAM-LCG2</a> <span>ct</span>	<a href="#">UB-LCG2</a> <span>ok</span>
<a href="#">UCL-CCC</a> <span>ct</span>	<a href="#">UCL-HEP</a> <span>na</span>	<a href="#">UIOWA-LCG2</a> <span>ok</span>	<a href="#">Umontreal-LCG2</a> <span>ok</span>	<a href="#">Uni-Wuppertal</a> <span>ok</span>	<a href="#">UPV-GRyCAP</a> <span>il</span>
<a href="#">USC-LCG2</a> <span>ok</span>	<a href="#">WARSAW-LCG2</a> <span>il</span>	<a href="#">WEIZMANN-LCG2</a> <span>il</span>			

	sites	countries	totalCPU	freeCPU	runJob	waitJob	seAvail TB	seUsed TB	maxCPU	avgCPU
<b>Total</b>	111	31	9884	5074	2095	789	4784.84	1930.36	19600	9120

Code	Color	Alert Severity
0	#FFFFFF	-
10	#FAFFFA	OK
20	#EEFFFF	INFO
30	#EDEFEE	NOTE
40	#FFFCC	WARN

<http://goc.grid.sinica.edu.tw/gstat/>



## A Word on Network Links...

- Base assumption is that the T0 - T1 links we are talking about are *not* 'public Internet'
- Open *only* to well defined list of hosts / ports
- Whilst this might seem obvious (i.e. a "known known"), important to avoid any last minute "surprises"...

## Conclusions

- We have a clear baseline model for the T0 and T1 sites
  - i.e. need timeline for 10Gbit connections, no later than end 2005
- Need to identify potential T2 sites and understand T2/T1 issues
- Key parameters of LHC Computing Models presented in a common way will greatly facilitate preparation of plans for Service Challenges
  - These will be maintained on an LCG Web-site
- First version of 'Long' Term Plan(-ning) will be presented tomorrow