

DIRAC agents

A.Tsaregorodtsev,
CPPM, Marseille



ARDA Workshop, 7 March 2005, CERN

Outline

- ◆ DIRAC in a nutshell
- ◆ Architecture and components
- ◆ Agent based deployment
- ◆ Conclusion

<http://dirac.cern.ch>

DIRAC in a nutshell

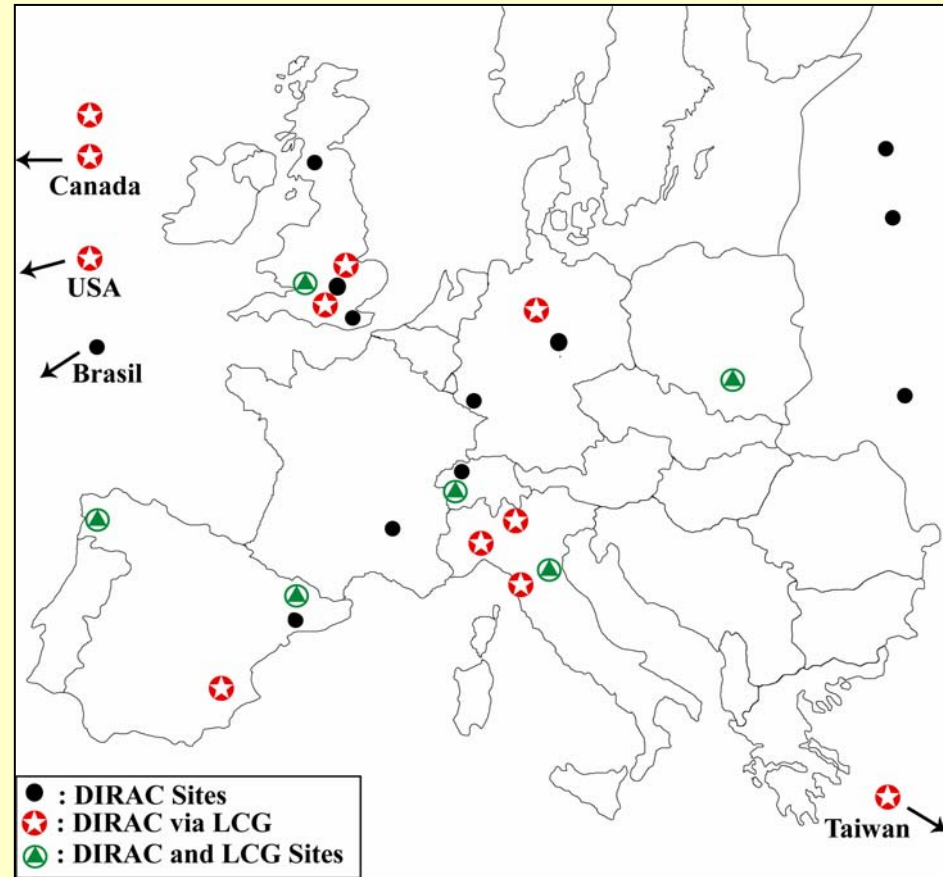
DIRAC – *D*istributed *I*nfrastructure with *R*emote *A*gent *C*ontrol

- ◆ LHCb grid system for the Monte-Carlo simulation data production and analysis
- ◆ Integrates computing resources available at LHCb production sites as well as on the LCG grid
- ◆ Composed of a set of light-weight services and a network of distributed agents to deliver workload to computing resources
- ◆ Runs autonomously once installed and configured on production sites
- ◆ Implemented in Python, using XML-RPC service access protocol



DIRAC scale of resource usage

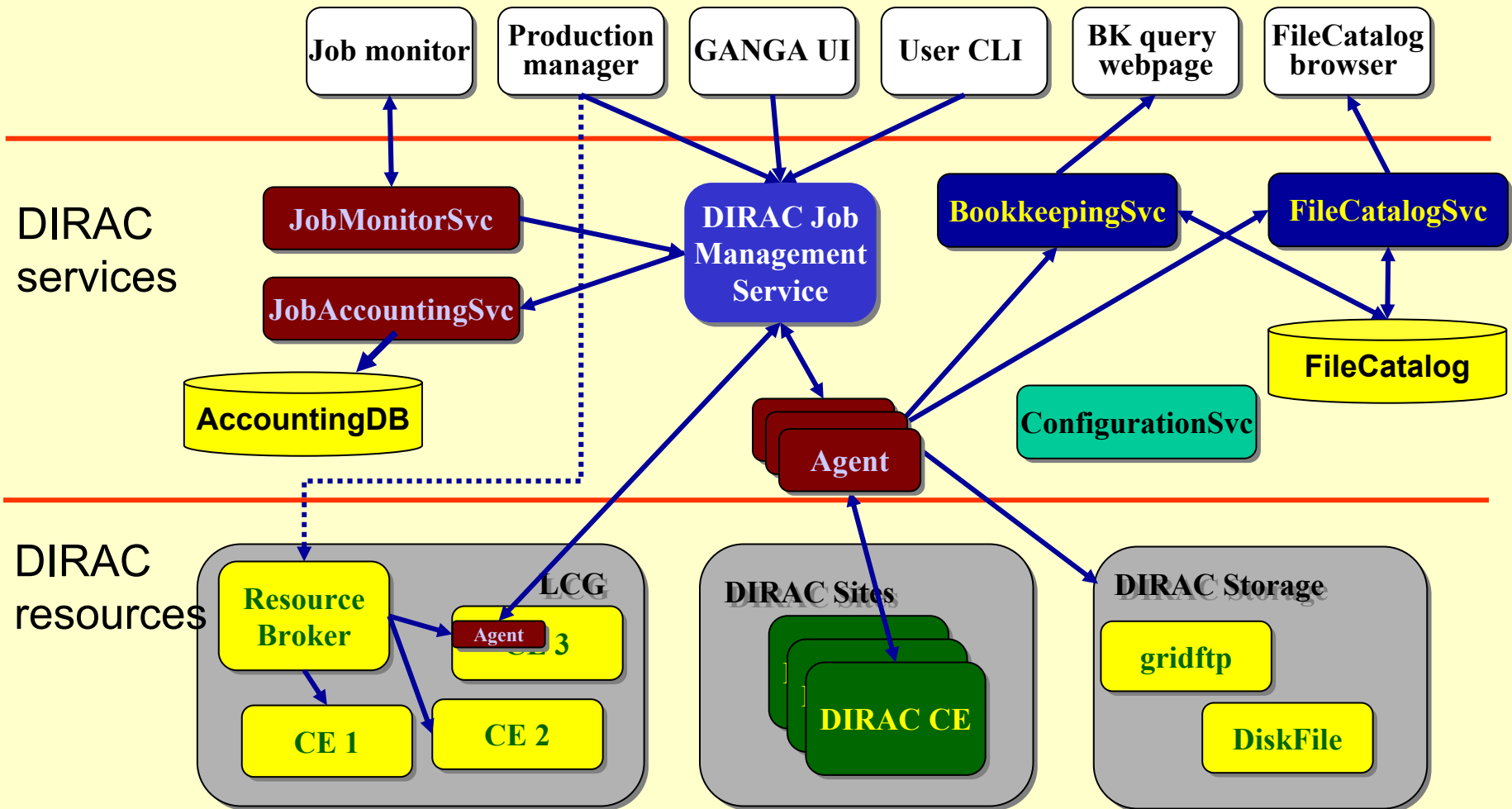
- ◆ Deployed on **20** “DIRAC”, and **40** “LCG” sites
- ◆ Effectively saturated LCG and all available computing resources during the 2004 Data Challenge
- ◆ Supported up to **4500** **simultaneous jobs** across **60** sites
- ◆ Produced, transferred, and replicated **80 TB** of data, plus meta-data
- ◆ Consumed over **425 CPU** **years** during last 4 months



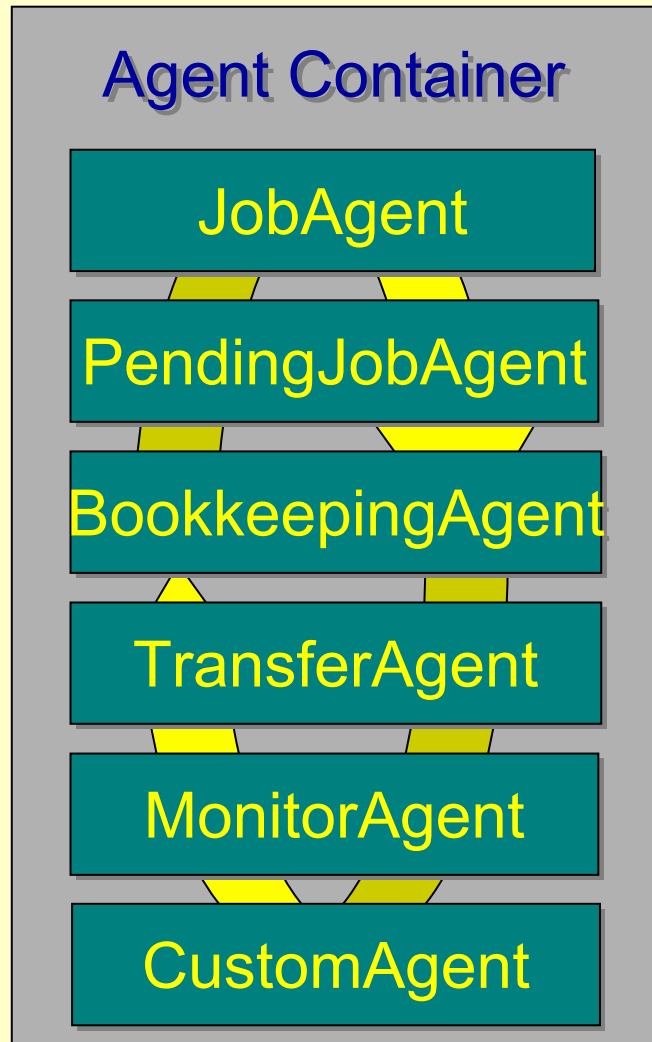
DIRAC design goals

- ◆ Light implementation
 - ✦ Must be easy to deploy on various platforms
 - ✦ Non-intrusive
 - No root privileges, no dedicated machines on sites
 - ✦ Must be easy to configure, maintain and operate
- ◆ Using standard components and third party developments as much as possible
- ◆ High level of adaptability
 - ✦ There will be always resources outside LCGn domain
 - Sites that can not afford LCG, desktops, ...
 - ✦ We have to use them all in a consistent way
- ◆ Modular design at each level
 - ✦ Adding easily new functionality

DIRAC Services and Resources



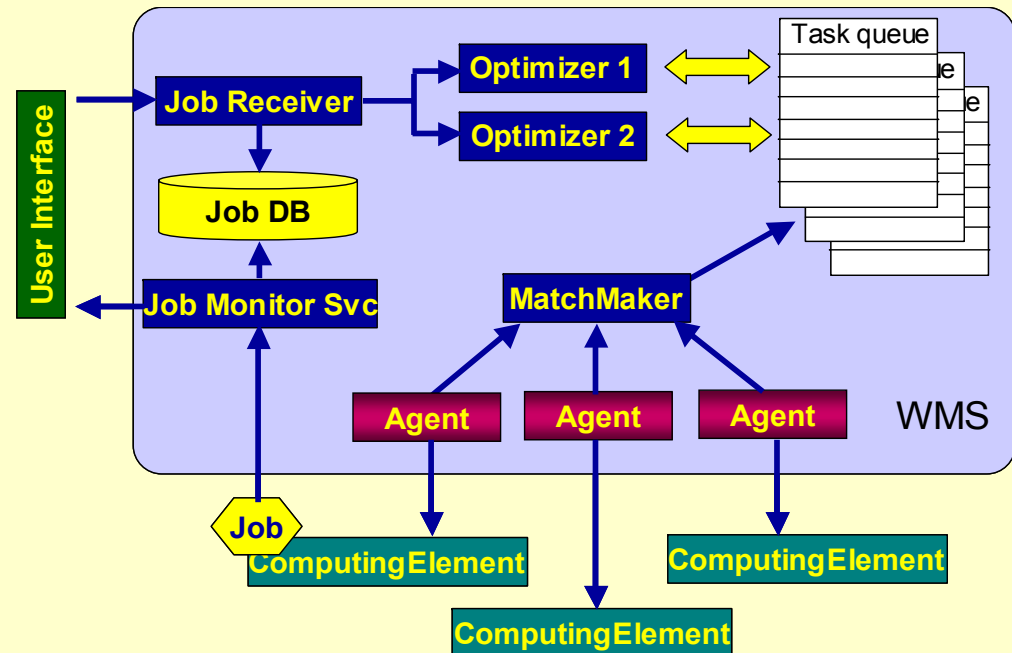
DIRAC: Agent modular design



- ◆ Agent is a container of pluggable modules
 - ✦ Modules can be added dynamically
- ◆ Several agents can run on the same site
 - ✦ Equipped with different set of modules as defined in their configuration
- ◆ Data management is based on using specialized agents running on the DIRAC sites

DIRAC workload management

- ◆ Realizes **PULL** scheduling paradigm
- ◆ Agents are requesting jobs whenever the corresponding resource is free
- ◆ Using Condor ClassAd and Matchmaker for finding jobs suitable to the resource profile
- ◆ Agents are steering job execution on site
- ◆ Jobs are reporting their state and environment to central Job Monitoring service

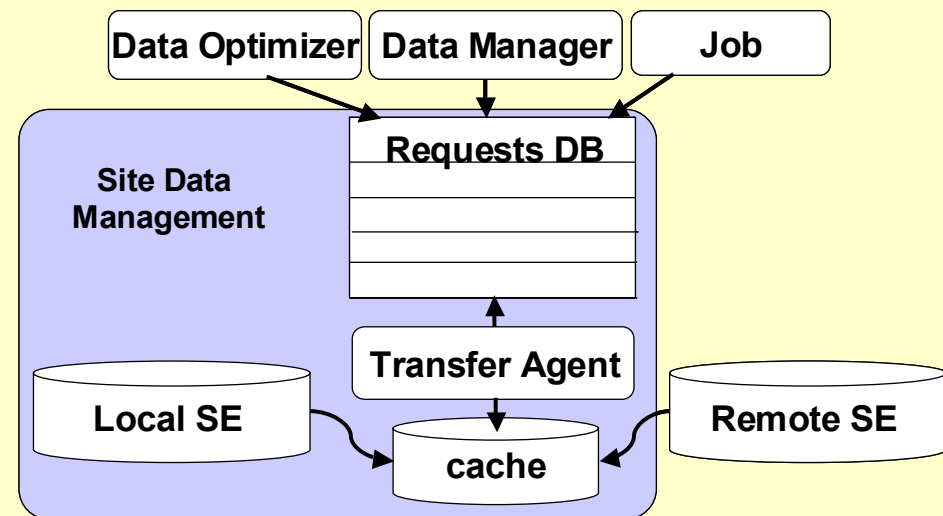


Data management tools

- ◆ DIRAC Storage Element is a combination of a standard server and a description of its access in the Configuration Service
 - ✦ Pluggable transport modules: gridftp,bbftp,sftp,ftp,http, ...
- ◆ DIRAC ReplicaManager interface (API and CLI)
 - ✦ get(), put(), replicate(), register(), etc

- ◆ **Reliable file transfer**

- ✦ Request DB keeps outstanding transfer requests
- ✦ A dedicated agent takes file transfer request and retries it until it is successfully completed
- ✦ Using WMS for data transfer monitoring



Dynamically deployed agents

How to involve the resources where the DIRAC agents are not yet installed or can not be installed ?

- ◆ Workload management with resource reservation
 - ✦ Sending agent as a regular job
 - ✦ Turning a WN into a virtual LHCb production site
- ◆ This strategy was applied for DC04 production on LCG:
 - ✦ Effectively using LCG services to deploy DIRAC infrastructure on the LCG resources
- ◆ Efficiency:
 - ✦ >90 % success rates for DIRAC jobs on LCG
 - ✦ While 60% success rates of LCG jobs
 - No harm for the DIRAC production system
 - ✦ One person ran the LHCb DC04 production in LCG

Dynamically deployed agents (2)

- ◆ Agent installation pseudo-script:
 - > `wget http://.../dirac-install`
 - > `dirac-install [-g]`
 - > `dirac-agent etc/Transfer.ini`
 - > `dirac-agent etc/Job.ini`
- ◆ Agents are written in python
 - ✦ Guaranteed friendly environment for running
- ◆ Necessary globus/lcg libraries and tools are shipped together with agent distribution
 - ✦ Needed outside LCG
 - ✦ Packed in a platform independent way (R.Santinelli)
 - <http://grid-deployment.web.cern.ch/grid-deployment/eis/docs/lcg-util-client.tar.gz>

Instant Messaging in DIRAC

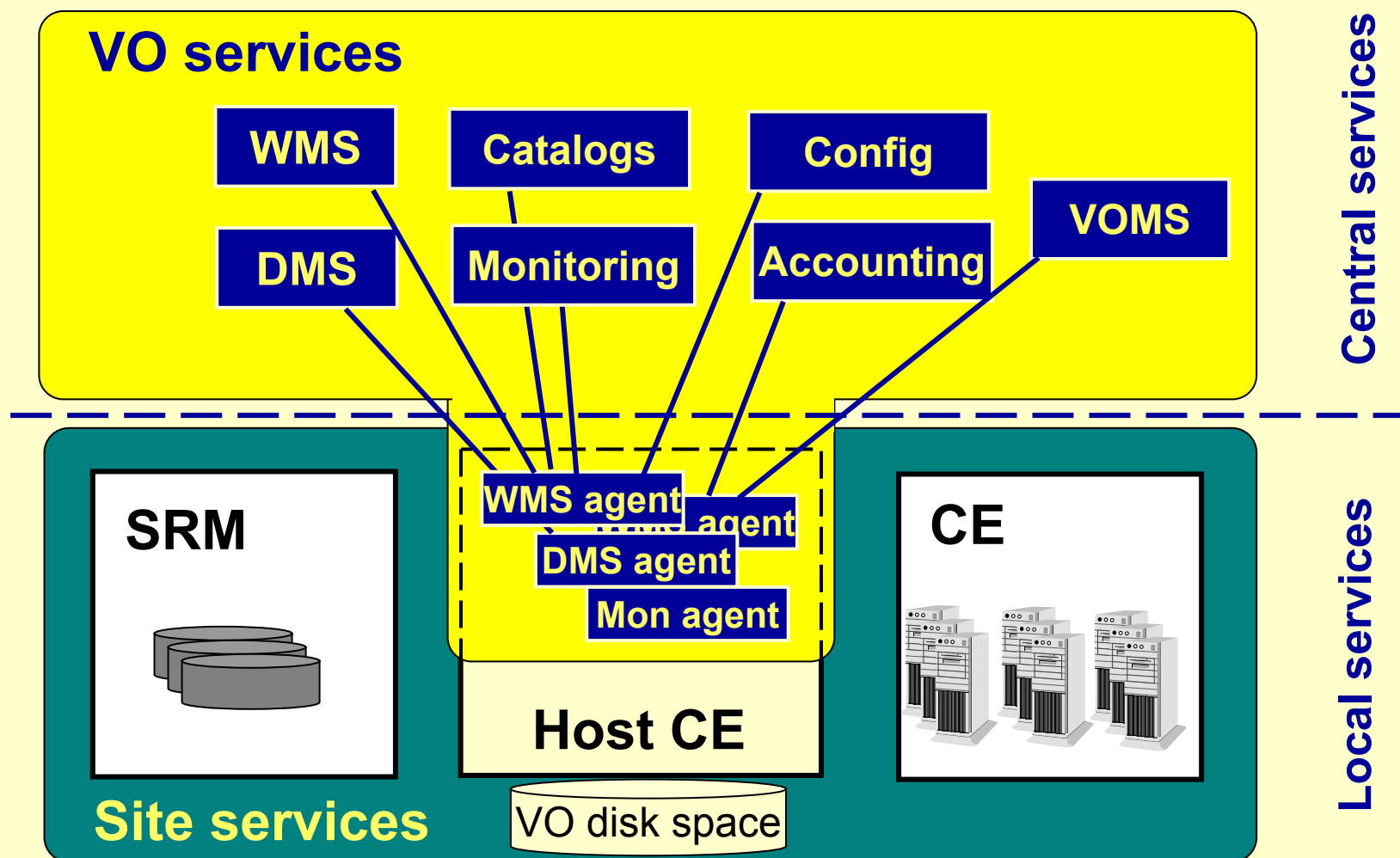
- ◆ Jabber/XMPP IM
 - ✦ asynchronous, buffered, reliable messaging framework
 - ✦ connection based
 - Authenticate once
 - “tunnel” back to client – bi-directional connection with just outbound connectivity (no firewall problems, works with NAT)
- ◆ Used in DIRAC to
 - ✦ send control instructions to components (services, agents, jobs)
 - XML-RPC over Jabber
 - Broadcast or to specific destination
 - ✦ monitor the state of components
 - ✦ interactivity channel with running jobs



Agent based deployment

- ◆ Most of the DIRAC subsystems are a combination of central services and **distributed agents**
- ◆ Mobile agents as easily deployable software components can form the basis of the new paradigm for the grid middleware deployment
 - ✦ The application software is deployed by a special kind of jobs / agent
 - ✦ The distributed grid middleware components (agents) can be deployed in the same way

Deployment architecture



Host CE

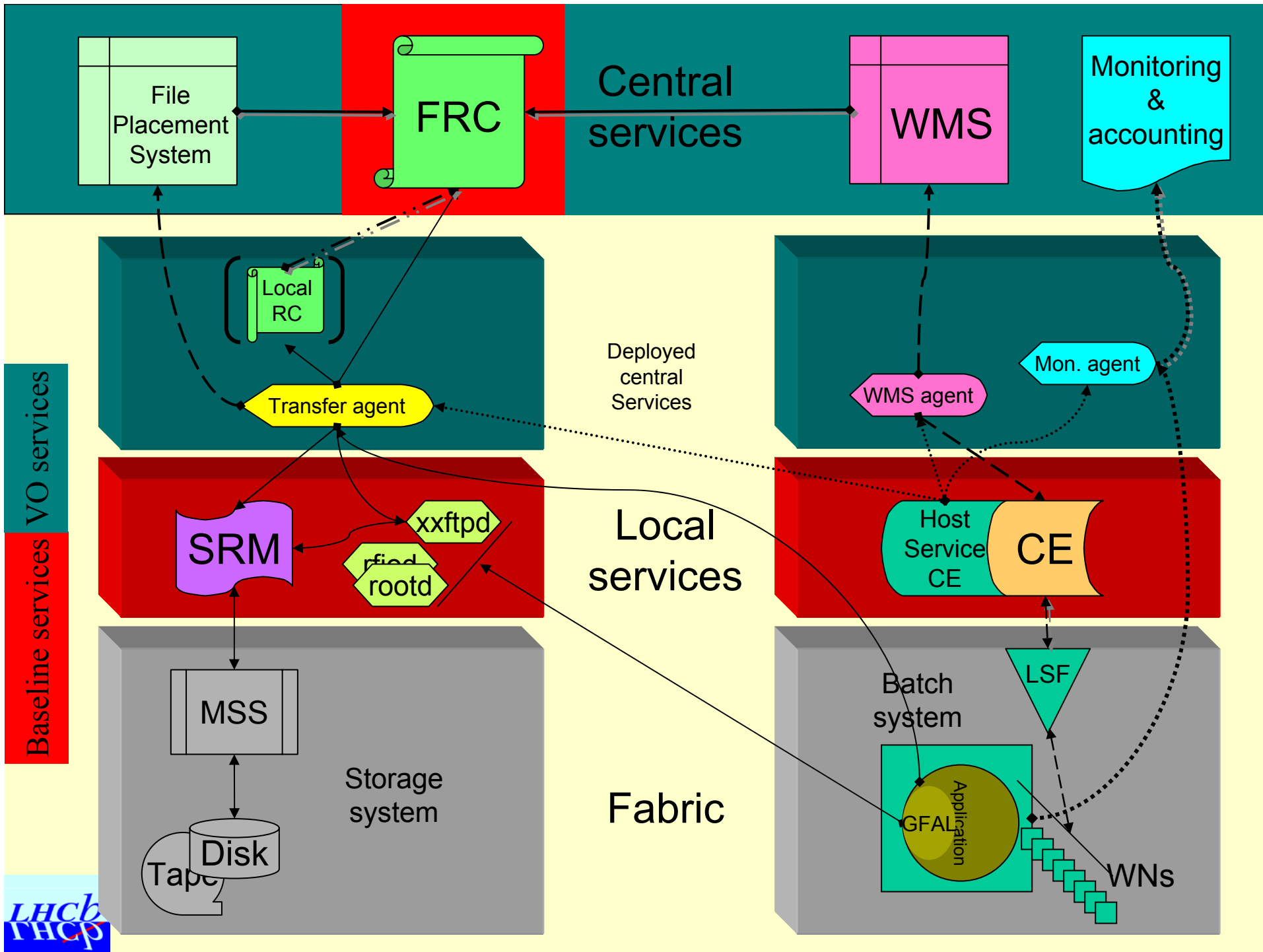
- ◆ Standard CE with specific configuration
- ◆ Restricted access – for VO admins only
- ◆ Out/Inbound connectivity
- ◆ Visible both to external WAN and to the Intranet
- ◆ Provides VO dedicated disk space, database access:
 - ✦ VO software
 - ✦ Requests database
- ◆ No wall clock time limit for jobs
- ◆ No *root* privileges for jobs

Natural distribution of responsibilities

- ◆ Site is responsible for providing resources
 - ✦ Site administrators should be responsible only for deploying software providing access to resources
 - Computing resources – CE (Condor-C ?)
 - Storage resources – SE (SRM ?)
- ◆ Managing the load on the grid is the responsibility of the VO
 - ✦ VO administrators should be responsible for deploying VO services components - even those running on sites

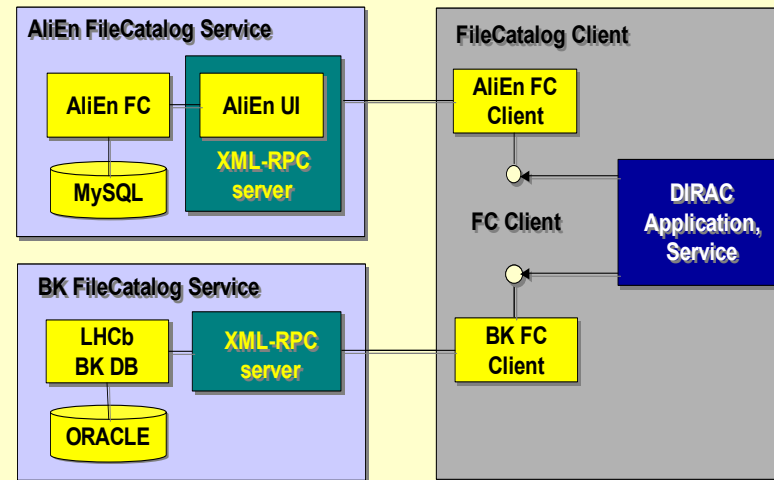
Services breakdown

- ◆ Inspired from the Dirac experience
- ◆ Deployment by RCs of basic services:
 - ✦ Fabric
 - ✦ Basic CE for WM and SRM for DM (on top of MSS and/or DMP)
 - ✦ File access services (rootd / xrootd / rfio...)
- ◆ Deployment by VOs of higher level services
 - ✦ Using deployment facilities made available on site
- ◆ Additional baseline services
 - ✦ File catalogue(s): must be robust and performant
 - ✦ Other services: a la carte



File Catalogs

- ◆ DIRAC incorporated 2 different File Catalogs
 - ✦ Replica tables in the LHCb Bookkeeping Database
 - ✦ File Catalog borrowed from the AliEn project



- ◆ Both catalogs have identical client API's
 - ✦ Can be used interchangeably
 - ✦ This was done for redundancy and for gaining experience
- ◆ Other catalogs will be interfaced in the same way
 - ◆ LFC
 - ◆ FiReMan

Conclusions

- ◆ DIRAC provides an efficient MC production system
- ◆ Data reprocessing with DIRAC has started
- ◆ Using DIRAC for analysis is still to be demonstrated
- ◆ DIRAC needs further developments and integration of third party components
- ◆ Relations with other middleware developments are still to be defined following thorough assessments
- ◆ We believe that DIRAC experience can be useful for the LCG and other grid middleware developments and deployment