

# Physics Landscape Working Group

## CERN Workshop Summary

Convenors:

Volker Büscher (Freiburg), Bogdan Dobrescu (FNAL),  
David Rainwater (Rochester), Michael Schmitt (Northwestern)

*Work Meeting 16-18 Sept. '04 Fermilab • Midterm meetings at Brookhaven & CERN • Final meeting at Fermilab, Fall '05*

# TeV LHC WORKSHOP



*Using the data & experience  
from the Tevatron  
to prepare for the LHC*

**TeV LHC Organizing Committee:**  
Georges Aadou (U. Montreal)  
Ulrich Bauer (SUNY at Buffalo)  
Marcela Carena, Chair (FNAL)  
Sally Dawson (BNL)  
Dan Green (FNAL)  
Ian Hitchhijfe (LBNL)  
Young-Kee Kim (U. Chicago)  
Joe Lykken (FNAL)  
Stephen Mrenna (FNAL)  
Heidi Schellman (Northwestern)  
John Womersley (FNAL)

**Working Groups**  
QCD, Top & Electroweak Physics,  
Higgs, and Physics Landscape.

**Contacts:** Cynthia M. Sazama (FNAL)  
sazama@fnal.gov • tev4lhc-org@fnal.gov

**Information & Registration:** <http://conferences.fnal.gov/tev4lhc/>

Fermilab National Accelerator Laboratory • 300 North State Street • Batavia, IL 60007 • 630/216-8000

Outline:

- Experimental Aspects
- Model-independent Analysis
- Models: Case Studies

# Experimental Aspects

---

## Goals:

- Review differences between Tevatron and LHC algorithms
- Comparison of performance in LHC MC with Tevatron MC and data
- Inject realism into LHC simulation and analysis

## Projects:


- Electrons and Photons (Yuri Gershtein)
- Muons (Carsten Hof, Carsten Magass, Alexey Drozdetskiy)
- Taus (Michael Heldmann, Ingo Torchiani, Volker Büscher)
- Jets and Missing  $E_T$  (Shoji Asai, Song Ming Wang, Reiseburo Tanake)
- tracking and b-tagging (Veronique Boisvert)

**Please add your name to the list!**

## $\tau$ -ID at DØ and ATLAS

Volker Büscher,  
Michael Heldmann,  
Ingo Torchiani

University of Freiburg

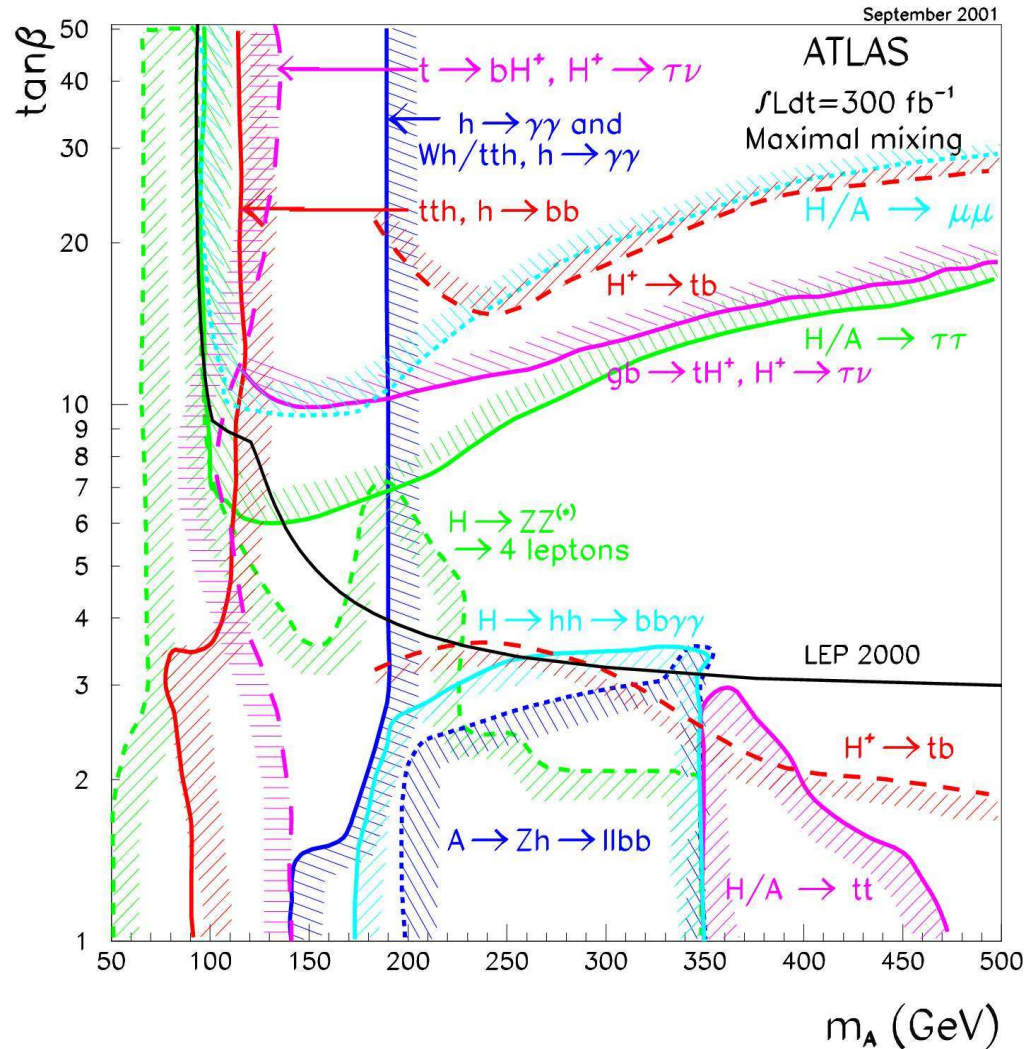


- Motivation
- DØ
- ATLAS
- preliminary comparison
- summary



## Motivation

- At ATLAS we expect a big number of final states involving taus
- Channels using taus
  - $A^0/H^0 \rightarrow \tau\tau$
  - $H^\pm \rightarrow \tau\nu$
  - SUSY with production of  $\tilde{\tau} \rightarrow \tau + \chi^0_1$
  - Standardmodell Higgs (VBF  $qq H \rightarrow qq \tau\tau$ )
  - $Z \rightarrow \tau\tau$  (for commissioning)
  - $\tau$  are perhaps the only way to access the chiral structure of SUSY
- $\rightarrow\tau$ 's are an important signature

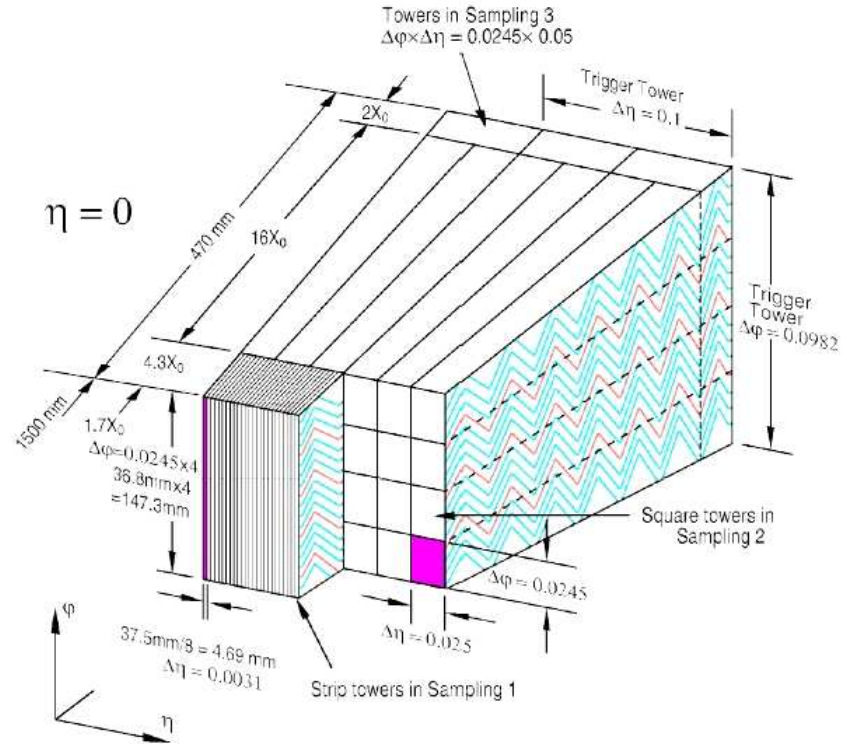
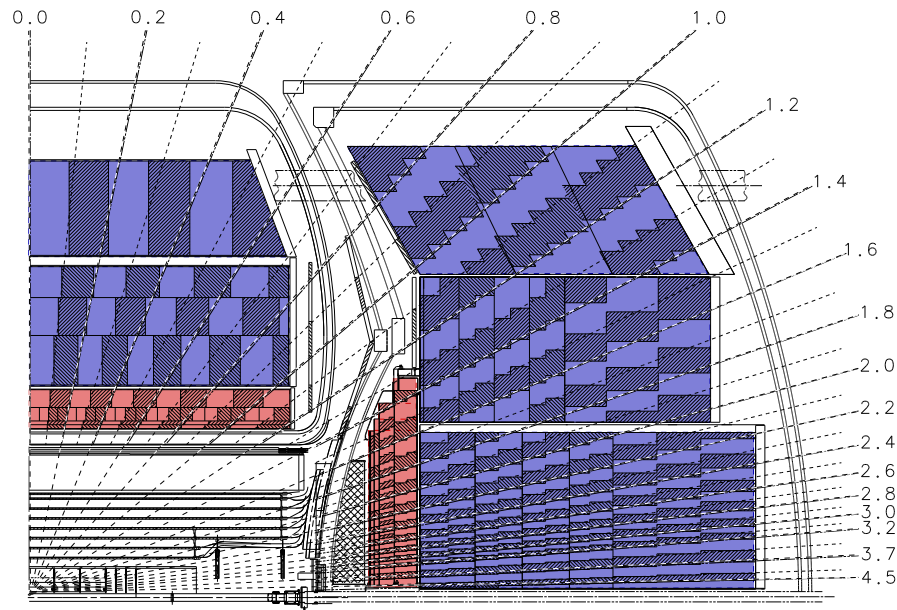


## Preliminary comparison

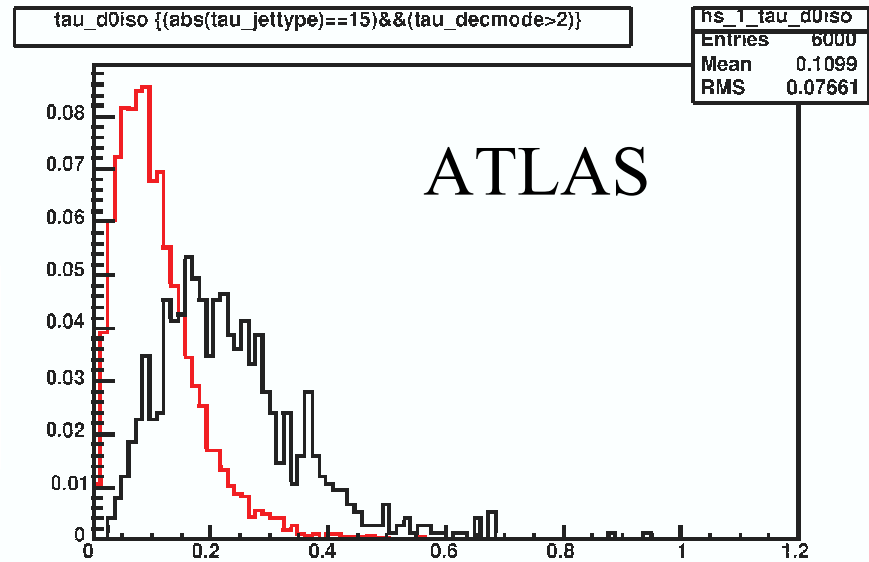
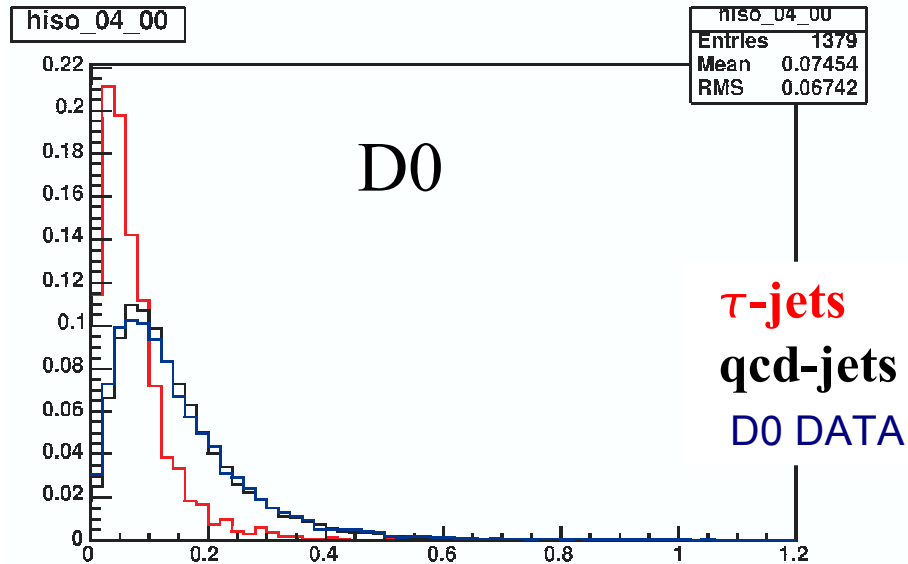
- The goal is to understand what difference we can expect from the results in MC to performance with real data
  - We think we can accomplish establishing a chain of understanding
  - ATLAS Algorithm on ATLAS MC → DØ Algorithm on ATLAS MC →
  - → DØ Algorithm on DØ MC → DØ Algorithm on DØ data
- Therefore we need to implement all variables DØ uses at ATLAS
- Of course because of differences in the detector design the “translation” of variables is not unambiguous
- our convention:
  - DØ EM3 (finely granulated layer in the EM) → ATLAS EM2
  - DØ EM1, EM2 → ATLAS eta-strip layer
  - tower granularity in both cases 0.1x0.1
  - energy thresholds have to be adjusted



# Tau Identification in ATLAS and DØ

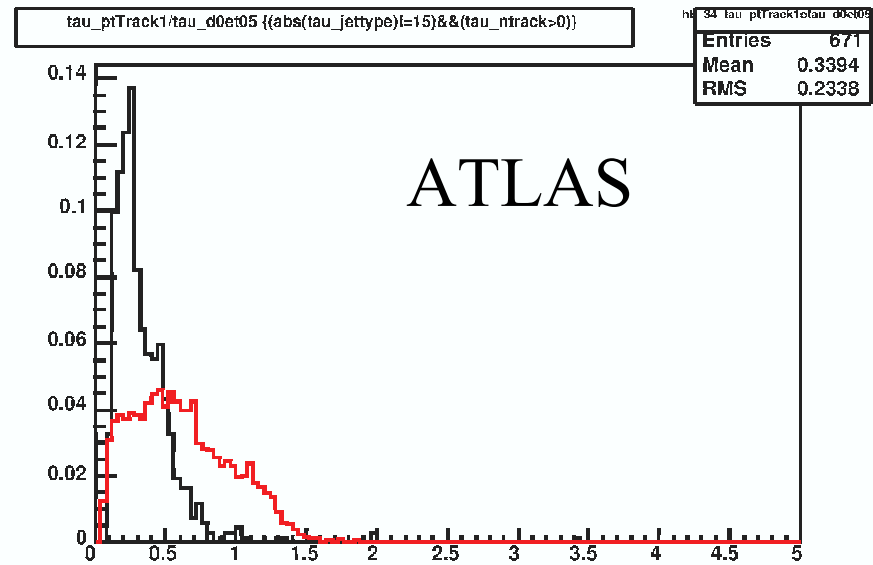
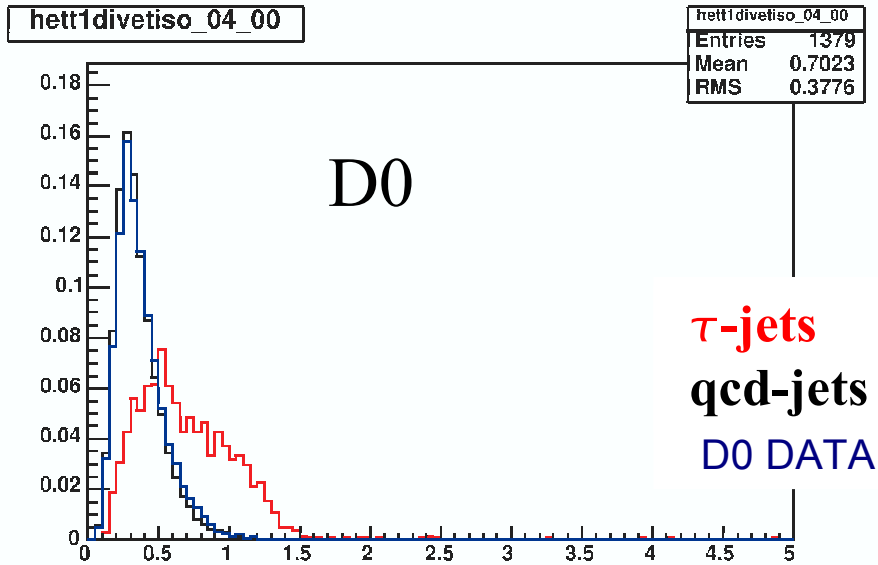


## Tau Isolation:

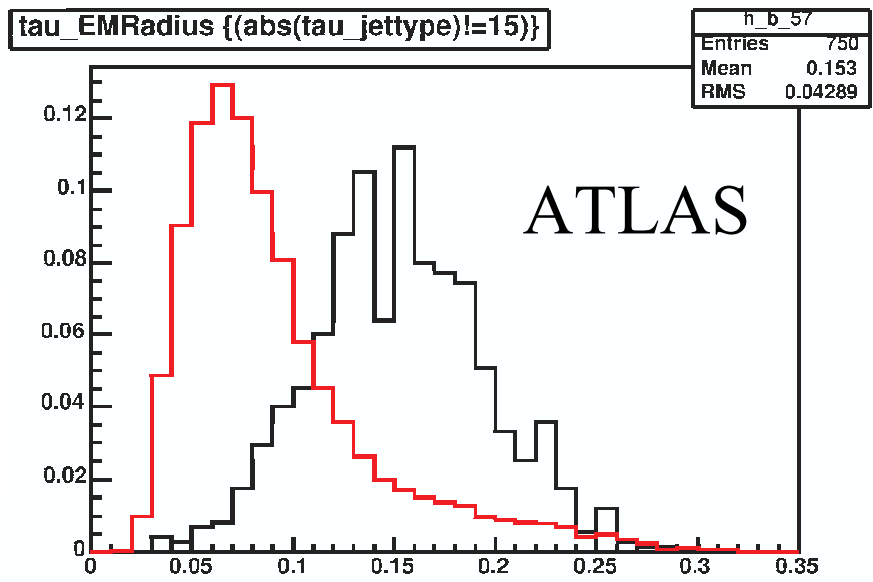
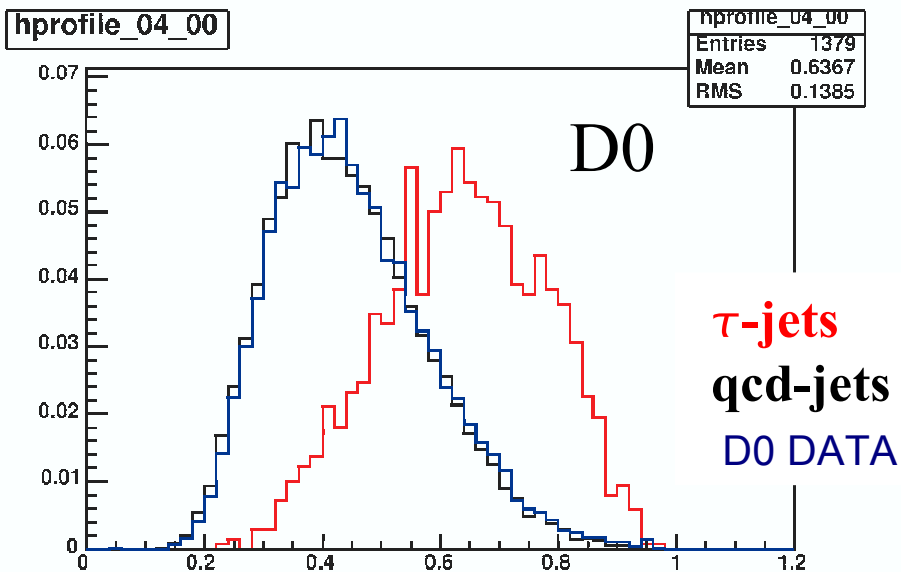


# Tau Identification in ATLAS and DØ

Ratio of track  $p_T$  and calorimeter  $E_T$ :



Width of calorimeter cluster:



## Comparison Performance

- I don't show plots involving non-tau tracks, because DØ uses tracks down to 200MeV, and I have only  $> 1.5\text{GeV}$  at the moment
- As stated before the results are not really comparable, but just to give some idea
- we had a first look, cutting on the DØ variables for ATLAS
  - $\text{iso} < 0.2$
  - $e1e2/ET_t > 0.4$
  - $pT(\text{Trk1})/ET > 0.25$
  - $\text{EM12isof} < 0.3$
  - $\text{EMRadius} < 0.15$
  - **eff = 56%, R=10.6**
- the DØ neural network gives
  - NN eff=57%, R=47                      or                      NN eff=36%, R=125
- for comparison the ATLAS LikelihoodRatio shows
  - LLH eff=57%, R=59                      or                      LLH eff=38%, R=334
- these numbers are normalized to tau-candidates, so they should be corrected for the reconstruction efficiency for the tau-candidates



# Study of Background for SUSY @LHC

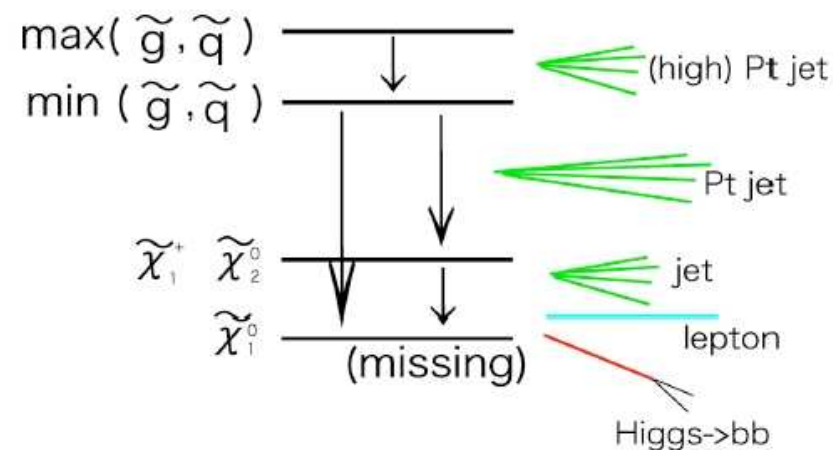
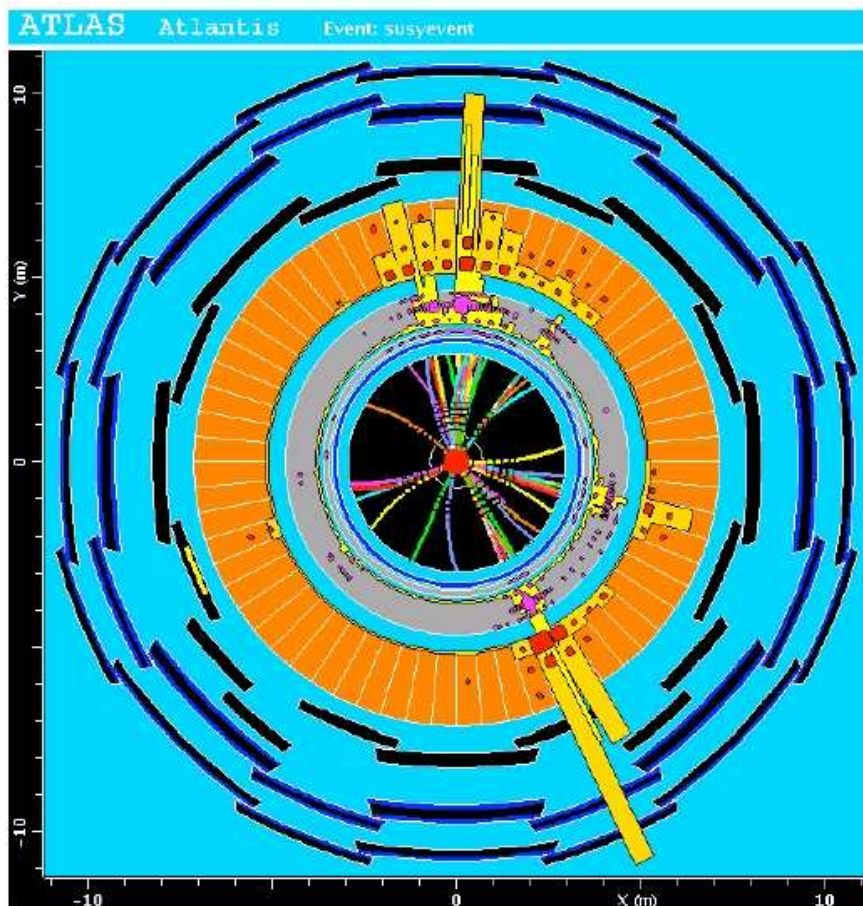
1. Event topologies of SUSY
2. SM background processes
3. Problem in the current estimation
4. Production with ME information
5. ME-PS matching
6. Results
7. Extrapolation for SUSY
8. Summary

S.Asai T.Sasaki and J.Tanaka  
(University of TOKYO)

# SUSY Jets + $E_T$

## 1. Events topology of SUSY (Gravity- mediation + R-parity)

Gluino/squark are produced copiously,  
Cascade decay is followed.



event topologies of SUSY

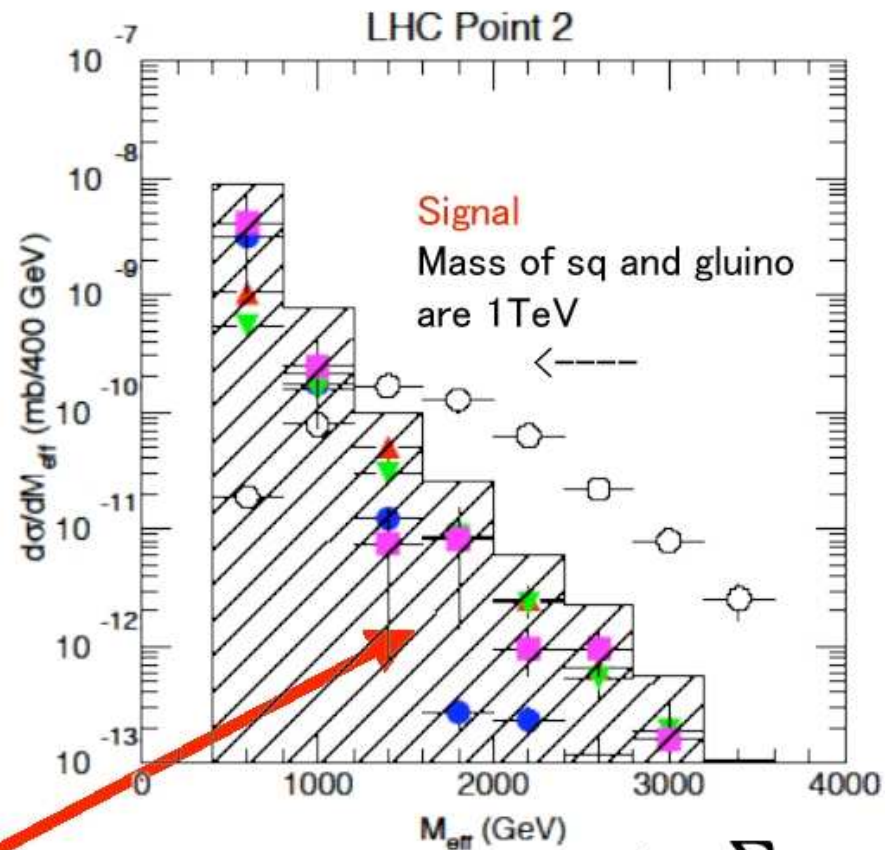
multi  $E_T$  + High  $P_T$  jets + b-jets  
leptons  
 $\tau$ -jets

Especially no or one lepton mode is promising for Discovery

# SUSY Jets + $E_T$

No lepton mode:  $Z(\nu\nu, \tau\tau) + N \text{ jets}$  ▼  
 $W(\tau\nu) + N \text{ jets}$  ▲  
 $tt + N \text{ jets}$  ●  
 $QCD \text{ multi-jets}$  ■  
 (Fake-missing  $E_T$ )

One lepton mode:  $W + N \text{ jets}$   
 $tt + N \text{ jets}$   
 $Z(\tau\tau) + N \text{ jets}$



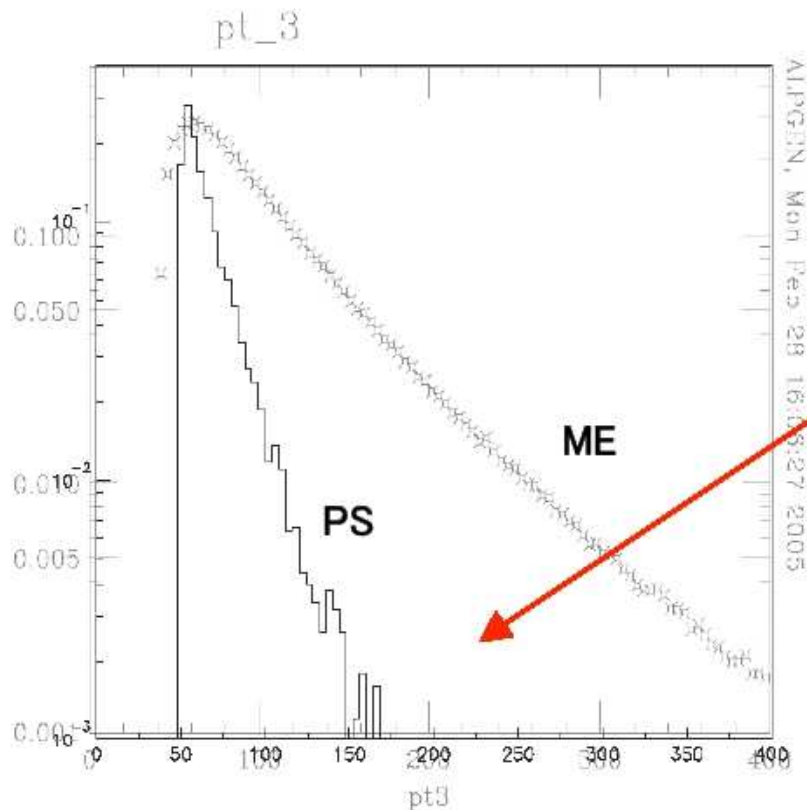
$$= E_T + \sum P_T$$

Up to 4jets

But these backgrounds are estimated with **Parton shower model !!!!!!!** and are underestimated.

High Pt multi-jet also contribute to suppress BG.

## Pt distributions of 3rd jet for Z+ Njets processes



When the distributions are superimposed, You can see significant difference.

Hard jet is not emitted in Parton Show:  
(It is famous problem.)

- Factor of more than 100 is different.
- The same problem is in 2nd,3rd,4th,,,, jets
- Jet contribution should be underestimated in current estimations.

Missing  $E_T > 100\text{GeV}$

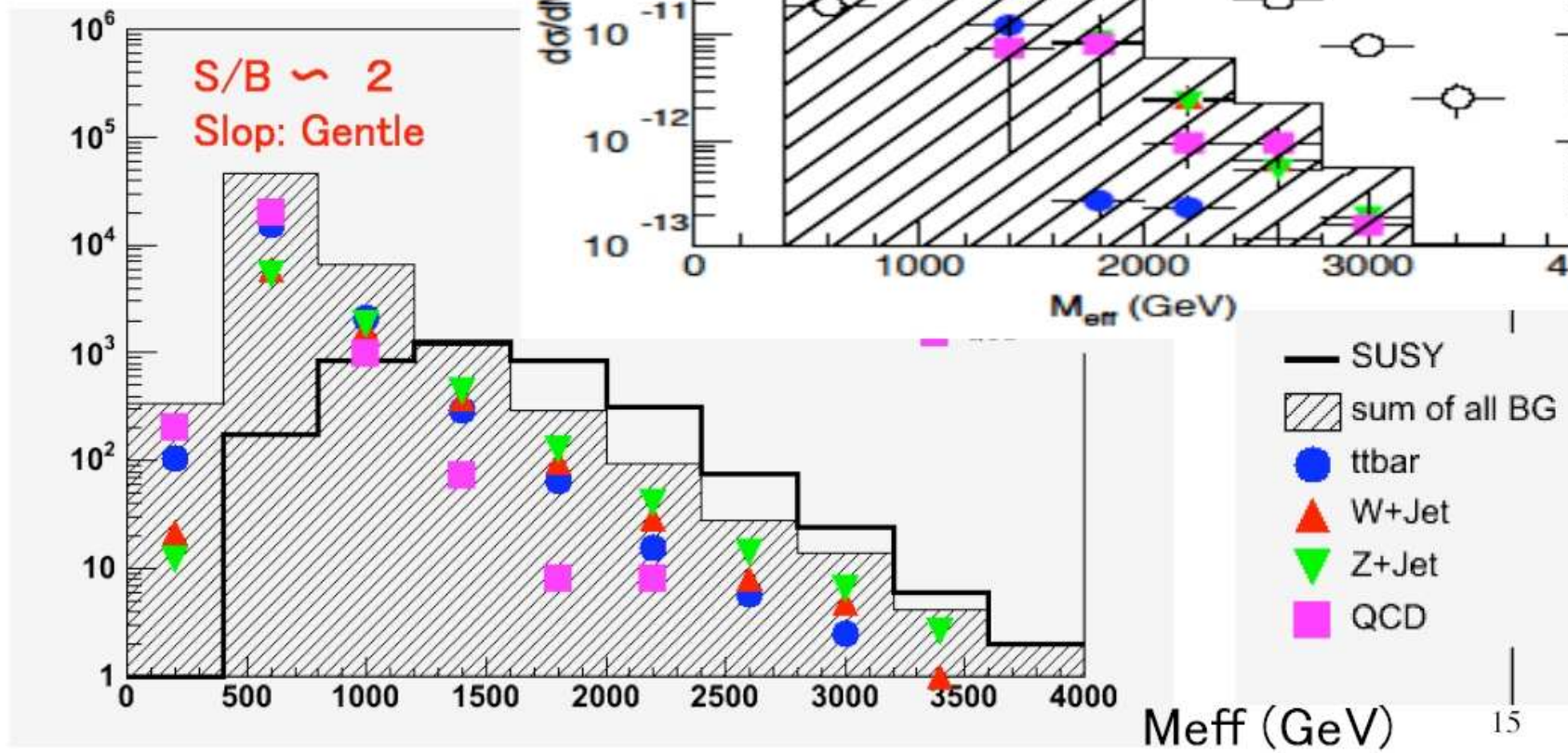
At least one jet(parton) has  $pt > 100\text{GeV}$

At least four jets(partons) have  $pt > 50\text{GeV}$



# SUSY Jets + $E_T$

ME vs PS



$M_{\text{eff}}$  (GeV) 15

# Muons

---

TeV4LHC, CERN, April 2005

First detailed study on the CMS SUSY  
discovery potential with two same sign  
muons in the mSUGRA model

Salavat Abdullin (FNAL)

Darin Acosta (UF)

Paolo Bartalini (UF)

Rick Cavanaugh (UF)

[Alexey Drozdetskiy \(UF\)](#)

Andrey Korytov (UF)

Guenakh Mitselmakher (UF)

Yuriy Pakhotin (UF)

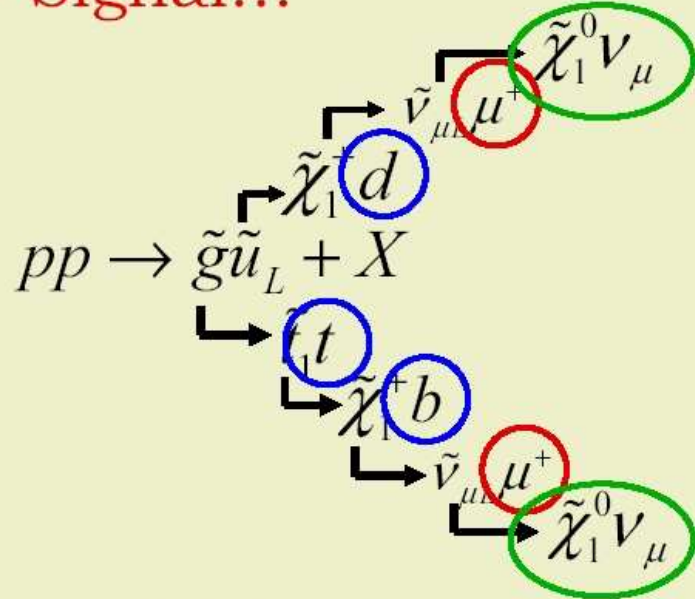
Alexander Sherstnev (MSU)

Bobby Scurlock (UF)

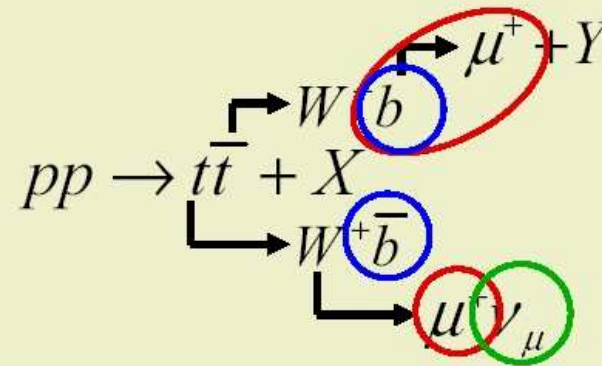
# Muons

## Diagram examples

▷ Signal...



Background...



▷ Variables for cuts:

▷ Missing  $E_T$

▷ Jets  $E_T$

▷ Muon  $P_T$ , Muon Impact Parameter

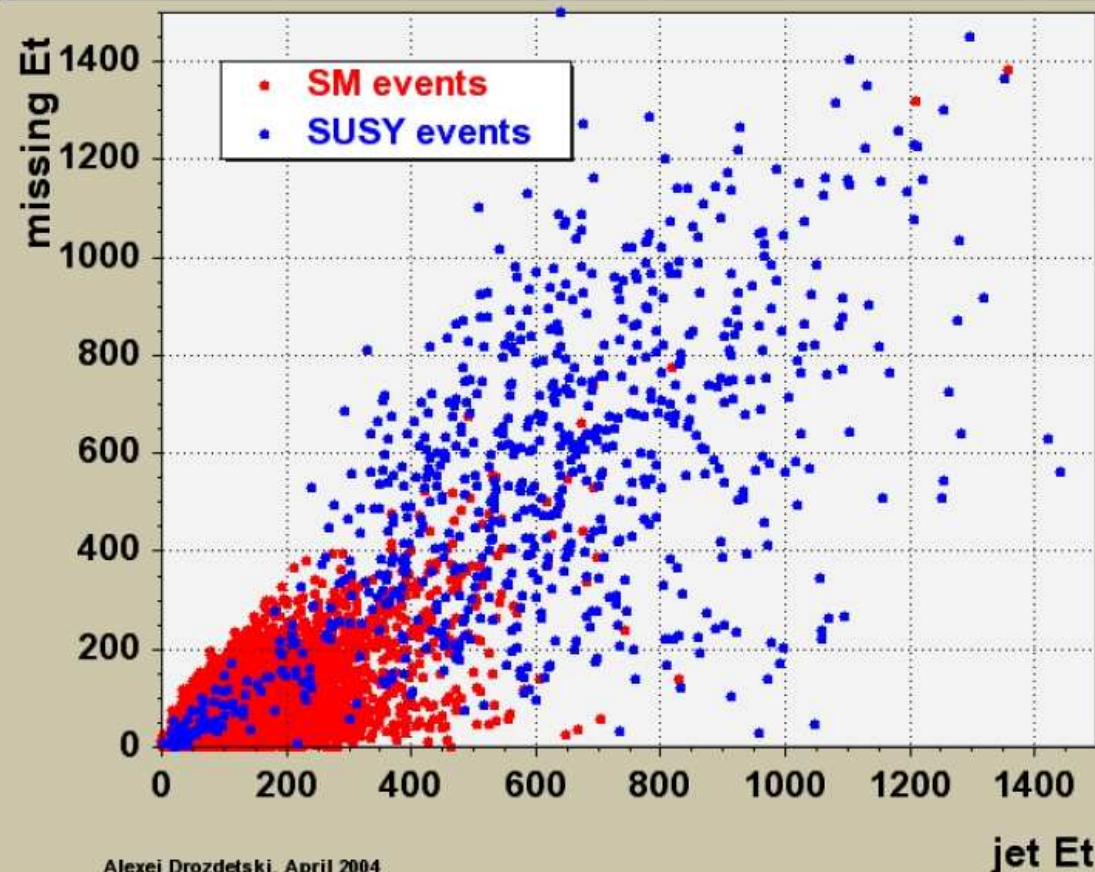
▷ Plus: Muon Isolation, Muon  $\eta$ , Jet  $\eta$ , number of jets/muons, ...



# Muons

## Event kinematics: SM vs. SUSY, example

### Missing Et vs. Et of the highest Et jet

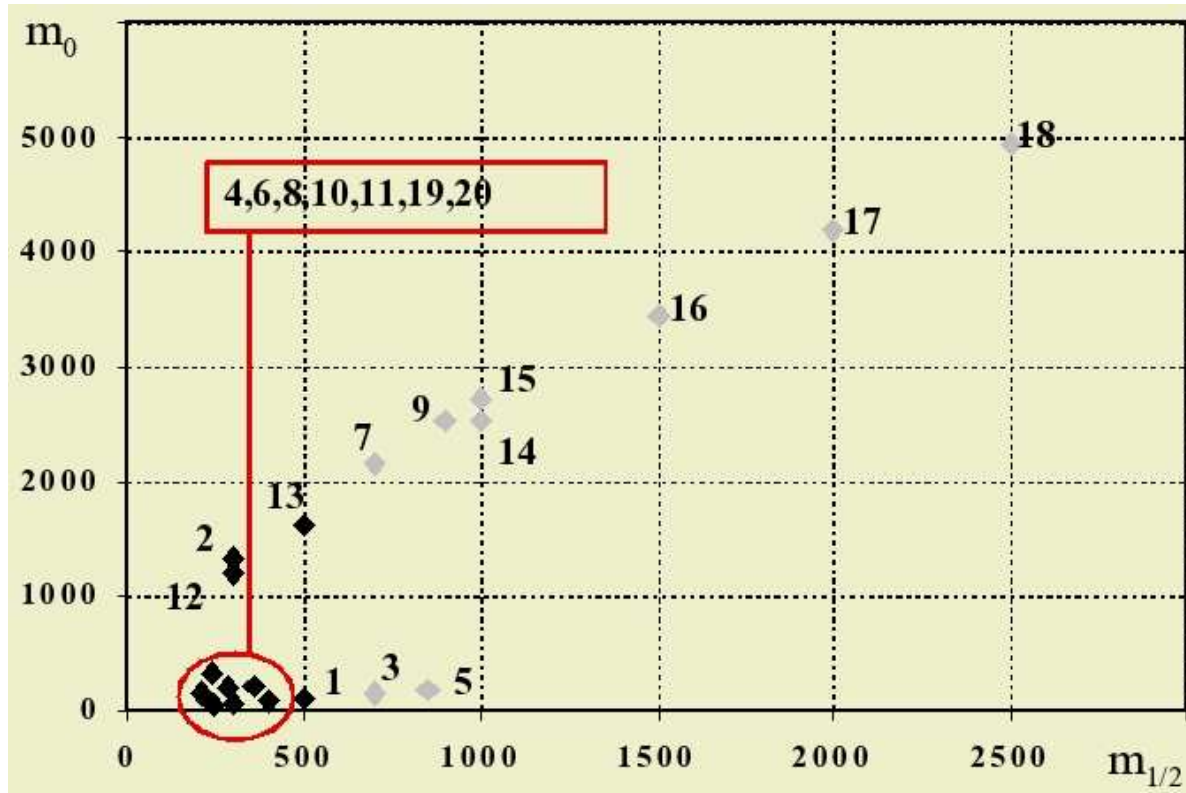


### ▷ SUSY point (#3):

▷  $m_0=149$  GeV,  $m_{1/2}=700$  GeV,  $\tan\beta = 10$ ,  $A_0 = 0$ ,  $\text{sign}\mu > 0$

# Muons

A number of benchmark scenarios can be discovered with  $10 \text{ fb}^{-1}$ :



	Significance	
	SET 1	SET 2
1	9.05	8.06
2	20.8	21.4
3	2	1.44
4	25	48.4
5	0.77	0.46
6	20.6	35
7	0.78	0.4
8	15.5	20.5
9	n/a	n/a
10	31.7	56.1
11	12.1	13.4
12	27.1	28.1
13	6	4
14	n/a	n/a
15	n/a	n/a
16	n/a	n/a
17	n/a	n/a
18	n/a	n/a
19	25.6	39.8
20	20.6	34

## Tevatron like-sign dimuon analyses:

- non-negligible instrumental backgrounds:
  - non-isolated muons from  $b\bar{b}$
  - mismeasurement of muon charge)

→ CMS studies in progress

# Model-Independent Analysis

---

## Goals:

- Assuming observation of a signal, interpret as Standard Model plus one new particle
- Classify new particles according to spin (gauge bosons, fermions, scalars) and charges
- Study each type of particle, understand signatures and how to disentangle them

## Projects:

- Zprimes (Michael Schmitt, Benjamin Trocme, Tim Tait, Bogdan Dobrescu)
- Wprimes (Zack Sullivan, Carsten Hof, Carsten Magass)
- Vectorlike Quarks (Tim Tait, Georges Azuelos)
- TeV-Scale String Resonances (Tao Han, Piyabut Burikham)
- Leptoquarks (Michael Spira, Simona Rolli)
- Gluinos (David Milstead)
- Topgluons, Colorons, ...
- Charged Scalars
- ...

**Please add your name to the list!**



## Distinguishing Z' models in ATLAS



- Motivations
- Current limits and discovery perspectives
- Discriminating variables at LHC:
  - Natural width and cross section
  - Forward - backward asymmetry

# Disentangling Zprimes

## The width & leptonic cross sections

- Partial decay widths(light fermions):

$$\Gamma(Z' \rightarrow f\bar{f}) = N_c \frac{g^2}{\cos^2 \theta_w} \frac{1}{48\pi} (g_V^2 + g_A^2) M$$

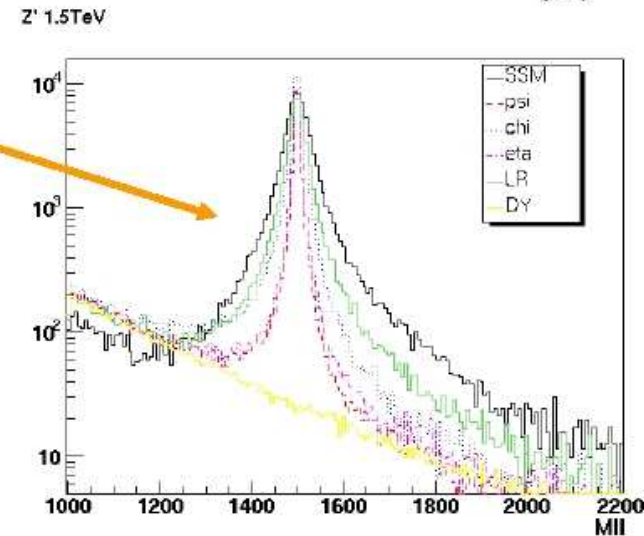
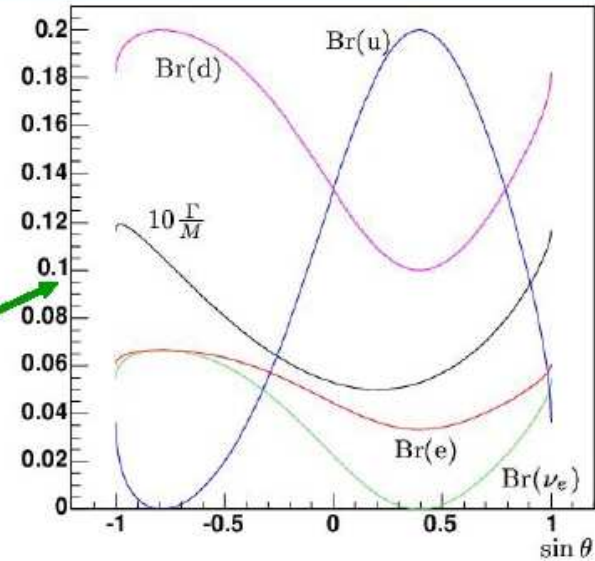
- Width / branching ratios variations in E6 models (assuming no exotic decays)

- Resonance shape for several models (arbitrary normalization)

- Problem : total width altered if  $Z'$  decays in invisible particles ( gauginos by e.g.)

→ Consider instead the product :

$$\sigma_{ll} \times \Gamma$$

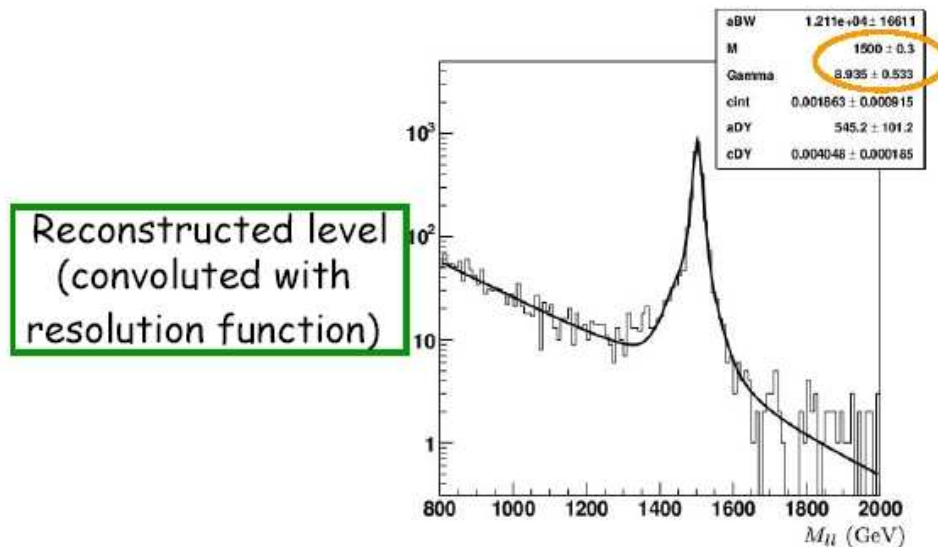
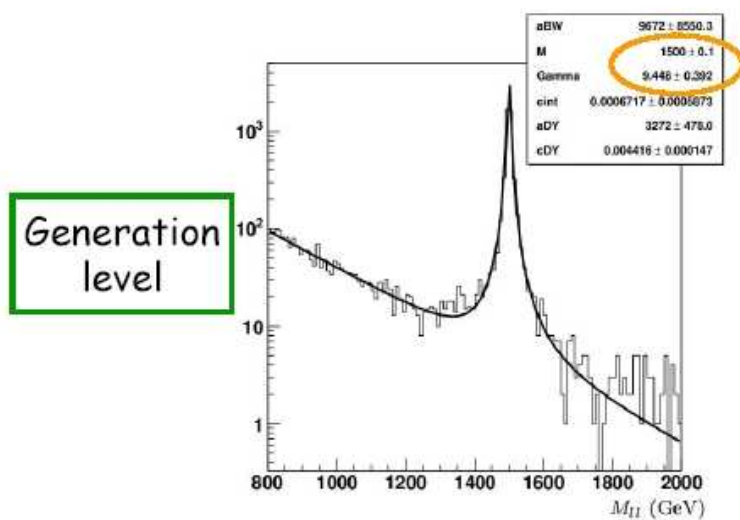




# Disentangling Zprimes

## The width extraction in Atlas

- Analytical fit of di-electron mass: 
$$f(M_{ll}) = \frac{a_{BW} M^2 \Gamma^2}{(M_{ll}^2 - M^2)^2 + M^2 \Gamma^2} \times e^{-c_{int} M_{ll}} + a_{DY} e^{-c_{DY} M_{ll}}$$
- Example :  $\eta$  model ( $M_{Z'} = 1.5\text{TeV}$   $\Gamma_{Z'} = 9.5\text{GeV}$ )



- Given the E/position resolution, the width can be accurately measured.

		$M_{rec}$ (GeV)	$\Gamma_{rec}$ (GeV)	$\Gamma_{gen}$ (GeV)	$\Gamma_{theo.}$ (GeV)
$M = 1.5\text{ TeV}$	<i>SSM</i>	1501.0 ± 0.7	45.2 ± 1.4	44.1 ± 0.9	44.7
	$\psi$	1500.1 ± 0.3	7.5 ± 0.6	6.9 ± 0.5	8.0
	$\eta$	1500.5 ± 0.3	8.7 ± 0.6	9.4 ± 0.4	9.5
	$\chi$	1500.7 ± 0.4	16.5 ± 0.9	18.2 ± 0.5	17.6
	<i>LR</i>	1499.3 ± 0.6	29.3 ± 1.2	31.8 ± 0.7	30.6
$M = 4\text{ TeV}$	<i>SSM</i>	3996.5 ± 2.5	112.9 ± 4.6	121.1 ± 2.7	119.2
	<i>KK</i>	3987.2 ± 6.8	151.4 ± 13.8	159.8 ± 8.0	

# Disentangling Zprimes

The product  $\sigma_{ll} \times \Gamma$

		$\sigma_{ll}^{gen}(\text{fb})$	$\sigma_{ll}^{rec}(\text{fb})$	$\sigma_{ll}^{rec} \times \Gamma_{rec}(\text{fb}\cdot\text{GeV})$
$M = 1.5 \text{ TeV}$	$SSM$	$78.4 \pm 0.8$	$78.5 \pm 1.8$	$3550 \pm 137$
	$\psi$	$22.6 \pm 0.3$	$22.7 \pm 0.6$	$166 \pm 15$
	$\chi$	$47.5 \pm 0.6$	$48.4 \pm 1.3$	$800 \pm 47$
	$\eta$	$26.2 \pm 0.3$	$24.6 \pm 0.6$	$212 \pm 16$
	$LR$	$50.8 \pm 0.6$	$51.1 \pm 1.3$	$1495 \pm 72$
$M = 4 \text{ TeV}$	$SSM$	$0.16 \pm 0.002$	$0.16 \pm 0.004$	$19 \pm 1$
	$KK$	$2.2 \pm 0.07$	$2.2 \pm 0.12$	$331 \pm 35$

- Promising discriminating potential (independent on potential invisible decays).

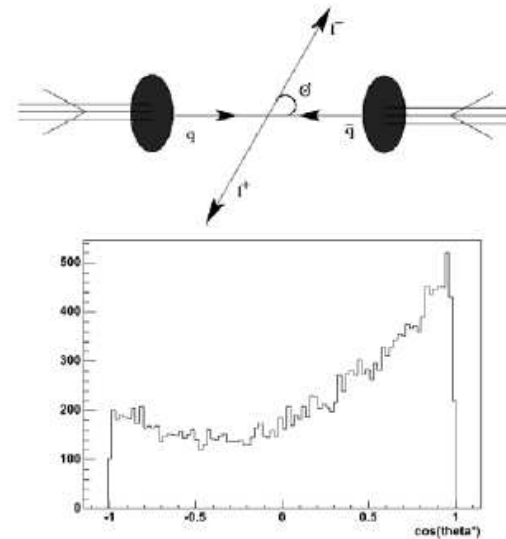


# Disentangling Zprimes

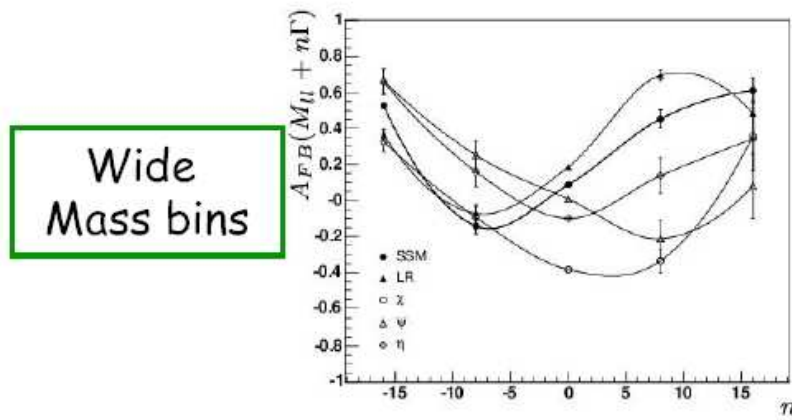
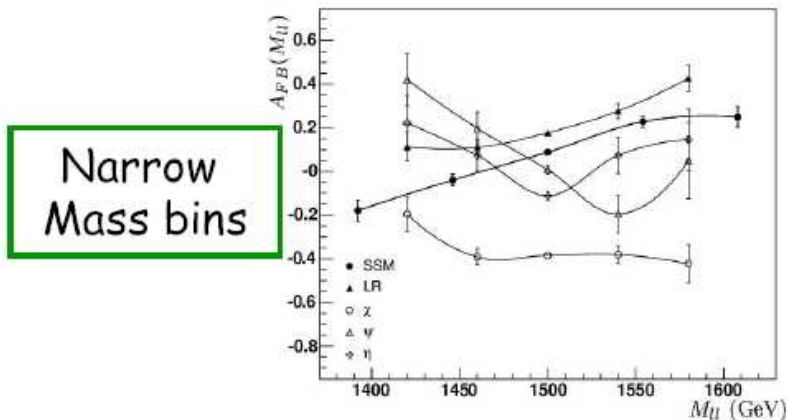
## The forward backward asymmetry : the potential

- Typical spin 1 particle behaviour (Z' may also have spin 2 in different models : warped extra dimensions by e.g. Not considered here) :

$$\frac{d\sigma}{d\cos\theta^*} \propto \frac{3}{8}(1 + \cos^2\theta^*) + A_{FB} \cos\theta^*$$



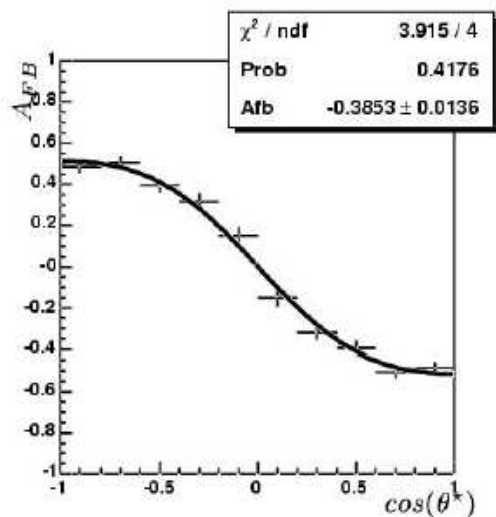
- Asymmetry at generation level for several models with  $M_{Z'} = 1.5$  TeV



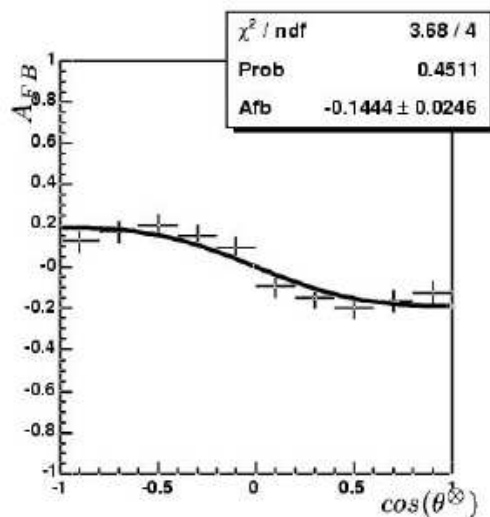
# Disentangling Zprimes

## The $A_{FB}$ extraction in Atlas

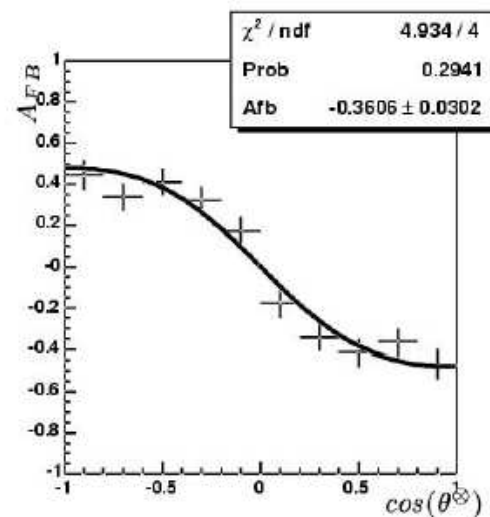
- $A_{fb}$  is deduced with the "ratio" method :
  - Compute  $A_{FB}(\cos\theta)$  by the basic counting method ( $N^+ - N^- / N^+ + N^-$ ) in several bins of  $\cos\theta$
  - Extract  $A_{FB}$  by fitting  $A_{FB}(\cos\theta) = \frac{8}{3} A_{FB} \times \frac{\cos\theta}{1 + \cos^2\theta}$
- Example :  $\chi$  model at  $M_{Z'} = 1.5\text{TeV}$  ( $1.48\text{TeV} < M_{||} < 1.52\text{TeV}$ )



(a) *At generation level*



(b) *Observed*



(c) *Corrected*

## The $A_{FB}$ extraction in Atlas (2)

- The results for all models in the central mass bins

Model	$\int \mathcal{L}(fb^{-1})$	Generation	Observed	Corrected
1.5 TeV				
<i>SSM</i>	100	$+0.088 \pm 0.013$	$+0.060 \pm 0.022$	$+0.108 \pm 0.027$
$\chi$	100	$-0.386 \pm 0.013$	$-0.144 \pm 0.025$	$-0.361 \pm 0.030$
$\eta$	100	$-0.112 \pm 0.019$	$-0.067 \pm 0.032$	$-0.204 \pm 0.039$
$\eta$	300	$-0.090 \pm 0.011$	$-0.050 \pm 0.018$	$-0.120 \pm 0.022$
$\psi$	100	$+0.008 \pm 0.020$	$-0.056 \pm 0.033$	$-0.079 \pm 0.042$
$\psi$	300	$+0.010 \pm 0.011$	$-0.019 \pm 0.019$	$-0.011 \pm 0.024$
<i>LR</i>	100	$+0.177 \pm 0.016$	$+0.100 \pm 0.026$	$+0.186 \pm 0.032$
4 TeV				
<i>SSM</i>	10000	$+0.057 \pm 0.023$	$-0.001 \pm 0.040$	$+0.078 \pm 0.051$
<i>KK</i>	500	$+0.491 \pm 0.028$	$+0.189 \pm 0.057$	$+0.457 \pm 0.073$

- Systematic error associated to  $\varepsilon$  lower than 10%.
- Possible to precisely measure the forward backward asymmetry in Atlas:
  - $\varepsilon$  correction works well.
  - method remains efficient even far away from the resonance with a reduced statistic (not shown here).
  - very promising discriminating potential (especially when including analysis of all mass bins - cf slide 9).

# Leptoquarks

---

## *PROSPINO AND LEPTOQUARKS : FROM TEV. TO TEV*

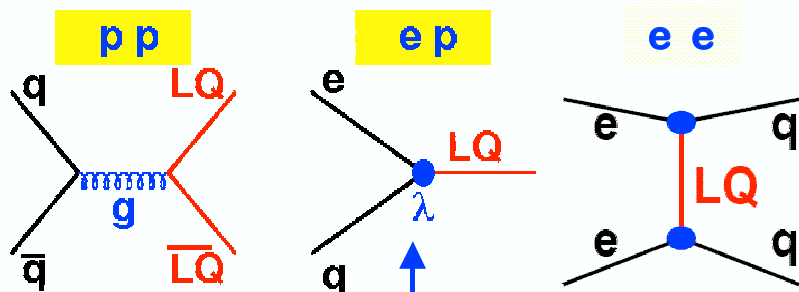
Michael Spira (PSI)

- I PROSPINO
- II Leptoquarks
- III Conclusions

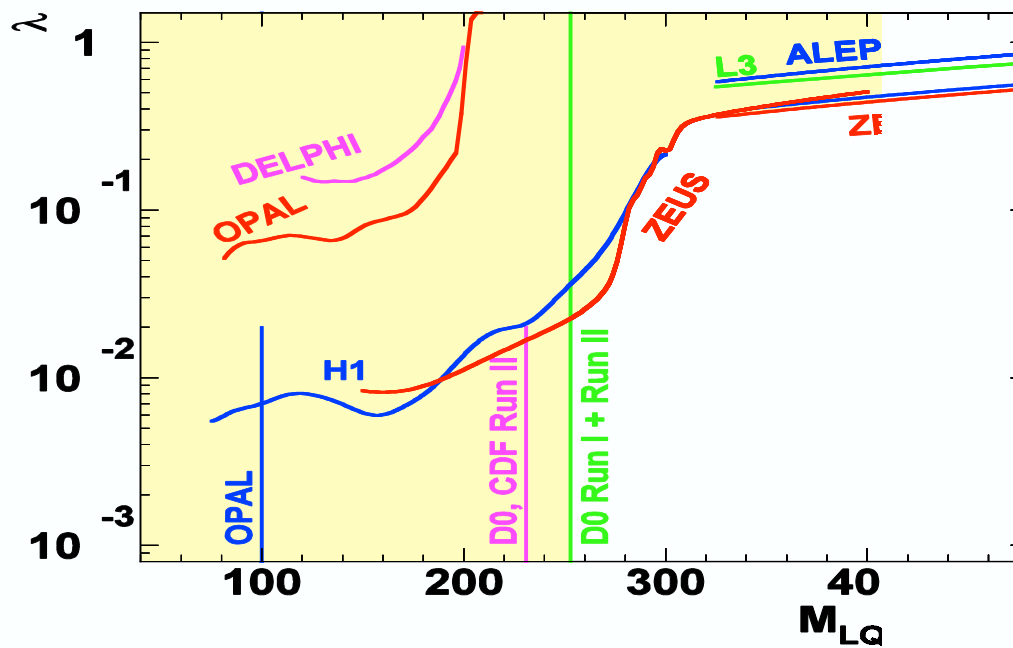
in collaboration with W. Beenakker, M. Krämer, T. Plehn and P. Zerwas

# Leptoquarks

## Comparison with Other Colliders



$\lambda$  dependence

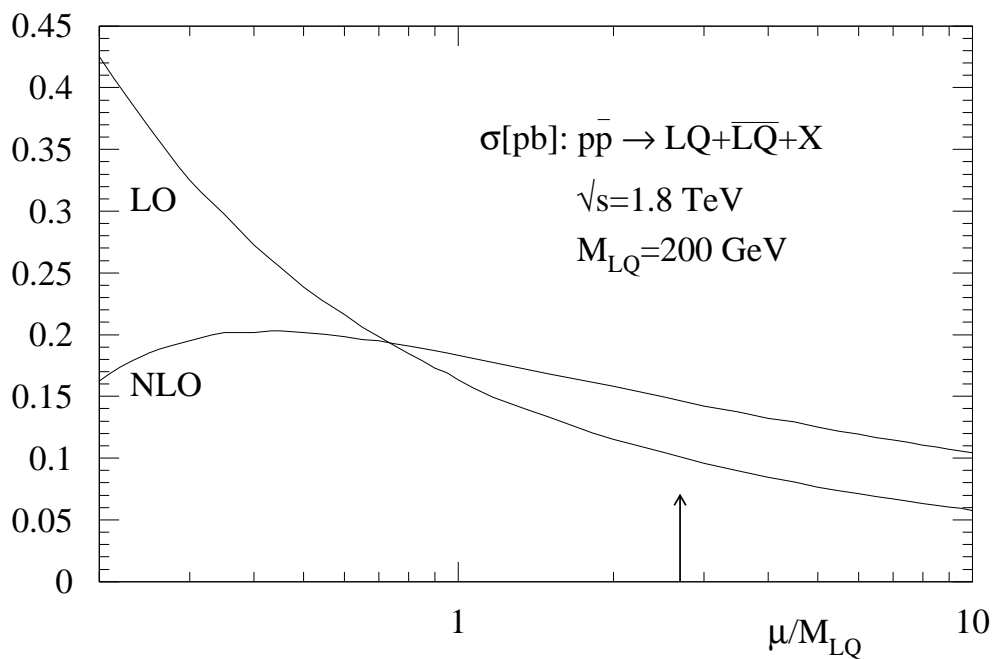
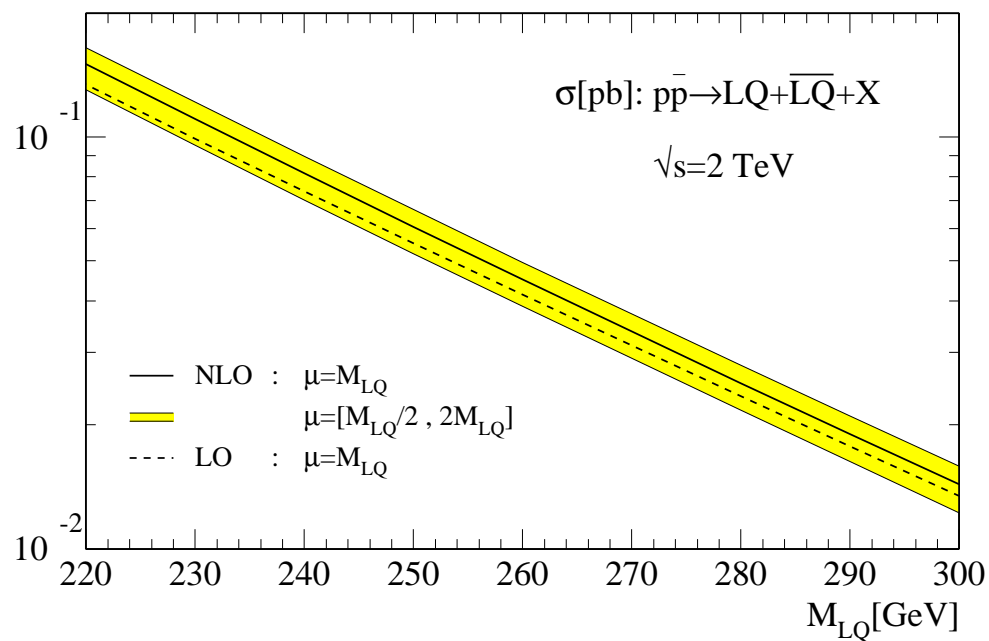


9/16/04

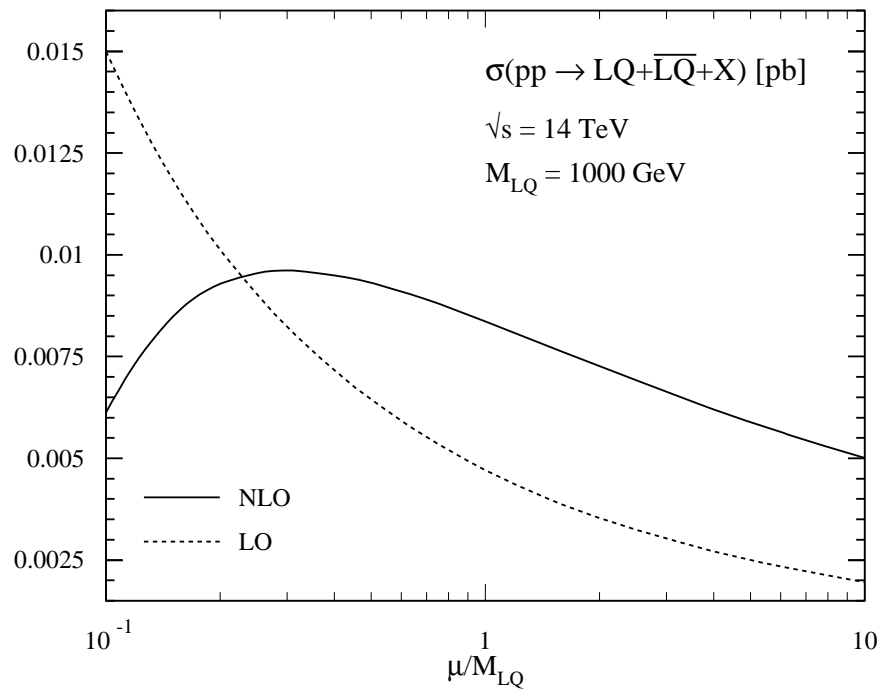
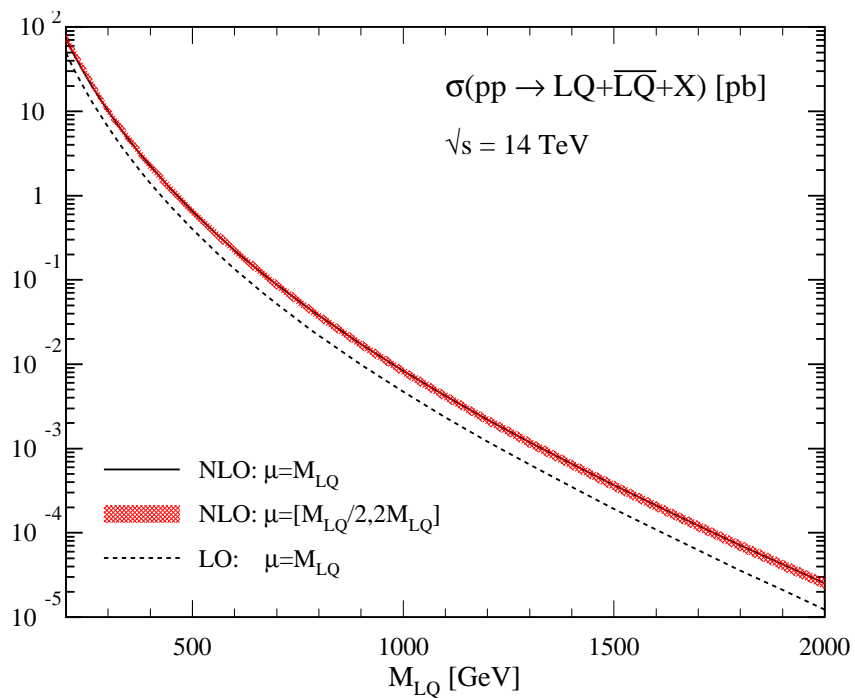
Simona Rolli, TeV4LHC

33

# Leptoquarks



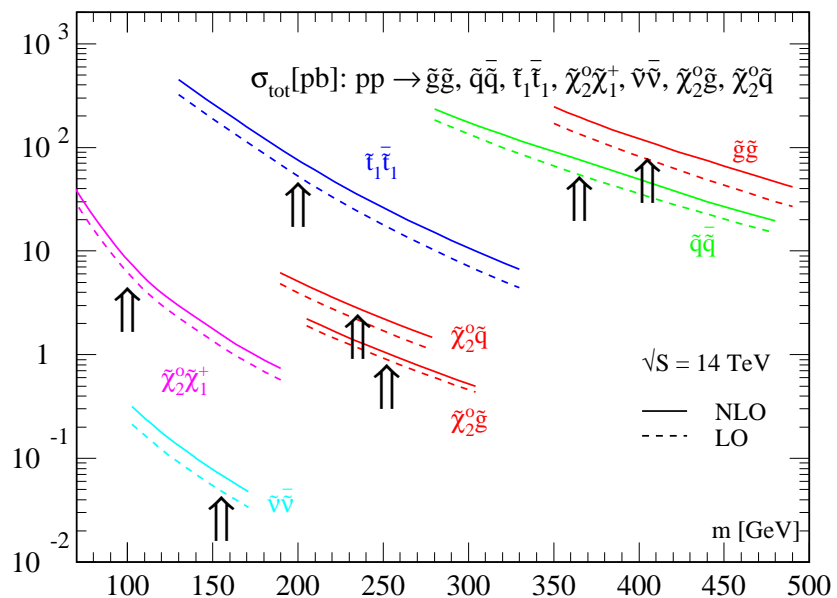
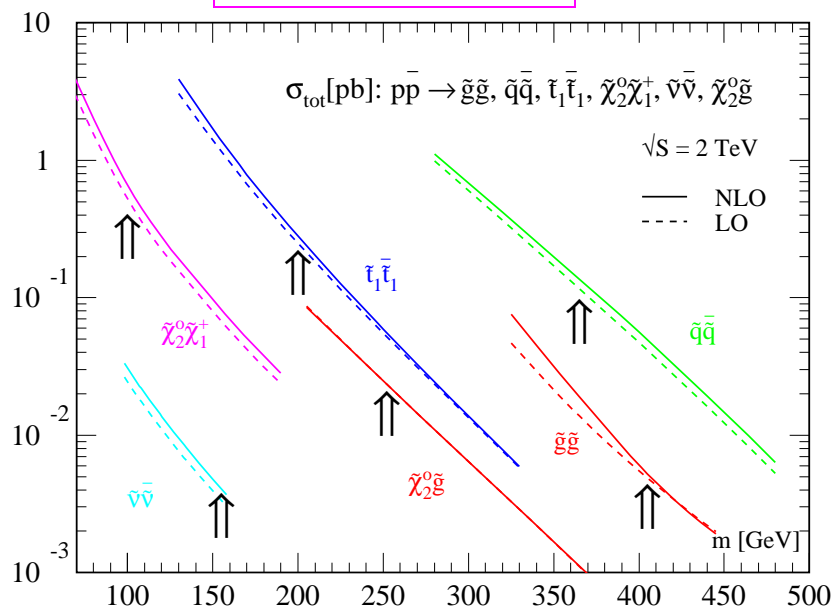
# Leptoquarks





# Leptoquarks

PROSPINO



# Models: Case Studies

---

## Goals:

- For more complex signals (cascades, production of multiple particles), check if consistent with various models
- Large number of models, phenomenology depends on free parameters → case studies

## Projects:

- SUSY
  - mSUGRA (Alexander Belyaev, Tadas Krupovnickas)
  - MSSM (Howie Baer, Georg Weiglein, Csaba Balazs)
  - NMSSM (Sabine Kraml, Cyril Hugonie)
  - Stops (Sabine Kraml, Joe Lykken, Shoji Asai)
  - Disentangling Models (Dirk Zerwas et al. (SFITTER), Bob Kehoe, Gordon Kane)
  - Tools (Michael Spira (PROSPINO), Peter Skands (SLHA))
- Universal Extra Dimensions (Kyoungchul Kong, Konstantin Matchev, Satya Nandi)
- Signal Generators and tools for Extra Dimensions (Albert de Roeck et al.)
- Little Higgs Models with T-Parity (Jay Hubisz)
- Technicolor (Ken Lane)
- Higgsless Models (Andreas Birkedal)

**Please add your name to the list!**

# SUSY searches: where Tevatron may help LHC analyses

SABINE KRAML

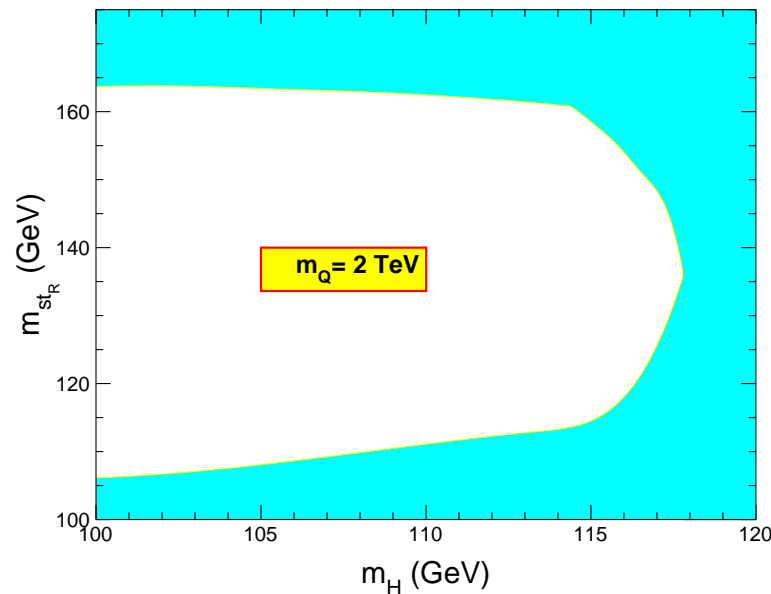
CERN PH-TH

(APART Fellow of the Austrian Academy of Sciences)

*TeV4LHC workshop, CERN, 28-30 April 2005*

## Light Stop

Motivation: sufficiently strong first order phase transition to preserve generated baryon asymmetry



$$m_h \lesssim 120 \text{ GeV}$$

$$m_{\tilde{t}_1} \lesssim 165 \text{ GeV}$$

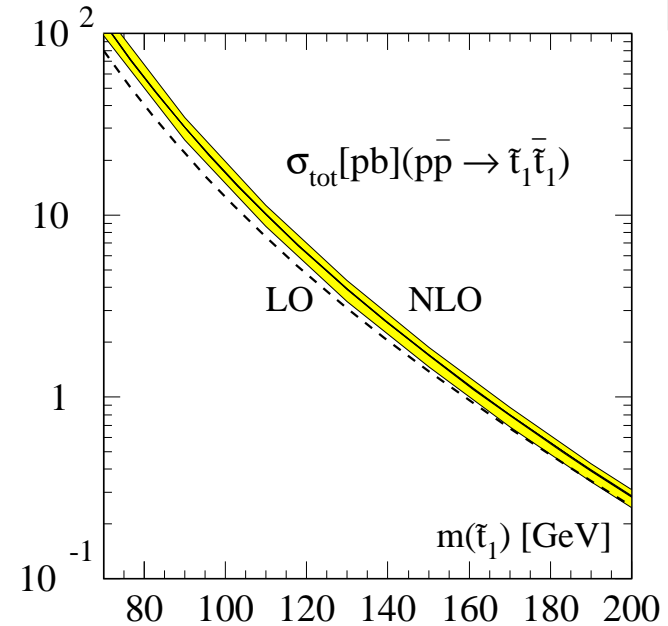
moderate  $\tan \beta \sim 5$

[Carena, Quiros, Wagner, 1998]

NB: Right  $\Omega h^2$  from  $\tilde{\chi}_1^0 \tilde{t}_1$  coannihilation:  $m_{\tilde{t}_1} - m_{\tilde{\chi}_1^0} \sim 30 \text{ GeV}$ .  
Otherwise other contributions from e.g. light sleptons needed.

## $\tilde{t}_1$ rates and signatures

- Large rate of  $p\bar{p} \rightarrow \tilde{t}_1\bar{\tilde{t}}_1$
- Decay  $\tilde{t}_1 \rightarrow c\tilde{\chi}_1^0 \rightsquigarrow 2j + \cancel{E}_T$
- Other modes:  $\tilde{t}_1 \rightarrow b\tilde{\chi}_1^\pm, bW\tilde{\chi}_1^0, bl\tilde{\nu}$
- If gluino mass  $\sim 300\text{--}400$  GeV:  
 $p\bar{p} \rightarrow \tilde{g}\tilde{g} \rightarrow tt\tilde{t}_1\bar{\tilde{t}}_1$   
 ca. 50% of SUSY cross section



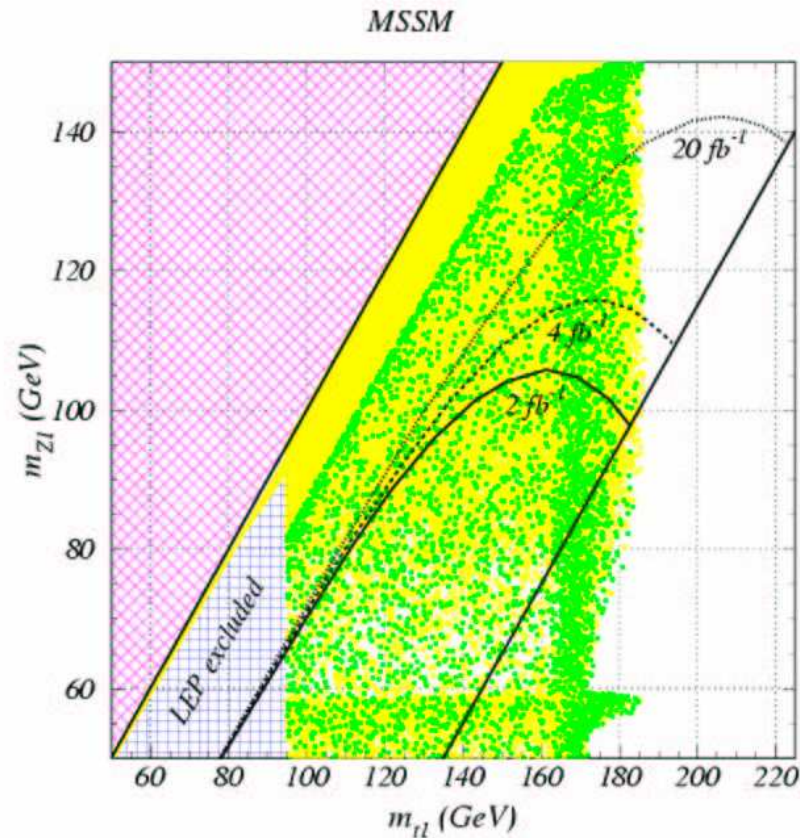
[Plehn, Spira]

- Possible discovery channel at Tevatron
- At LHC:  $pp \rightarrow \tilde{g}\tilde{g} \rightarrow tt\tilde{t}_1\bar{\tilde{t}}_1, pp \rightarrow \tilde{g}\tilde{b} \rightarrow tW\tilde{t}_1\bar{\tilde{t}}_1, \dots$

VERY difficult if stop is light



## Tevatron reach for $\tilde{t}_1 \rightarrow c\tilde{\chi}_1^0$

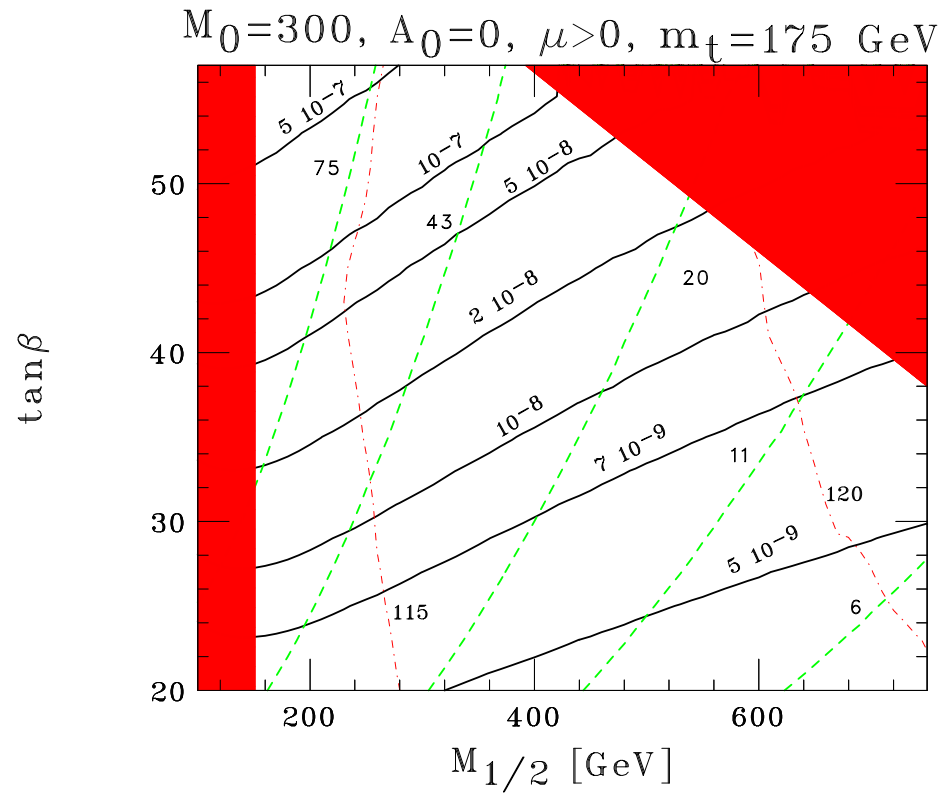


[Balazs, Carena, Wagner, hep-ph/0403224]

## $\text{BR}(B_s \rightarrow \mu\mu)$

- Present bound:  $\text{BR}(B_s \rightarrow \mu^+ \mu^-) < 5.8 \times 10^{-7}$
- SM prediction:  $\text{BR}(B_s \rightarrow \mu^+ \mu^-) = (3.4 \pm 0.5) \times 10^{-9}$
- In SUSY, the  $B \rightarrow \mu\mu$  branching ratio grows like  $\tan^6 \beta$ , orders of magnitude enhancement,  $\text{BR} \sim 10^{-7}$  for  $\tan \beta = 50$
- If deviation from SM prediction observed at the Tevatron:
  - ★ large  $\tan \beta$  interpretation in SUSY ★
- Consequence: expect many  $\tau$ 's in SUSY decay chains at Tevatron and LHC  $\rightarrow$  optimize  $\tau$  identification, want good  $\tau$  energy and polarization measurements, etc.

## $BR(B_s \rightarrow \mu\mu)$



[Dedes, Dreiner, Nierste, hep-ph/0108037]

## SFITTER: Impact of TeVatron data

Remi Lafaye, Tilman Plehn, Dirk Zerwas  
CERN and LAPP, MPI Munich, LAL Orsay

TeV4LHC Workshop

CERN

April 29, 2005

- Introduction
- SPS1a
- Some scenarios
- Conclusions

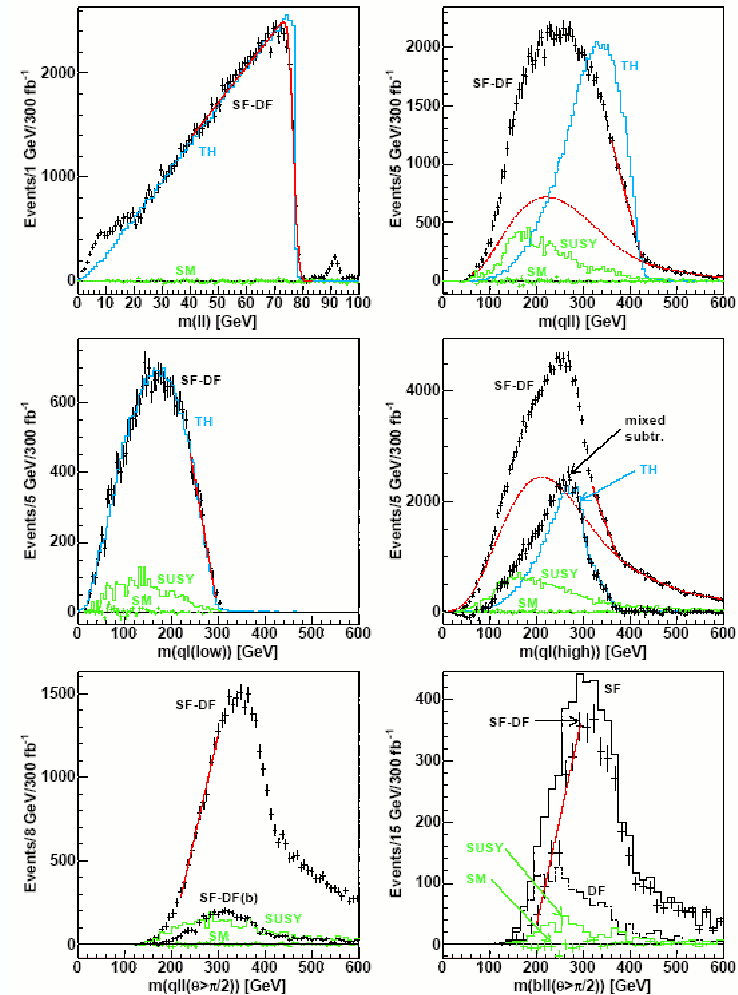
# SUSY Fits in Tevatron and LHC Data (SFITTER)

## Examples of measurements at LHC

Gjelsten et al: ATLAS-PHYS-2004-007/29

$$\begin{aligned}
 (m_{ll}^2)^{\text{edge}} &= \frac{(m_{\tilde{\chi}_2^0}^2 - m_{\tilde{t}_R}^2)(m_{\tilde{t}_R}^2 - m_{\tilde{\chi}_1^0}^2)}{m_{\tilde{t}_R}^2} \\
 (m_{ql}^2)^{\text{edge}} &= \frac{(m_{\tilde{q}_L}^2 - m_{\tilde{\chi}_2^0}^2)(m_{\tilde{\chi}_2^0}^2 - m_{\tilde{\chi}_1^0}^2)}{m_{\tilde{\chi}_2^0}^2} \\
 (m_{ql}^2)^{\text{edge}}_{\text{min}} &= \frac{(m_{\tilde{q}_L}^2 - m_{\tilde{\chi}_2^0}^2)(m_{\tilde{\chi}_2^0}^2 - m_{\tilde{t}_R}^2)}{m_{\tilde{\chi}_2^0}^2} \\
 (m_{ql}^2)^{\text{edge}}_{\text{max}} &= \frac{(m_{\tilde{q}_L}^2 - m_{\tilde{\chi}_2^0}^2)(m_{\tilde{t}_R}^2 - m_{\tilde{\chi}_1^0}^2)}{m_{\tilde{t}_R}^2} \\
 (m_{ql}^2)^{\text{thres}} &= [(m_{\tilde{q}_L}^2 + m_{\tilde{\chi}_2^0}^2)(m_{\tilde{\chi}_2^0}^2 - m_{\tilde{t}_R}^2)(m_{\tilde{t}_R}^2 - m_{\tilde{\chi}_1^0}^2) \\
 &\quad - (m_{\tilde{q}_L}^2 - m_{\tilde{\chi}_2^0}^2)\sqrt{(m_{\tilde{\chi}_2^0}^2 + m_{\tilde{t}_R}^2)^2(m_{\tilde{t}_R}^2 + m_{\tilde{\chi}_1^0}^2)^2 - 16m_{\tilde{\chi}_2^0}^2 m_{\tilde{t}_R}^4 m_{\tilde{\chi}_1^0}^2} \\
 &\quad + 2m_{\tilde{t}_R}^2(m_{\tilde{q}_L}^2 - m_{\tilde{\chi}_2^0}^2)(m_{\tilde{\chi}_2^0}^2 - m_{\tilde{\chi}_1^0}^2)] / (4m_{\tilde{t}_R}^2 m_{\tilde{\chi}_2^0}^2)
 \end{aligned}$$

Edge	Nominal Value	Fit Value	Syst. Error Energy Scale	Statistical Error
$m_{ll}^{\text{edge}}$	77.077	77.024	0.08	0.05
$m_{ql}^{\text{edge}}$	431.1	431.3	4.5	2.4
$m_{ql}^{\text{edge}}_{\text{min}}$	302.1	300.8	3.0	1.5
$m_{ql}^{\text{edge}}_{\text{max}}$	380.3	379.4	3.8	1.8
$m_{ql}^{\text{thres}}$	203.0	204.6	2.0	2.8
$m_{bll}^{\text{thres}}$	183.1	181.1	1.8	6.3



plus other mass differences and edges...

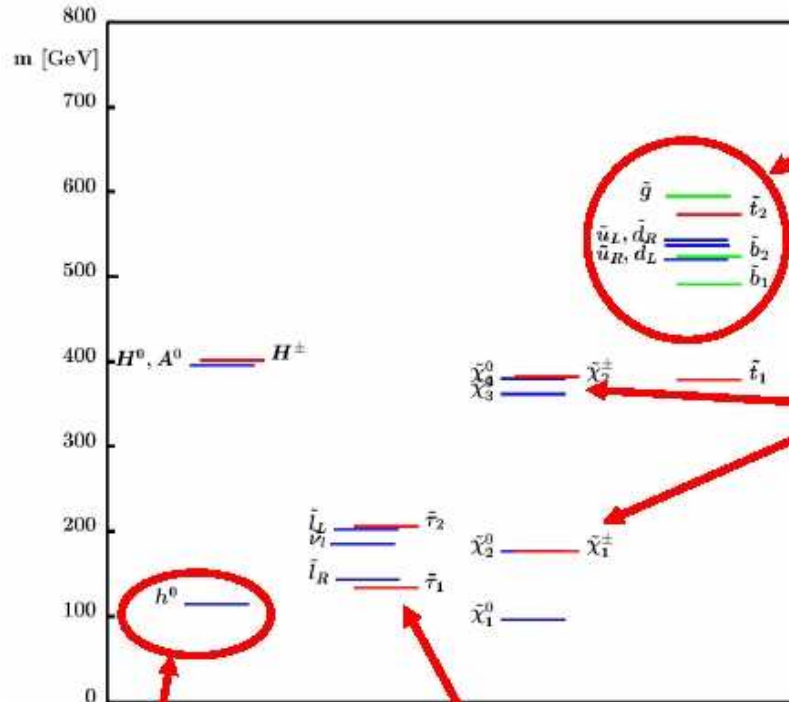
From edges to masses:  
System overconstrained



# SUSY Fits in Tevatron and LHC Data (SFITTER)

## SPS1a

$m_0 = 100\text{GeV}$   $m_{1/2} = 250\text{GeV}$   $A_0 = -100\text{GeV}$   $\tan\beta = 10$   $\text{sign}(\mu) = +$   
 favourable for LHC and ILC (Complementarity)



Moderately heavy gluinos and squarks

Heavy and light gauginos

$\tilde{\tau}_1$  lighter than lightest  $\chi^\pm$  :

- $\chi^\pm$  BR 100%  $\tilde{\tau\nu}$
- $\chi_2$  BR 90%  $\tilde{\tau\tau}$

• cascade:

$\tilde{q}_L \rightarrow \chi_2 q \rightarrow \tilde{\ell}_R \ell q \rightarrow \ell \ell q \chi_1$   
 visible

Higgs at the limit of LEP reach

light sleptons

# SUSY Fits in Tevatron and LHC Data (SFITTER)

---

## LHCmax scenario:

- all LHC measurements are available
- 10fb-1 (2008): statistical error  $\sim$  factor sqrt(30)
- systematic (e-scale)  $\sim$  factor 5.4  
(5‰ lepton e-scale, 5% jet e-scale)
- top mass measurement from TeVatron
  - currently  $\pm 4\text{GeV}$
  - extrapolated begin of LHC  $\pm 2\text{GeV}$
- using the masses

**$m_{\text{top}} = 175\text{GeV}$**

$m_0 = 100 \pm 22 \text{ GeV}$

$m_{1/2} = 250 \pm 9 \text{ GeV}$

$\tan\beta = 10 \pm 6$

$A_0 = -100 \pm 181 \text{ GeV}$

**$m_{\text{top}} = 179\text{GeV}$**

$m_0 = 99 \pm 22\text{GeV}$

$m_{1/2} = 249 \pm 9 \text{ GeV}$

$\tan\beta = 7.4 \pm 3$

$A_0 = -22 \pm 226 \text{ GeV}$

**$m_{\text{top}} = 171\text{GeV}$**

$m_0 = 102 \pm 22 \text{ GeV}$

$m_{1/2} = 250 \pm 9 \text{ GeV}$

$\tan\beta = 13.7 \pm 9$

$A_0 = -174 \pm 145 \text{ GeV}$

### top mass precision 4GeV:

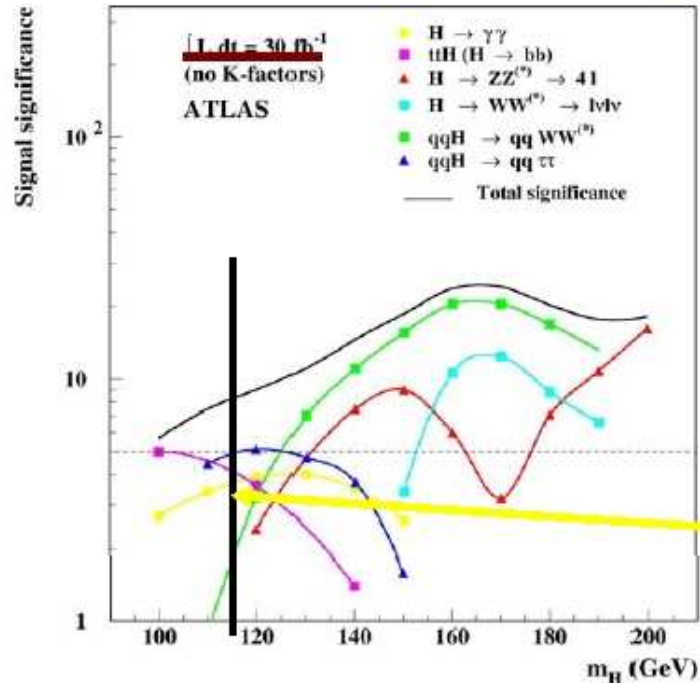
- $m_0, m_{1/2}$  unaffected
- $\tan\beta$  and  $A_0$  shifted by up to  $1\sigma$

### top mass precision 2GeV:

- shift reduced to less than  $0.7\sigma$

# SUSY Fits in Tevatron and LHC Data (SFITTER)

## LHCminimal scenario:



- too early for Higgs to  $\gamma\gamma$  with 10fb-1
- only central cascade SUSY measurements are available:  
 $\chi_1, \chi_2, \tilde{q}_L, \tilde{\ell}_R$

Higgs mass from  $\gamma\gamma$

### From the masses

$$\begin{aligned}
 m_0 &= 100 \pm 30 \text{ GeV} \\
 m_{1/2} &= 250 \pm 26 \text{ GeV} \\
 \tan\beta &= 10 \pm 485 \\
 A_0 &= -100 \pm 9200 \text{ GeV}
 \end{aligned}$$

### From the edges:

$$\begin{aligned}
 m_0 &= 100 \pm 14 \text{ GeV} \\
 m_{1/2} &= 250 \pm 10 \text{ GeV} \\
 \tan\beta &= 10 \pm 144 \\
 A_0 &= -100 \pm 2400 \text{ GeV}
 \end{aligned}$$

No surprise: less information, less precision, even for  $m_{top}$  4GeV error negligible effect given the errors



# SUSY Fits in Tevatron and LHC Data (SFITTER)

---

## LHCminimal plus Higgs scenario:

- Higgs is sitting on the edge of LEP exclusion
  - WH+ZH 6 events per fb<sup>-1</sup> and experiment
  - end of Run:  $\Delta m_h = \pm 2\text{GeV}$
  - adding background:  $\Delta m_{\text{Higgs}} = \pm 4\text{-}5\text{GeV}$
  - minimal scenario LHC
- plus Tevatron Higgs hint of 4.5GeV precision:

### No Higgs, edges from the LHC:

$$m_0 = 100 \pm 14 \text{ GeV}$$

$$m_{1/2} = 250 \pm 10 \text{ GeV}$$

$$\tan\beta = 10 \pm 144$$

$$A_0 = -100.37 \pm 2400 \text{ GeV}$$

### Higgs hint plus edges from the LHC:

$$m_0 = 100 \pm 9 \text{ GeV}$$

$$m_{1/2} = 250 \pm 9 \text{ GeV}$$

$$\tan\beta = 10 \pm 31$$

$$A_0 = -100 \pm 685 \text{ GeV}$$

A Higgs hint mass measurement would lead to an improvement of  $m_0$ ,  $\tan\beta$  and  $A_0$  (but the latter two are still essentially undetermined)!

# Conclusions

---

- Community has a strong interest in landscaping
- A number of experimental and phenomenological projects in progress
- Many fruitful discussions and collaboration between experiment/theory as well as Tevatron/LHC
- Now aiming at producing a summary document that will hopefully be useful for the LHC era