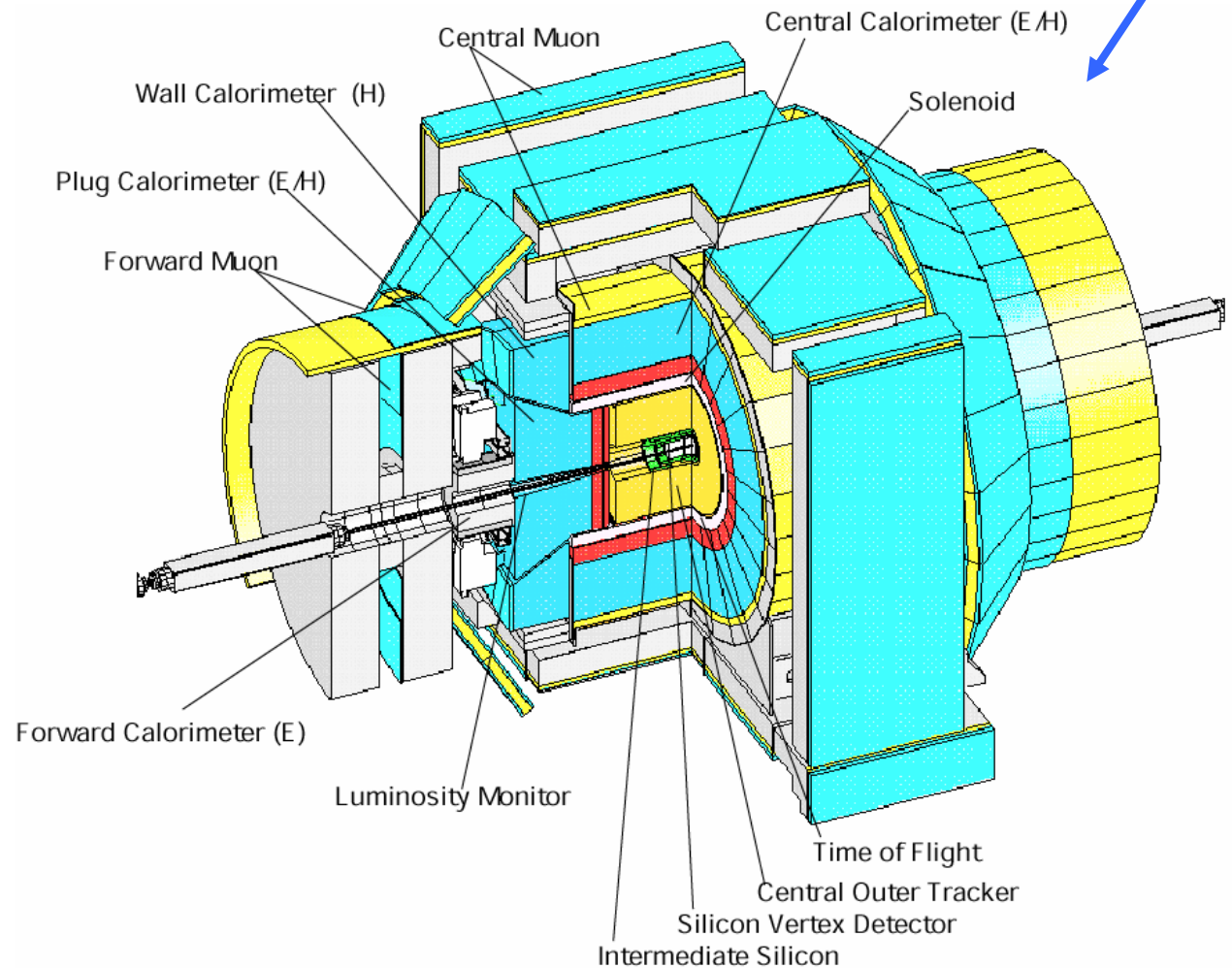
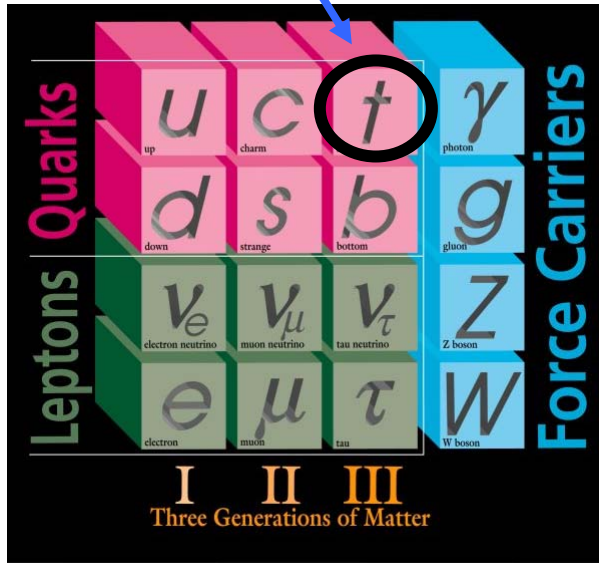




# Top Mass Measurement at CDF



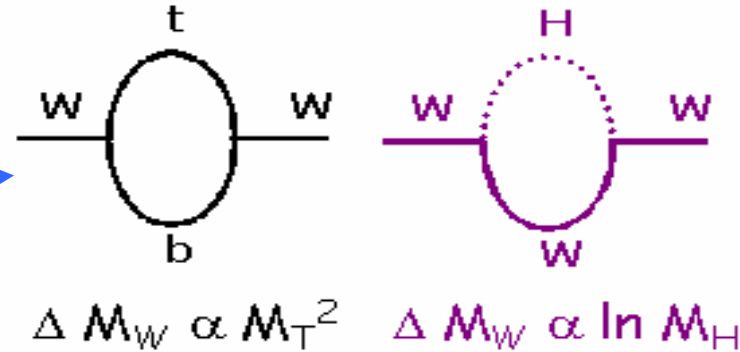
Kostas KORDAS  
INFN – Frascati



Frontier Science 2005  
Milano, 12-17 Sept. 2005

# Why measuring the top mass?

- **Top mass** unpredicted in Standard Model (SM), but **related to  $W$ , Higgs** (and other observables).

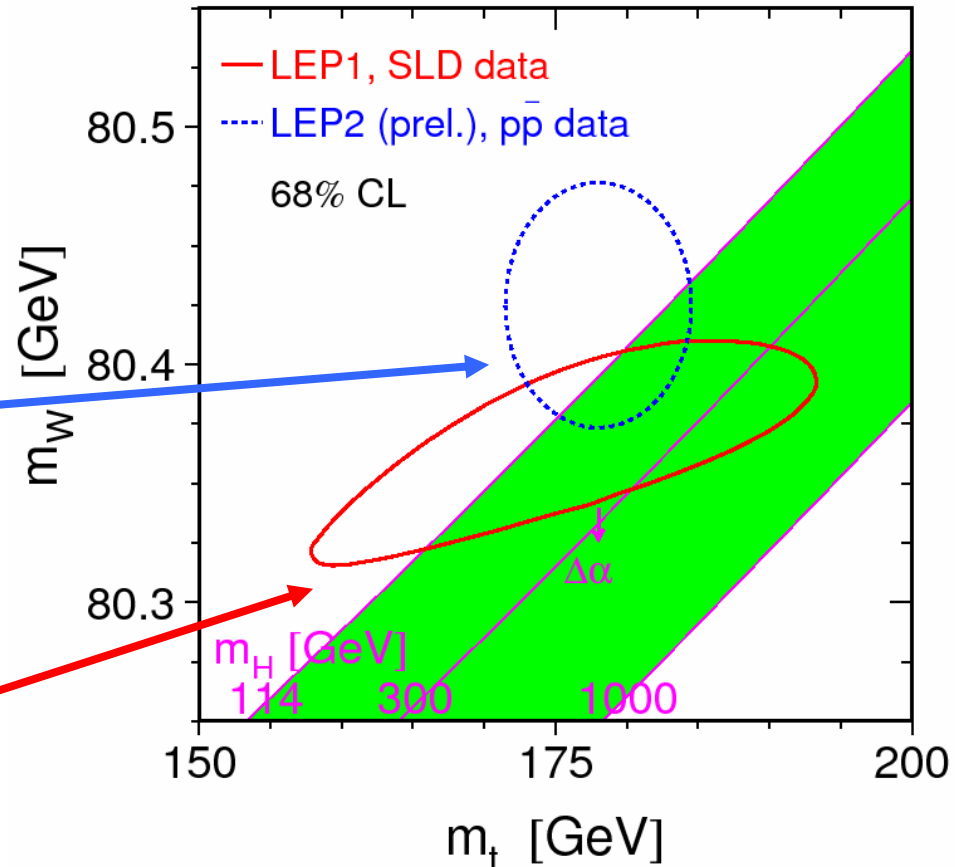


(Higgs is mass giver to all)

- When all  $W$ ,  $t$ ,  $H$  measured: **test SM** (and to test you have to measure well...)

- Radiative corrections affect observables

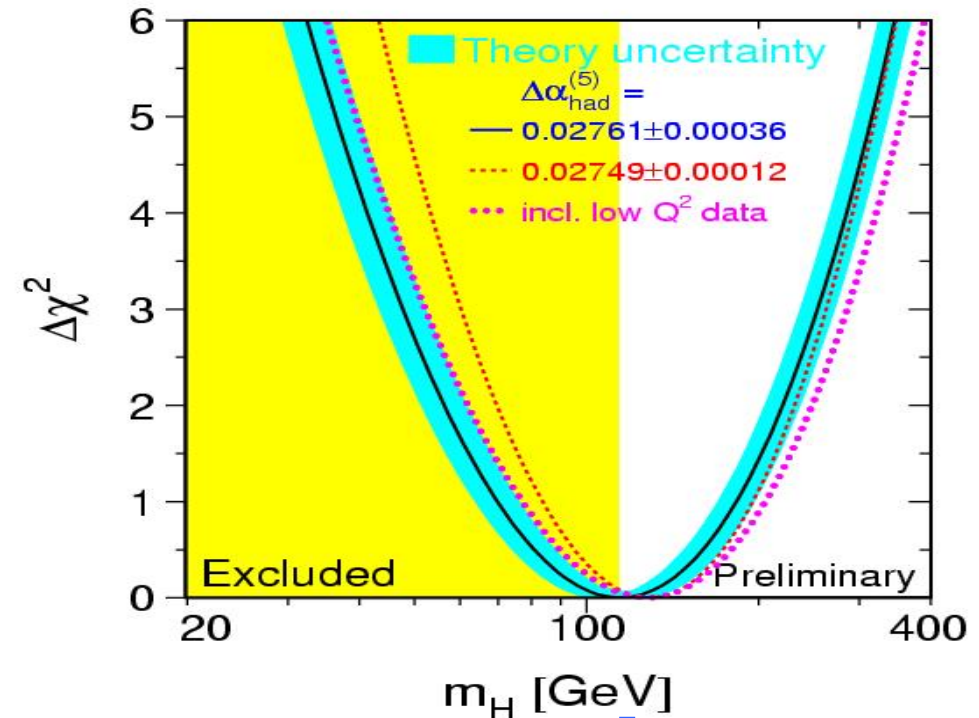
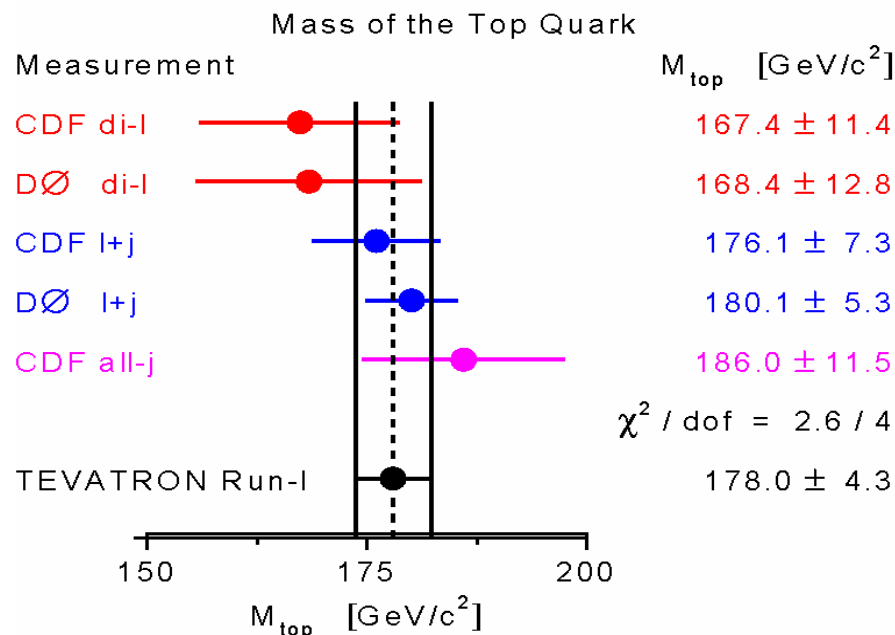
Game of ElectroWeak fits



# History of $M_{top}$ measurements

- Top first observed at CDF & D0 in 1995. Tevatron's Run I:  $\sim 110\text{pb}^{-1}$  per exp.
- Run I Average:

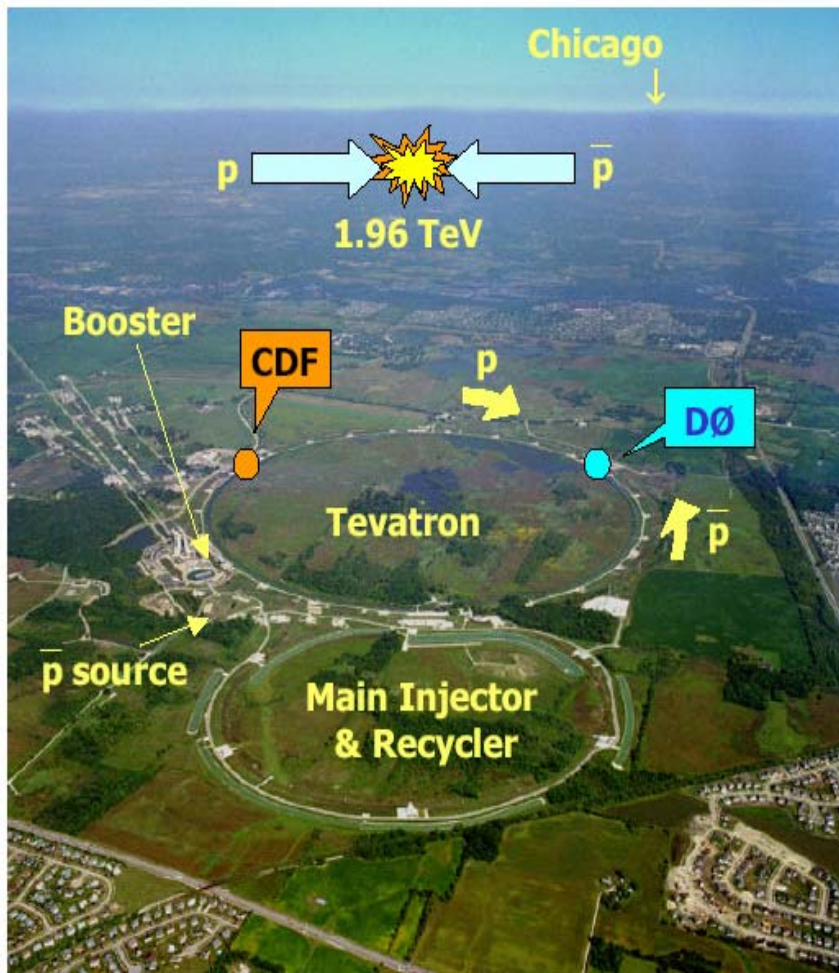
$$M_{top} = 178.0 \pm 4.3 \text{ GeV} / c^2$$



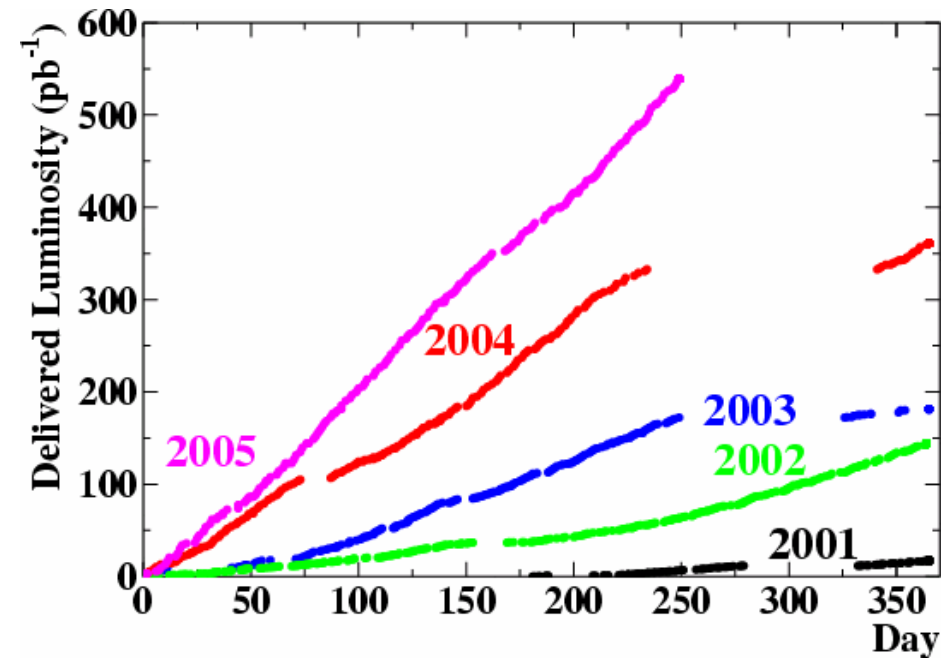
$$M_H = 126_{-48}^{+73} \text{ GeV} / c^2$$

$$M_H < 280 \text{ GeV} / c^2 @ 95\% \text{ C.L.}$$

# Where do we get top quarks?



- $1 \text{ fb}^{-1}$  per experiment on tape
- $\sim 1.3 \text{ fb}^{-1}$  delivered luminosity
- Peak luminosity  $1.4 \times 10^{32} \text{ cm}^{-2} \text{ s}^{-1}$
- Presented here:  $320 - 360 \text{ pb}^{-1}$



Goal of Run II per experiment:

$$\int L dt \approx 4 - 8 \text{ fb}^{-1} \rightarrow \sigma_{M_{top}} \approx 2 \text{ GeV} / c^2$$

( $1 \text{ fb}^{-1} \sim 6 \times 10^{13}$  collisions,  
 $\sim 6.5 \times 10^3$  top pairs)

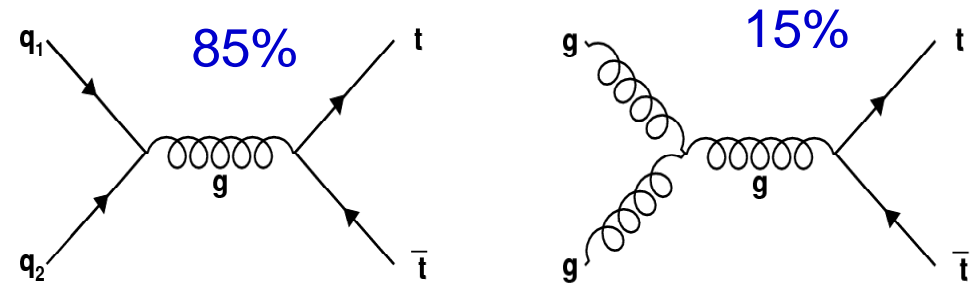
# Top production and decay

- Production: mainly  $t\bar{t}$

$$\sigma(\bar{p}p \rightarrow t\bar{t} @ m_t = 175\text{GeV}) \approx 6.7 \text{ pb}$$

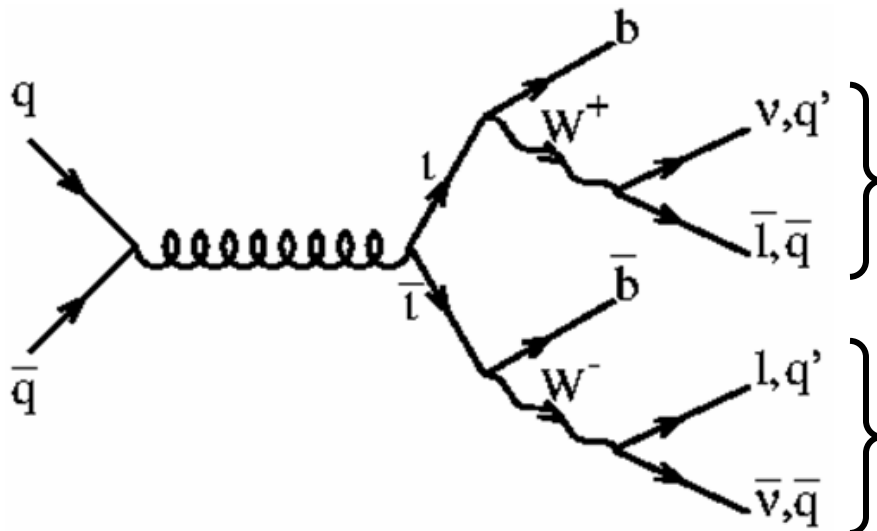
$$\sigma(\bar{p}p \rightarrow t\bar{t} @ m_t = 178\text{GeV}) \approx 6.1 \text{ pb}$$

$$\sigma(\bar{p}p \rightarrow t\bar{t} @ m_t = 180\text{GeV}) \approx 5.7 \text{ pb}$$

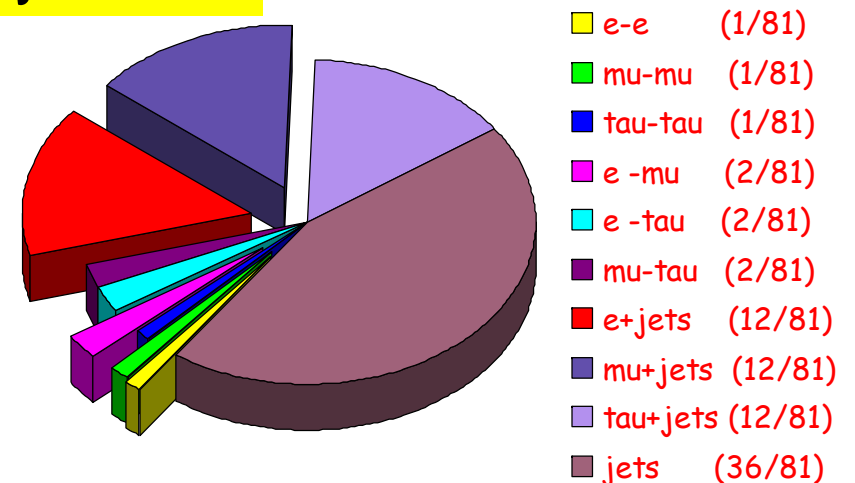


- Decay: BR( $t \rightarrow W b$ )  $\sim 100\%$

W decay defines  $t\bar{t}$  decay mode



- All-hadronic: 44%
- Lepton + jets: 30%
- Dilepton: 5%

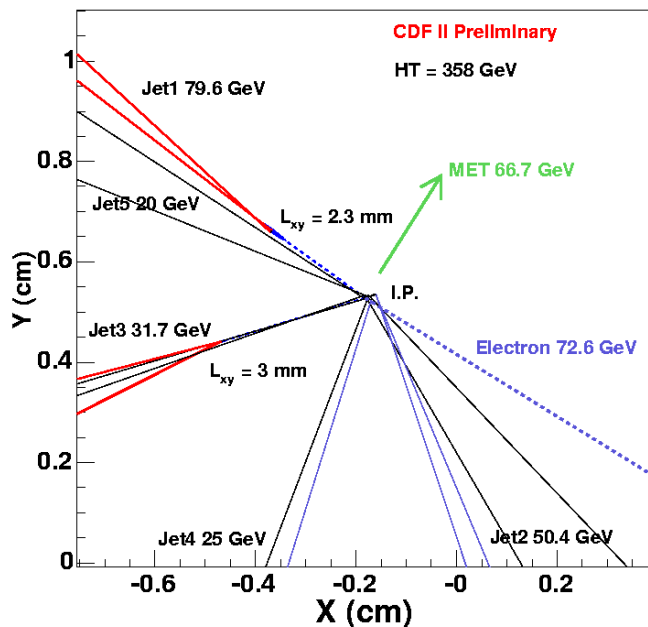
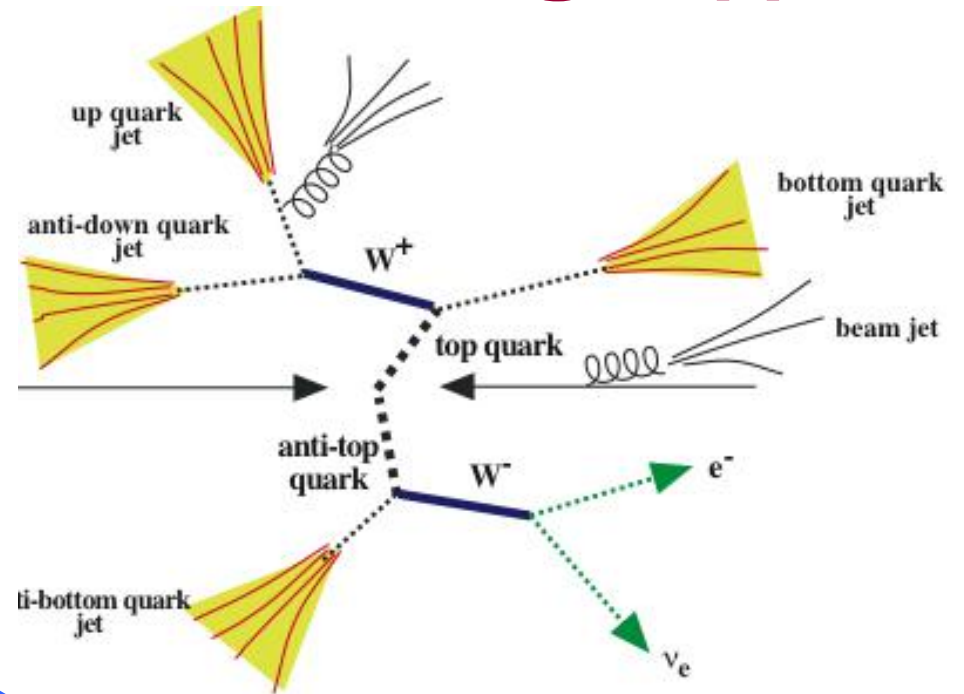


# M<sub>top</sub> measurement challenge (I)

Measure: e, μ, jets, tracks,  $\cancel{E}_T$

1. Association to top daughters?
2. Background events?

→ **Dileptons**: extra lepton, only 2 jets (but 2 ν's → 1  $\cancel{E}_T$ , low stat)  
 → **B-tagging helps a lot!**



Lepton + jets event:

B-tags	Jet assignments
None	24
1	6
2	2

Best case!

# $M_{\text{top}}$ measurement challenge (II)

- Accuracy of measurements

Dominant uncertainty:

Jet Energy Scale (JES)

→ jet → quark energy mapping

- Run I world average uncertainty ( $\pm 4.3 \text{ GeV}/c^2$ ):

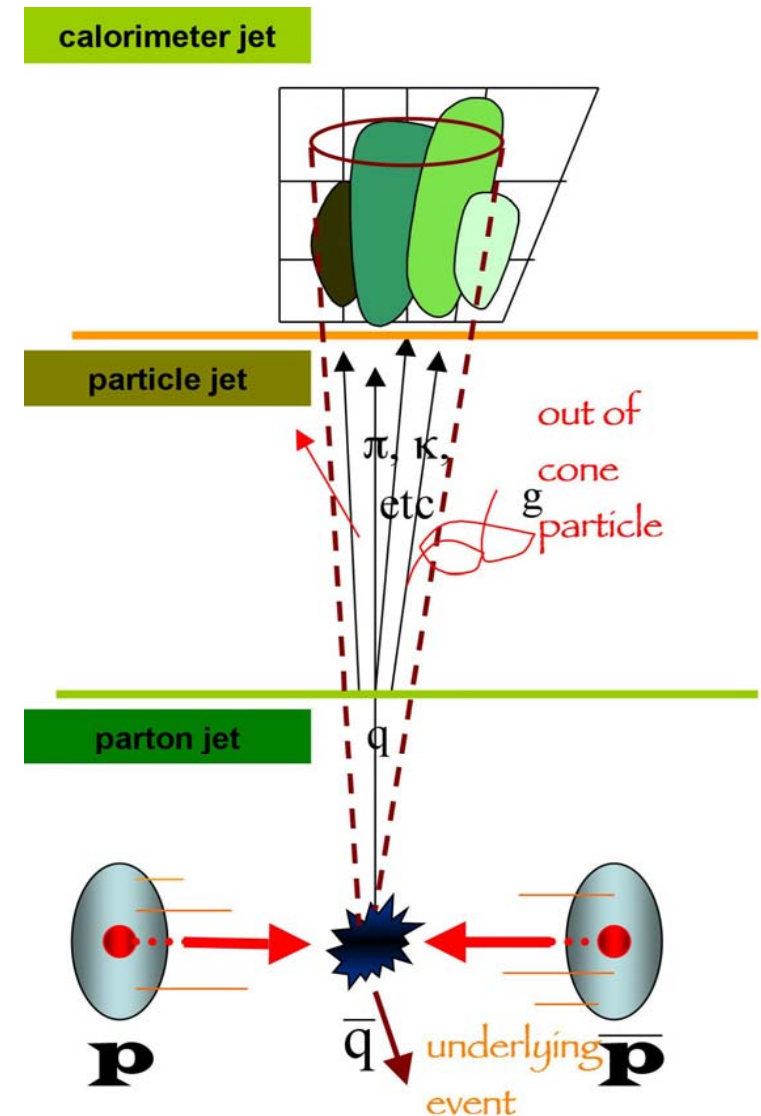
→  $2.6 \text{ GeV}/c^2$  from JES

→  $2.7 \text{ GeV}/c^2$  from stat.

- Scale from “1st principles”:  $\sigma/E_T \sim 3\%$

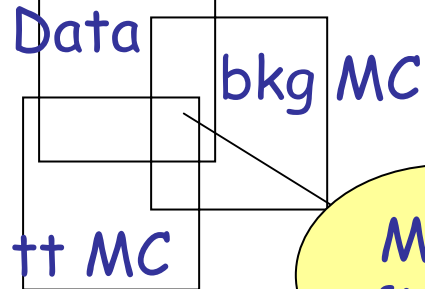
- What about standard candles?

$W \rightarrow \text{jet jet}$  (use  $W$  in top events)



# $M_{top}$ lepton+jets (1D template method)

## Datasets

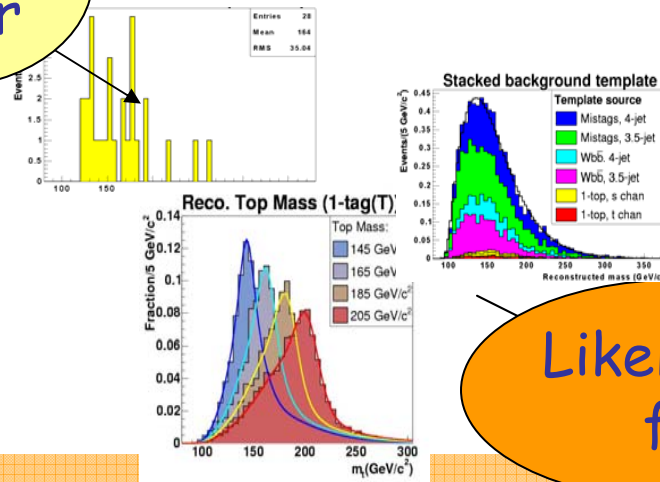


$\chi^2$  mass fitter:

Impose mass constraints, find best top mass & jet-parton assignment  $\rightarrow$  One  $M_{top}$  per event

Additional selection cut on resulting  $\chi^2$

## Templates

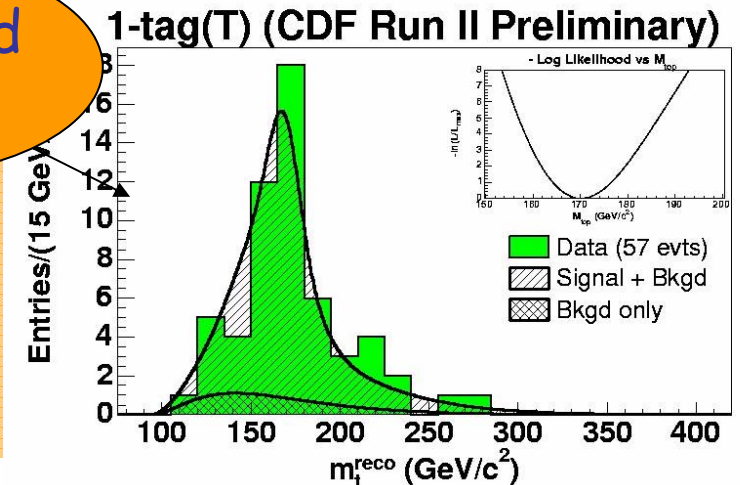


Likelihood fit

Likelihood fit:

Best signal + bkg templates to fit data  
 Compare to parameterization, not directly  
 Constraint on background normalization

## Result





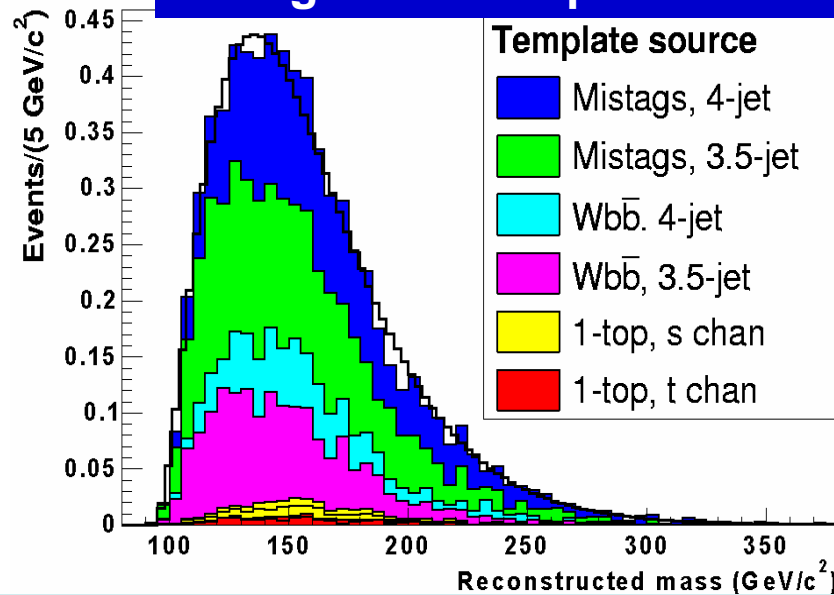
# $M_{top}$ *lepton+jets*: 1D templates

- Exclusive samples in # b-tags

Sample	Jet $E_T$ cut [ GeV ]	S/B	<bkg>	Events
2 b-tags	3 jets $E_T > 15$ , 4 <sup>th</sup> jet $E_T > 15$	18:1	$0.7 \pm 0.2$	16
1 b-tag	(T) 4 jets $E_T > 15$	4:1	$7.6 \pm 1.2$	57
1 b-tag	(L) 3 jets $E_T > 15$ , 4 <sup>th</sup> jet $8 < E_T < 15$	1:1	$10.2 \pm 1.7$	25
0 b-tags	4 jets $E_T > 21$	1:1	N/A	40

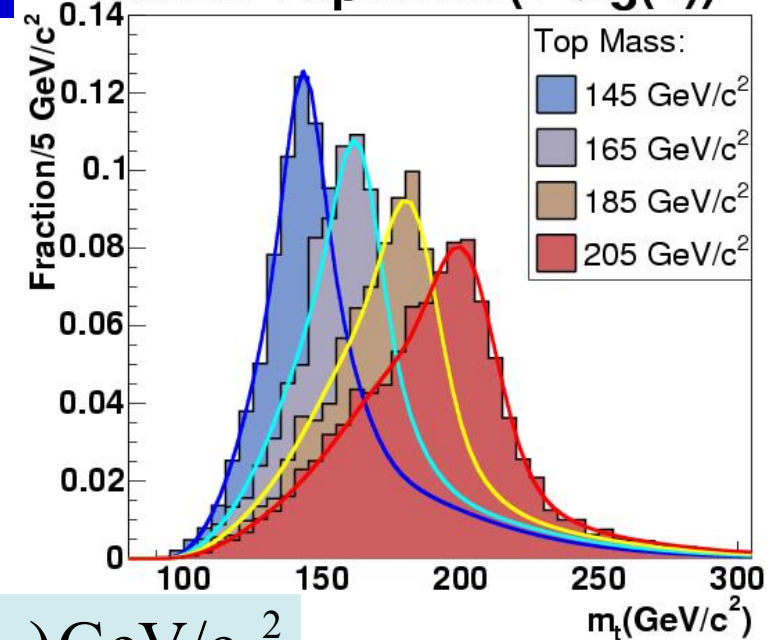
$$L_{\text{sample}} = L_{\text{shape}} \times L_{\text{bkg}}$$

## Background Template



## Signal Template

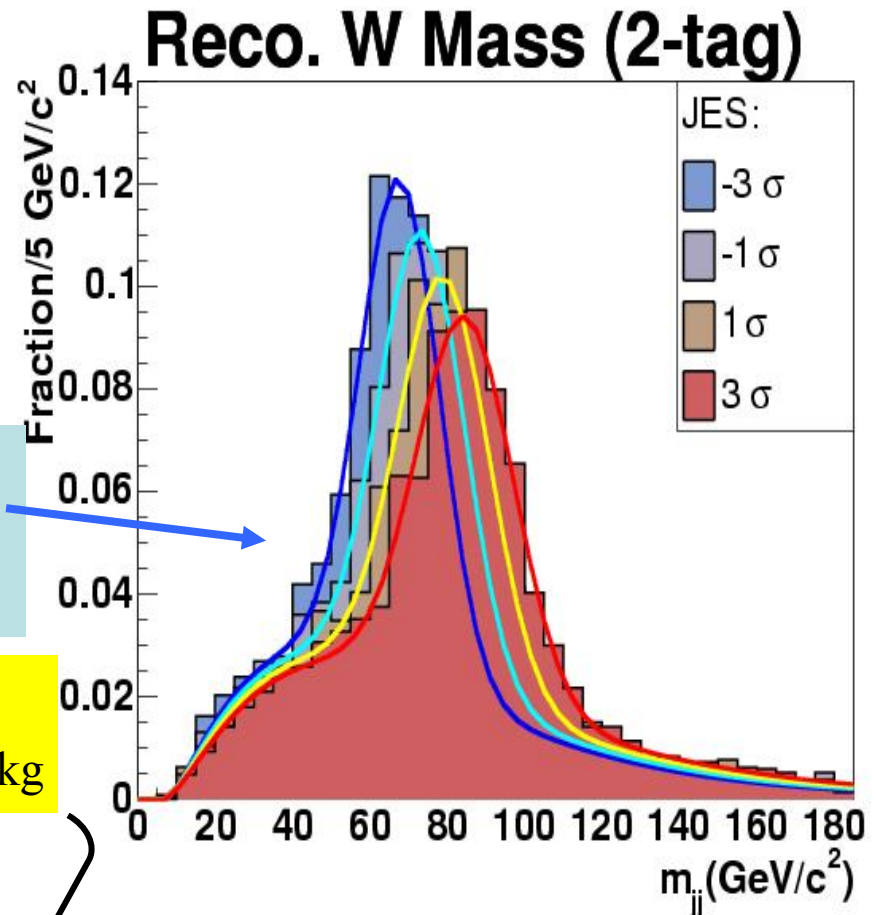
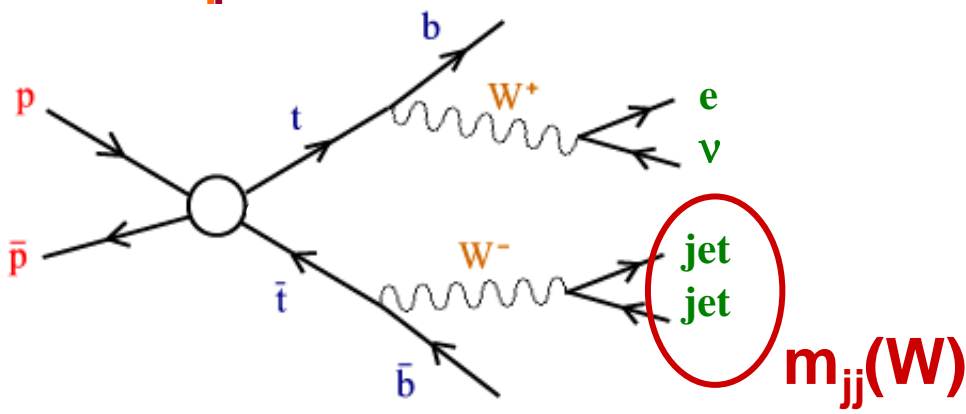
### Reco. Top Mass (1-tag(T))



# background constrained to prediction (except for 0-tag)

$$M_{top} = 173.2^{+2.9}_{-2.8} \text{ (stat.)} \pm 3.1 \text{ (JES)} \pm 1.5 \text{ (syst.) GeV/c}^2$$

# $M_{\text{top}}$ using $W \rightarrow \text{jet jet}$ : 2D templates



- Sensitive to Jet Energy Scale (JES)
- minimal sensitivity to  $M_{\text{top}}$

$$L_{\text{sample}} = L_{\text{shape}}^{M_{\text{top}}} \times L_{\text{shape}}^{m_{\text{jj}}} \times L_{\text{bkg}}$$

$$L_{\text{JES}} = \exp\left(-\frac{(\text{JES} - \text{JES}_{\text{STD}})^2}{2\sigma_{\text{JES}_{\text{STD}}}^2}\right)$$

Constrain to a-priori JES estimate

$$L = L_{\text{JES}} \times \prod_i L_{\text{sample}}^{(i)}$$

**Find best ( $M_{\text{top}}$ , JES) to fit data**

# $M_{top}$ lepton+jets (2D): result

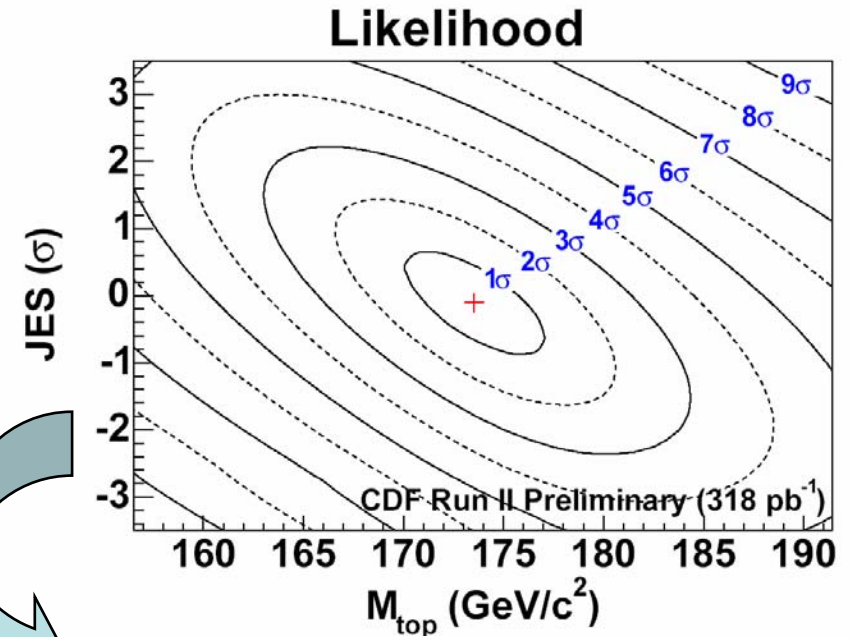
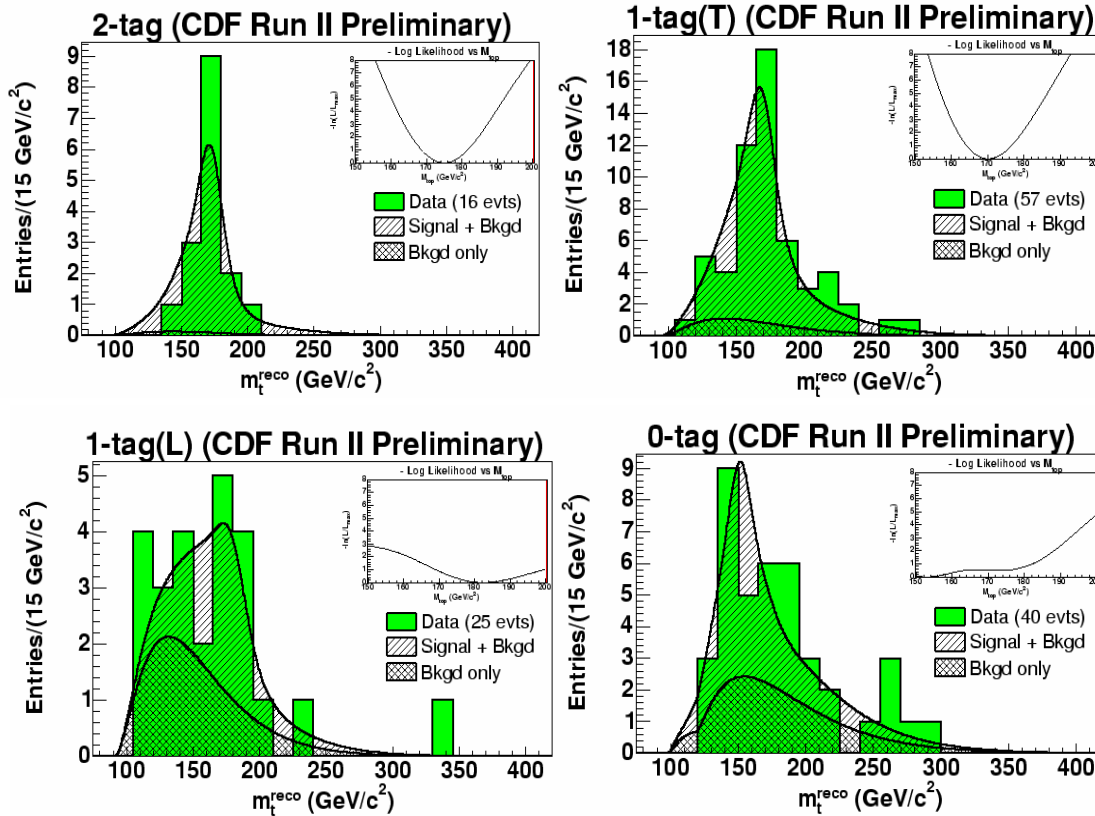
- 2D template method (using  $W \rightarrow \text{jet jet}$ ): best single measurement

$$M_{top} = 173.5^{+2.7}_{-2.6} \text{ (stat.)} \pm 2.5 \text{ (JES)} \pm 1.7 \text{ (syst.) GeV/c}^2$$

(318 pb<sup>-1</sup>)

$$M_{top} = 173.5^{+4.1}_{-4.0} \text{ GeV/c}^2$$

better than Run I average



$$JES = -0.1^{+0.78}_{-0.80} \sigma_{JES \text{ STD}}$$

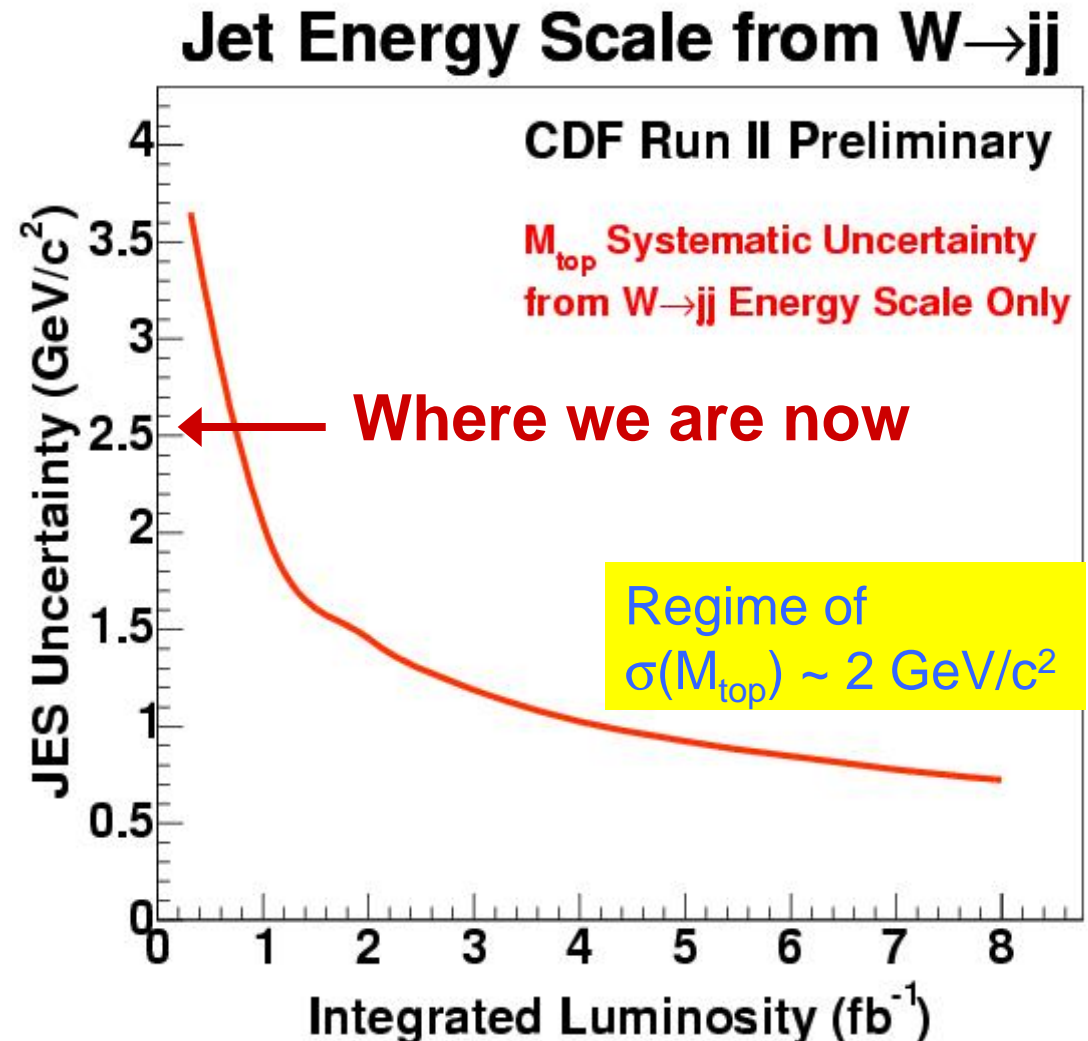
1D template:

$$M_{top} = 173.2^{+2.9}_{-2.8} \text{ (stat.)} \pm 3.1 \text{ (JES)} \pm 1.5 \text{ (syst.) GeV/c}^2$$

# $M_{\text{top}}$ lepton+jets systematics (2D)

Systematic Source	2-D fit $\Delta M_{\text{top}}$ (GeV)	1-D fit $\Delta M_{\text{top}}$ (GeV)
JES	2.5	3.1
b-jet modeling	0.6	0.6
ISR	0.4	0.4
FSR	0.6	0.4
PDFs	0.3	0.4
Generators	0.2	0.3
Bkg shape	1.1	1.0
b-tagging	0.1	0.2
MC statistics	0.3	0.4
Method	0.5	-
<b>TOTAL</b>	<b>3.0 = 2.5<math>\oplus</math>1.7</b>	<b>3.4 = 3.1<math>\oplus</math>1.5</b>

- Jet Energy Scale dominates
- In-situ calibration improves w/ statistics



# $M_{top}$ lepton+jets: Dynamical Likelihood

- Implement knowledge transparently

K. Kondo J. Phys. Soc. 57 4126 (1988)

$d^n\sigma$ : cross section (LO Matrix element)

$W(y,x)$ : probability parton variables  $y$  measured as variables  $x$

$$\mathbf{L}(x; M_{top}) = \frac{1}{N} \sum \int d^n\sigma(y; M_{top}) dq_1 dq_2 f(q_1) f(q_2) W(x, y)$$

$f(q)$ : probability distribution that parton has momentum  $q$

$\Sigma$  over jet assignments &  $\nu$  solutions

- **Sample**  $\mathcal{L} = \prod_i \mathbf{L}^i(x; M_{top})$

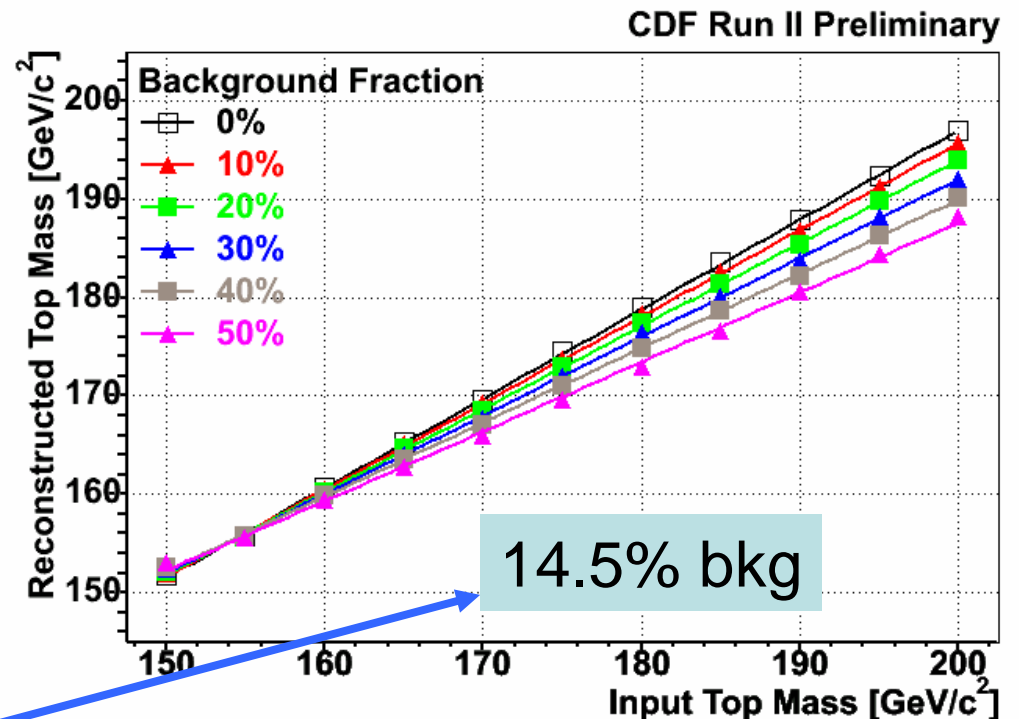
No background probability term

Map effect on reconstructed  $M_{top}$

- **Data:**

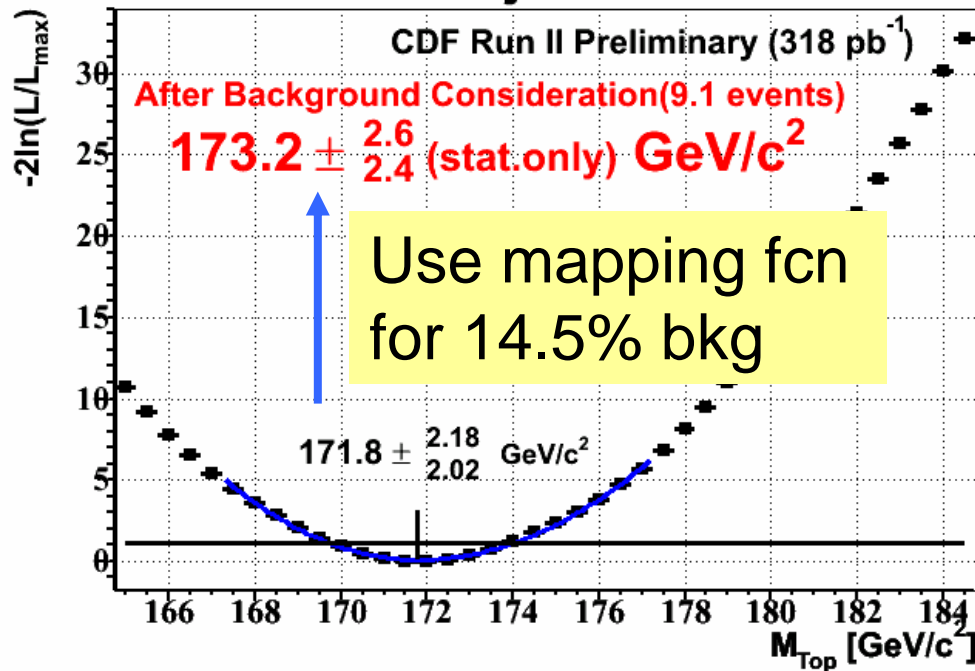
4 jets  $E_T > 15$  GeV, min.1 b-tagged

→ 63 events,  $9.2 \pm 1.8$  expected bkg

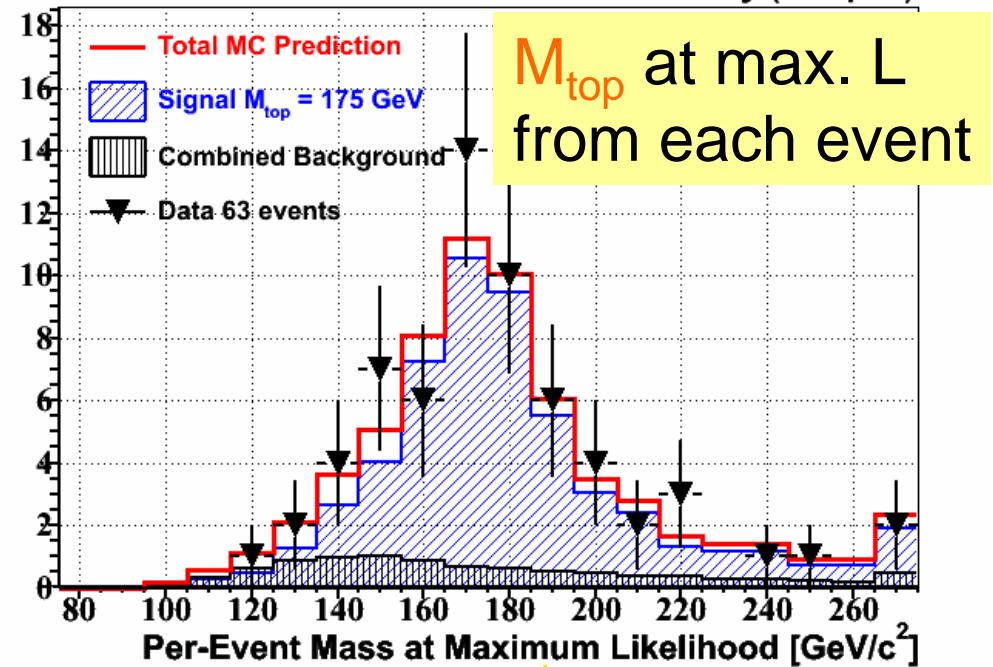


# $M_{top}$ lepton+jets: Dynamical Likelihood

63 events joint likelihood



CDF Run II Preliminary (318 pb<sup>-1</sup>)



$$M_{top} = 173.2^{+2.6}_{-2.4} \text{ (stat.)} \pm 3.2 \text{ (syst.) GeV/c}^2$$

$$M_{top} = 173.2^{+4.1}_{-4.0} \text{ GeV/c}^2$$

(318 pb<sup>-1</sup>)

from Jet Energy Scale : 3 GeV/c<sup>2</sup>

Same uncert. as 2D template method

# $M_{top}$ dileptons: Neutrino Weighting

**A) Under-constrained: 2  $\nu$ 's  $\rightarrow$  1  $E_T$  measurement**

1. Assume:  $M_{top}$ ,  $M_W$ ,  $\eta$  of  $\nu$ 's  $\rightarrow$  Prob. to match measured  $E_T$
2. Integrate jet-parton assignments &  $\eta$  of  $\nu$ 's  $\rightarrow$  **Prob vs.  $M_{top}$**
3. Get most Prob.  $M_{top}$   $\rightarrow$  rest is 1D template method

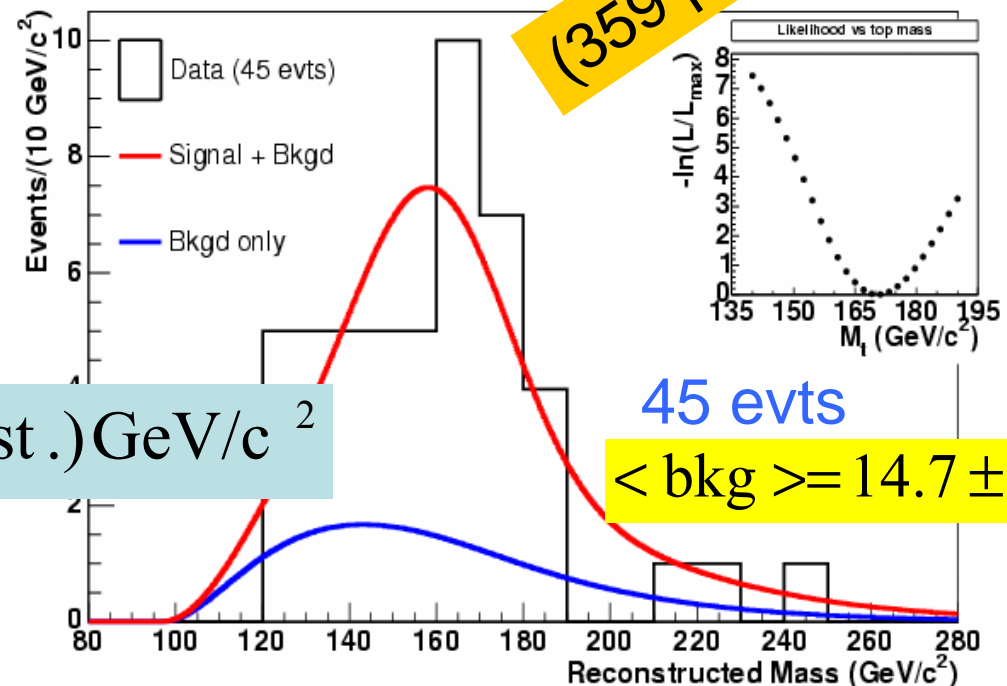
**B) Boost statistics:**

$e$  or  $\mu$  + isolated track  
catch more  $\tau$ 's

$$M_{top} = 170.6_{-6.6}^{+7.1} \text{ (stat.)} \pm 4.4 \text{ (syst.) GeV/c}^2$$

2.6 from JES uncertainty

CDF Run II Preliminary (358.6  $\text{pb}^{-1}$ )



45 evts

$\langle \text{bkg} \rangle = 14.7 \pm 5.7$

# $M_{top}$ dileptons: Matrix element

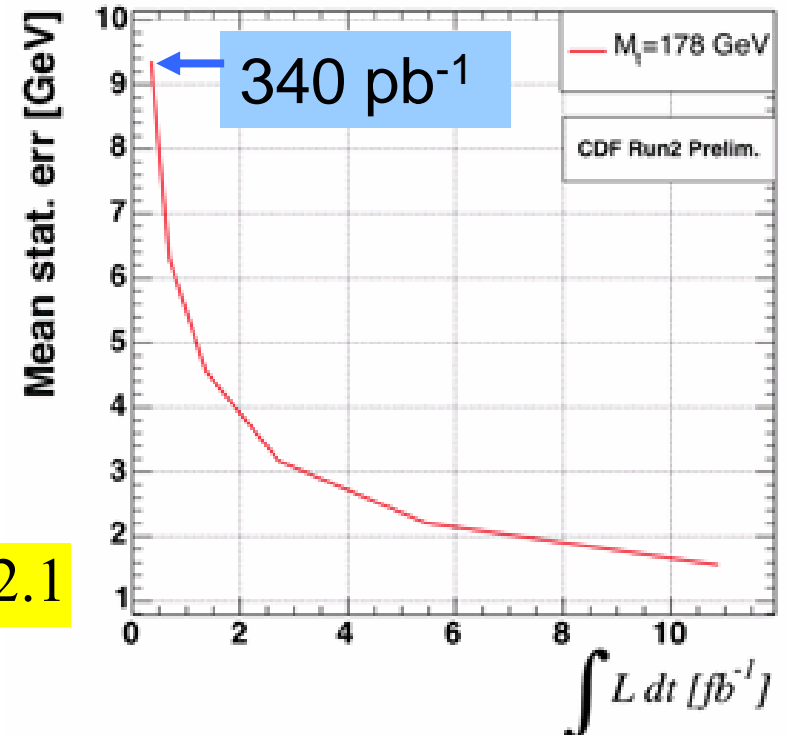
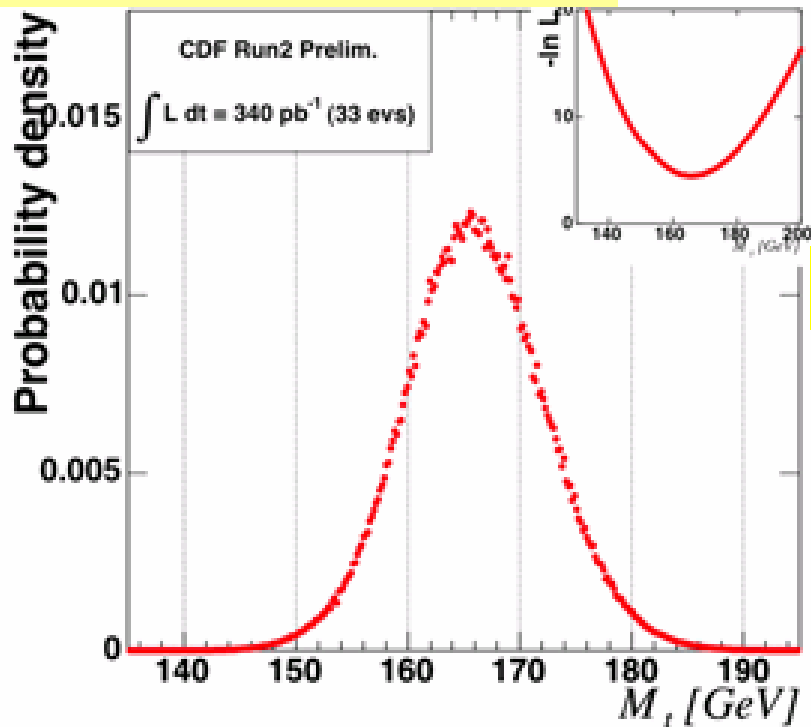
A) Like Dynamical Likelihood, w/ explicit bkg likelihood terms

B) 2 identified  $e$  or  $\mu$

(340 pb<sup>-1</sup>)

33 evts

< bkg > = 11.6 ± 2.1



Most powerful dilepton method a-priori & in practice

	<u>Weight</u>	<u>Pull</u>
Matrix El.	36%	-0.60
v Weight	27%	0.42
Kinematic	13%	0.33
v Phi	10%	0.20
Run1	14%	-0.07

$$M_{top} = 165.3 \pm 6.3(\text{stat}) \pm 3.6(\text{syst.}) \text{ GeV}/c^2$$

(2.6 from JES)

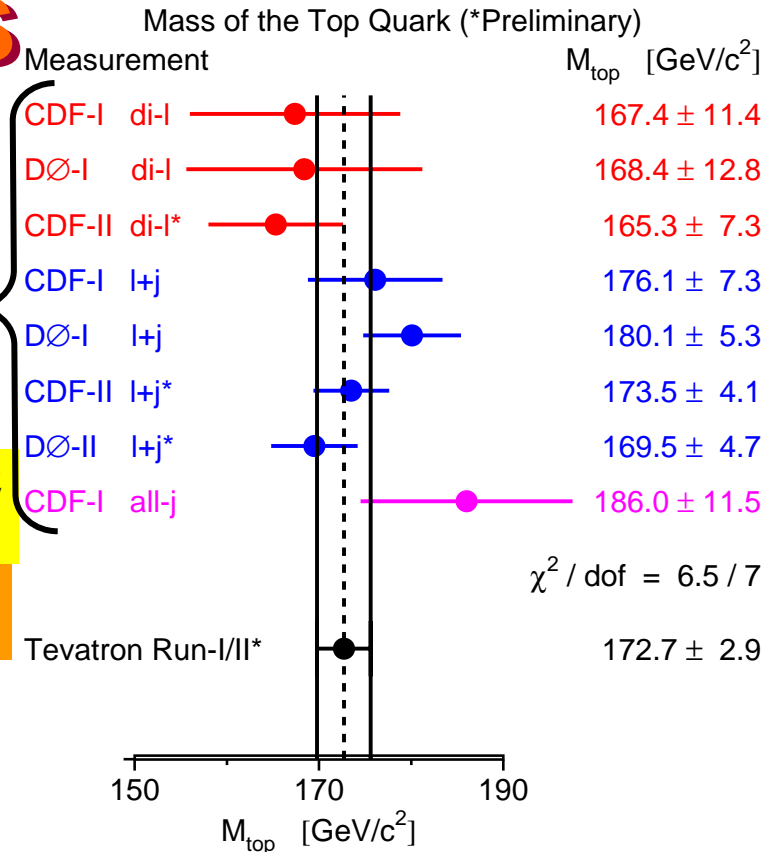



# $M_{top}$ : combined results

- Use exclusive datasets (Runs, experiments, channels)
- Combine best measurement from each channel

$$M_{top} = 172.7 \pm 1.7(\text{stat}) \pm 2.4(\text{syst.}) \text{ GeV}/c^2$$

**Precision = 1.7%**



• **NEW!** Combining dilepton  $M_{top}$  at CDF

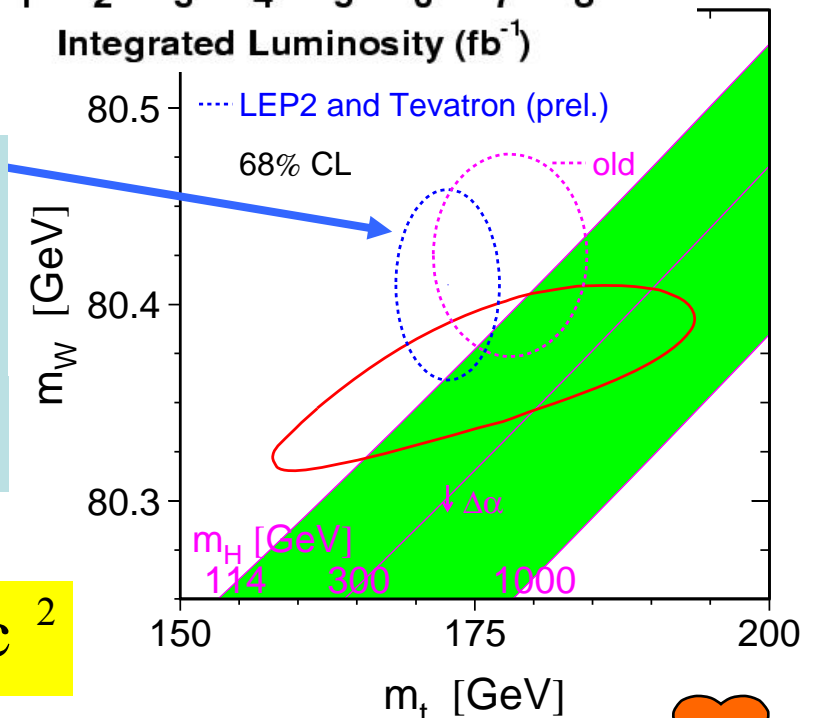
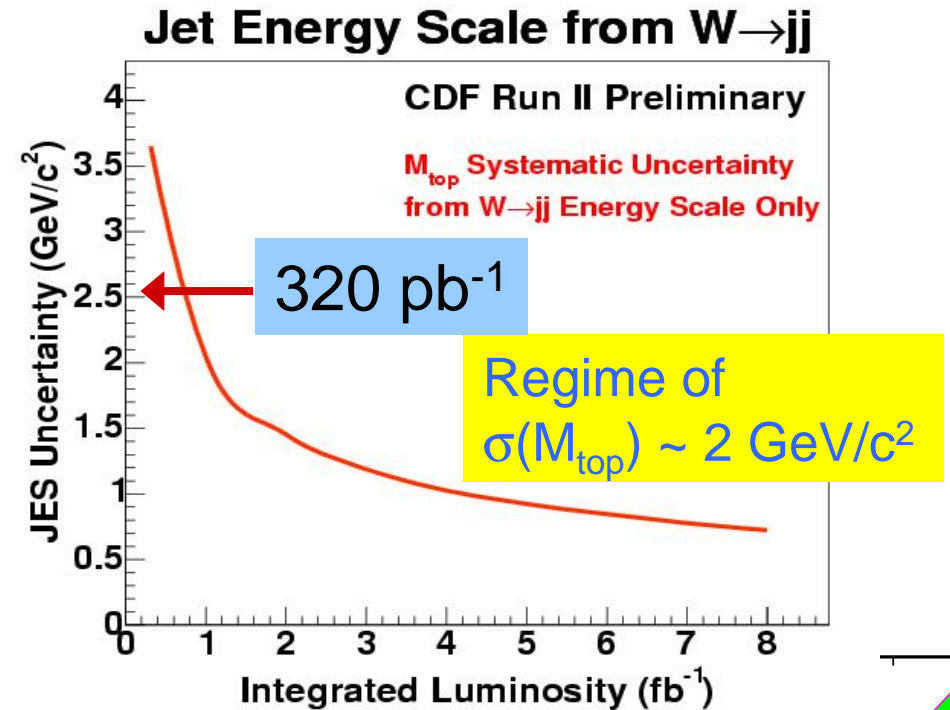
- Dileptons are relevant:
  - Important (8%) weight to  $M_{top}$
  - Different physics “contamination” of top samples

# Summary

- $1\text{fb}^{-1}$  per experiment on tape & Tevatron performing well!
- New techniques applied for  $M_{\text{top}}$  ← also, never underestimate “simplicity” (e.g., templates with in situ  $W$ 's to calibrate jet energies)
- Precision limited by systematics
- $M_{\text{top}}$  measurement averages in progress:

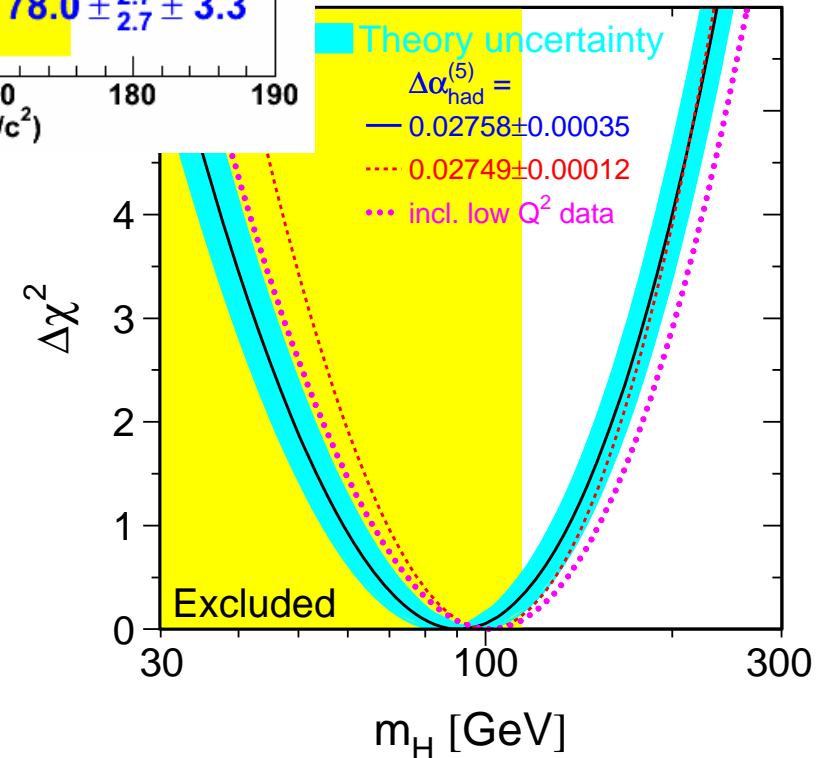
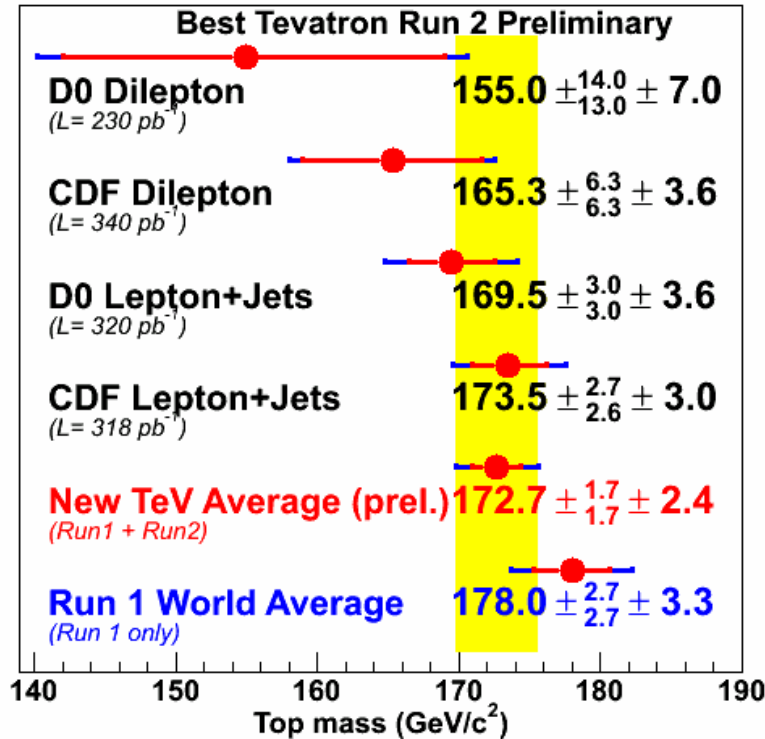

$$M_{\text{top}} = 172.7 \pm 1.7(\text{stat}) \pm 2.4(\text{syst.}) \text{ GeV}/c^2$$

As I said, to test you better measure well! Need also  $m_W \pm \sigma(m_W)$



**THE END**  
**(for now...)**

# $M_{top}$ : results



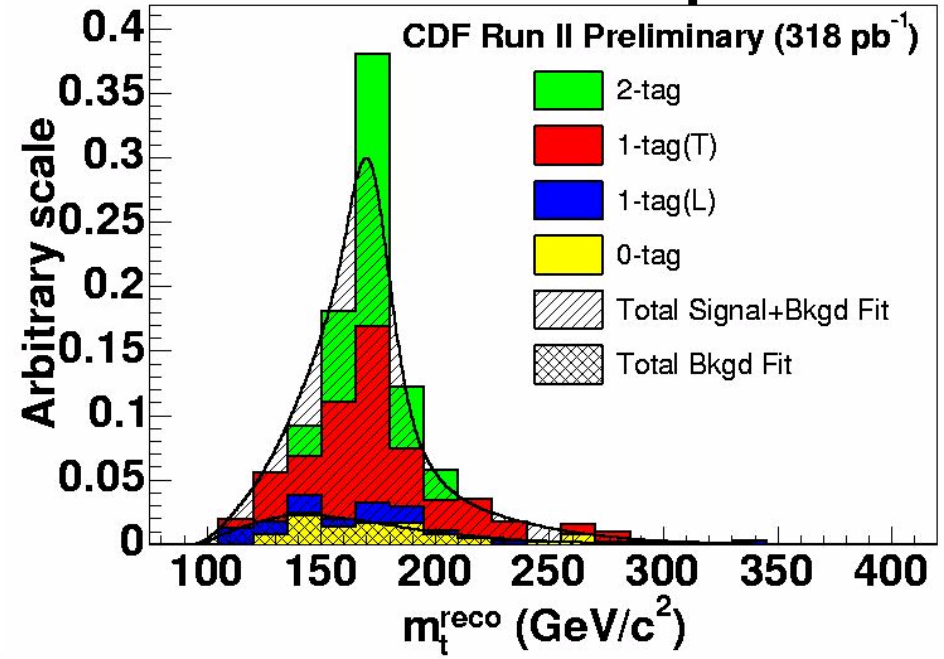
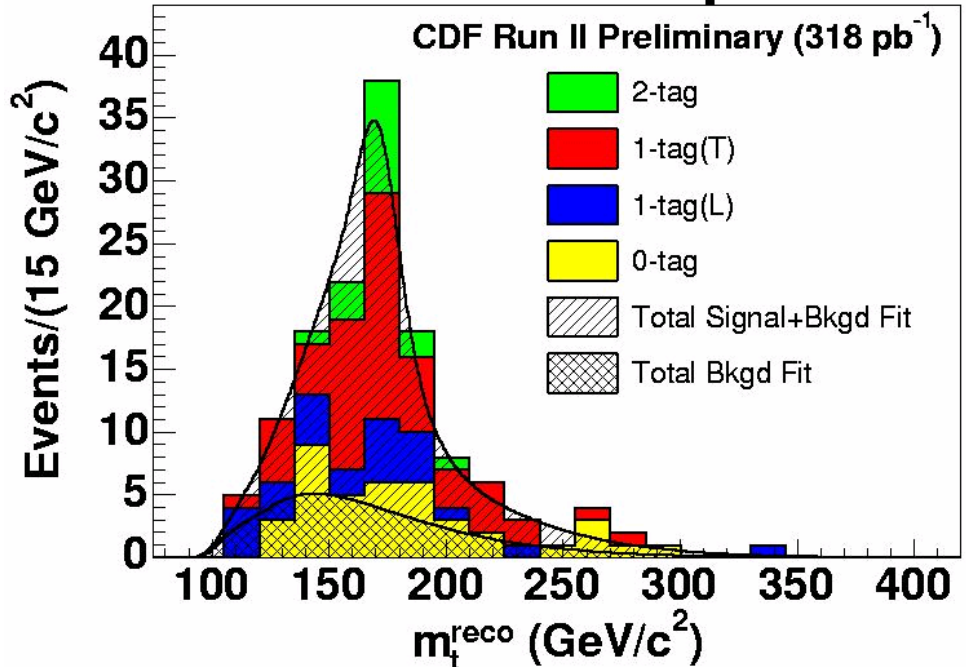
# $M_{top}$ lepton+jets (2D): samples

Plain event count

Reconstructed Top Mass

Weighted with likelihood

Reconstructed Top Mass



CDF Run II Preliminary (318 pb<sup>-1</sup>)

Subsample	$M_{top}$ (GeV/c <sup>2</sup> )	JES ( $\sigma$ )
2-tag	175.0 <sup>+4.6</sup> / <sub>-4.6</sub>	-0.47 <sup>+0.86</sup> / <sub>-0.84</sub>
1-tag(T)	170.1 <sup>+4.4</sup> / <sub>-4.2</sub>	0.47 <sup>+0.87</sup> / <sub>-0.88</sub>
1-tag(L)	182.3 <sup>+10.8</sup> / <sub>-9.0</sub>	0.05 <sup>+0.96</sup> / <sub>-0.96</sub>
0-tag	153.0 <sup>+10.1</sup> / <sub>-6.6</sub>	0.29 <sup>+0.98</sup> / <sub>-0.99</sub>

**All samples useful, especially for JES calibration!**



# 1) lepton+jets 1D Template: the likelihood

$$L = L_{\text{shape}} \times L_{\text{bg}}$$

$$L_{\text{shape}} = e^{-(n_s + n_b)} (n_s + n_b)^N \prod_{i=1}^N \frac{n_s P_{\text{sig}}(m_i; M_{\text{top}}) + n_b P_{\text{bg}}(m_i)}{n_s + n_b}$$

Interesting Parameter!

$$L_{\text{bg}} = e^{-\frac{(n_b^{\text{fit}} - n_b^{\text{exp}})^2}{2\sigma_{n_b}^2}}$$

bkgd (mean) constraint

## 2) Matrix element techniques:

$$\text{Prob}(\text{event } x \mid M_{\text{top}}) = \text{Prob}(\text{partons} \mid M_{\text{top}}) \times \text{Prob}(\text{event } x \mid \text{partons})$$