



Constraints to PDFs with Inclusive W/Z Production at CMS

Ping Tan

Fermi National Accelerator Laboratory

PDF4LHC Workshop, Aug 6, 2009

Outline

- ◆ Physics motivation
- ◆ Measurement of the Muon Differential Cross Sections and Charge Asymmetry in $W(\mu\nu)$
- ◆ Z boson rapidity shape
- ◆ Summary & Outlook

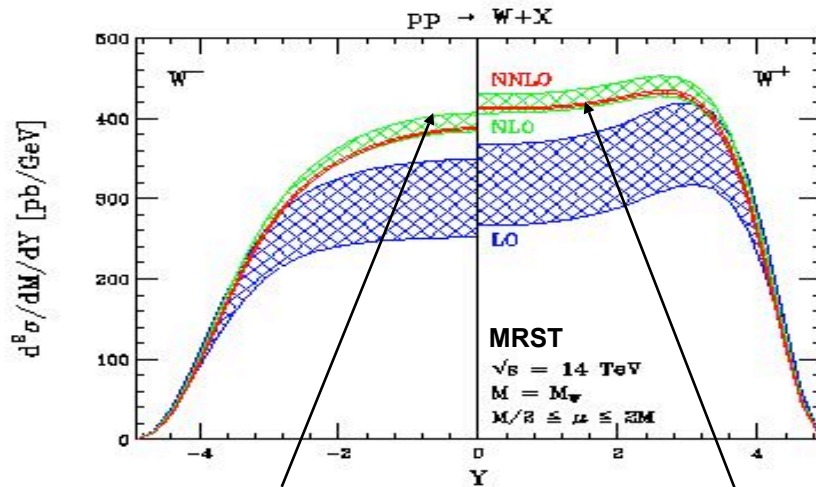


Probing the PDFs at LHC

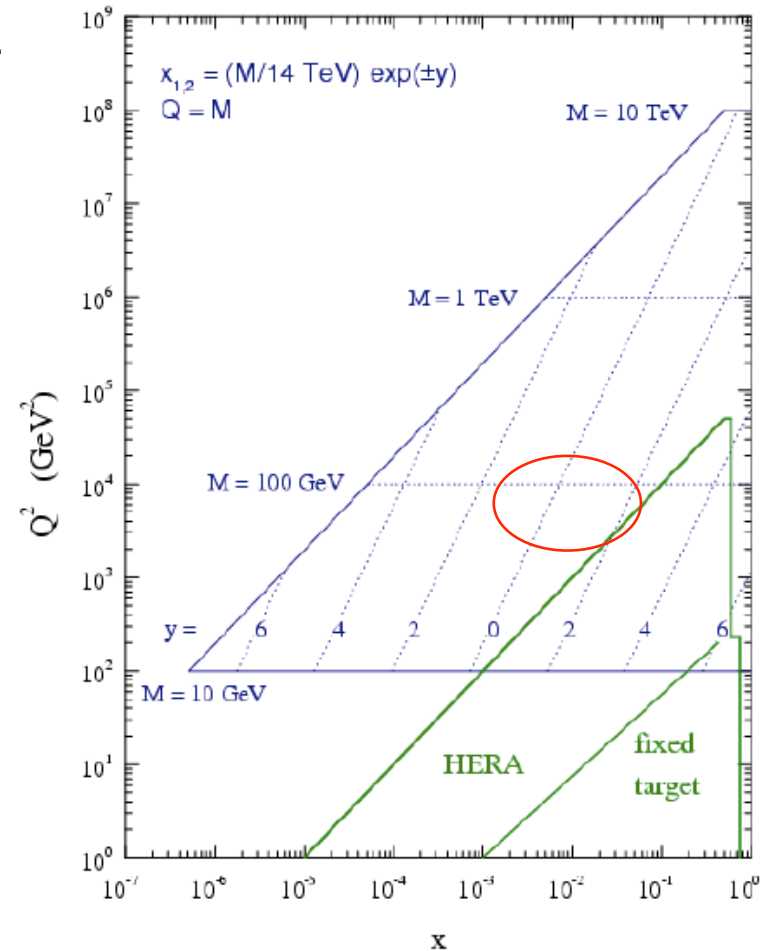
$$\frac{d\sigma}{d \text{ variable}} [pp \rightarrow X] \sim \sum_{ij} (f_{i/p}(x_1)f_{j/p}(x_2) + (i \leftrightarrow j)) \hat{\sigma}$$

LHC parton kinematics

- ◆ W/Z cross sections at LHC are at 10s-100s nb.
- ◆ LHC offers unique opportunity to probe Parton Distribution Functions (PDFs), kinematics, sea quarks, etc. $x \in 10^{-2} \sim 10^{-3}$ (central W/Zs)
- ◆ Test higher-order theoretical calculations with W/Z rapidity distributions.



NNLO corrections small ~ few%
 NNLO residual scale dependence < 1%





Lepton Charge Asymmetry

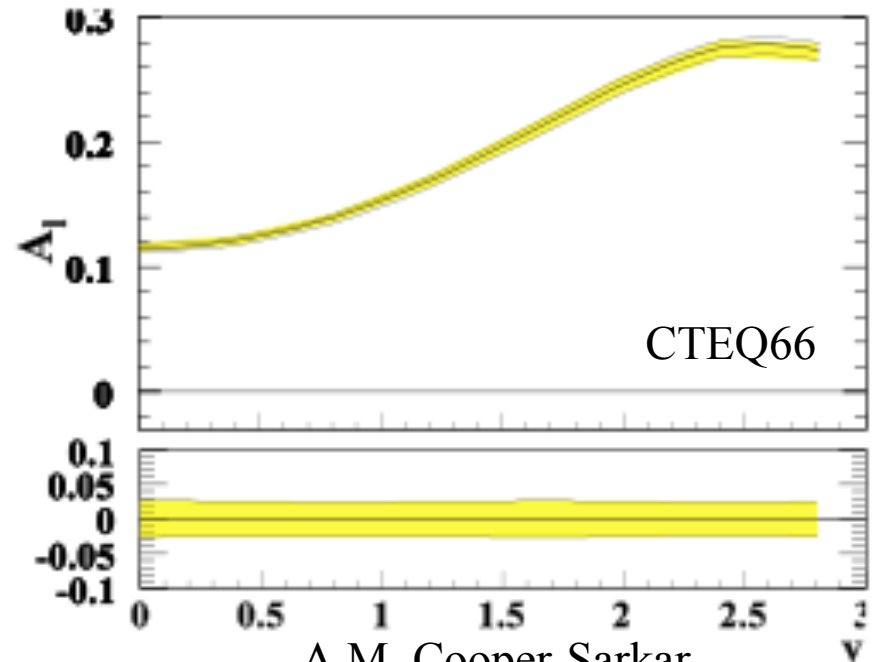
- ◆ W boson production can directly probe valence-sea quark ratio at LHC.

$$A_w \approx \frac{u\bar{d} - \bar{u}d}{u\bar{d} + \bar{u}d} \approx \frac{u_{\text{val}} - d_{\text{val}}}{u_{\text{val}} + d_{\text{val}} + 2\bar{q}}$$

- ◆ However, only the leptons can be accessible directly: **~3.5% precision theoretically (CTEQ66).**

$$A(\eta) = \frac{\frac{d\sigma}{d\eta}(W^+ \rightarrow \mu^+\nu) - \frac{d\sigma}{d\eta}(W^- \rightarrow \mu^-\nu)}{\frac{d\sigma}{d\eta}(W^+ \rightarrow \mu^+\nu) + \frac{d\sigma}{d\eta}(W^- \rightarrow \mu^-\nu)}$$

- ◆ W V-A asymmetry dilutes the expected W asymmetry.
- ◆ **Acceptance can differ from unity by about 10% when experimental cuts on lepton p^T or MET are applied.**



A.M. Cooper-Sarkar,
PDF4LHC workshop (2009)



Trigger & Event Selections

- ◆ A single muon trigger with $p_T > 15$ GeV.
- ◆ Exactly one muon candidate within full coverage ($|\eta| < 2.4$) per event with
 - ❖ Associated silicon track hits ≥ 12
 - ❖ Silicon track normalized $\chi^2 < 5$ **Veto Drell-Yan events!**
 - ❖ Muon $p_T > 10$ GeV.

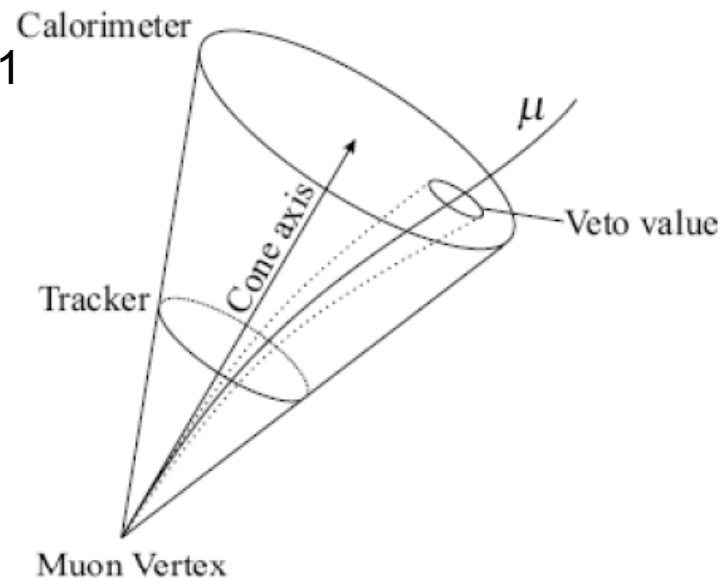
- ◆ Match muon candidate with trigger object, $|\eta| < 2.1$

- ◆ Muon $p_T + Iso > 25$ GeV, $Iso = \sum E_T$


- ◆ **Isolation $z < 0.05$ (reduce QCD background)**

$$z = 1 - \frac{p_T}{p_T + Iso}$$

- ◆ MET > 20 GeV

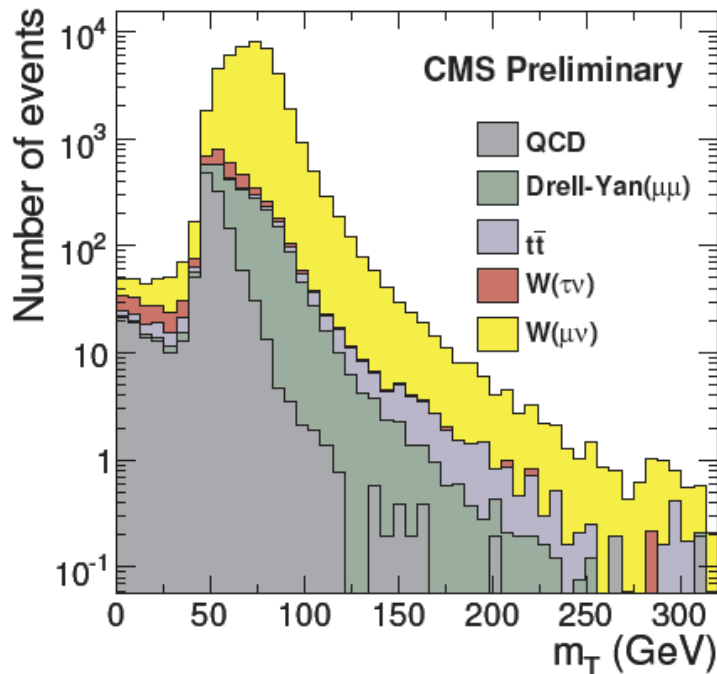


Signal efficiency is 53.4% (μ^+) and 60.6% (μ^-) (normalized to generated signal events with $|\eta| < 2.1$)



Expected Signal Yields

MC Type	Luminosity (pb^{-1})	$W^+ \rightarrow \mu^+ \nu$		$W^- \rightarrow \mu^- \nu$	
		Events/pb	Relative frac. (%)	Events/pb	Relative frac. (%)
$W \rightarrow \mu \nu$	133.1	2294.3 ± 4.2	91.9 ± 0.2	1623.2 ± 3.5	89.8 ± 0.2
$W \rightarrow \tau \nu$	91.8	43.1 ± 0.7	1.70 ± 0.03	32.9 ± 0.6	1.80 ± 0.03
$t\bar{t}$	75.4	9.9 ± 0.4	0.40 ± 0.02	10.1 ± 0.4	0.61 ± 0.02
Drell-Yan	666.8	89.4 ± 0.4	3.60 ± 0.02	81.6 ± 0.4	4.50 ± 0.02
QCD	51.6	60 ± 1.0	2.40 ± 0.04	60 ± 1.0	3.30 ± 0.06



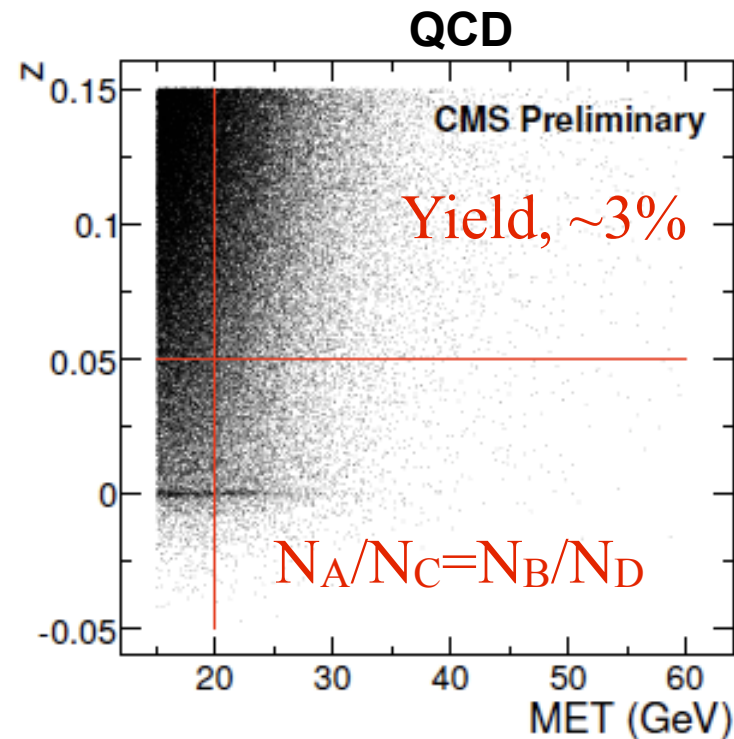
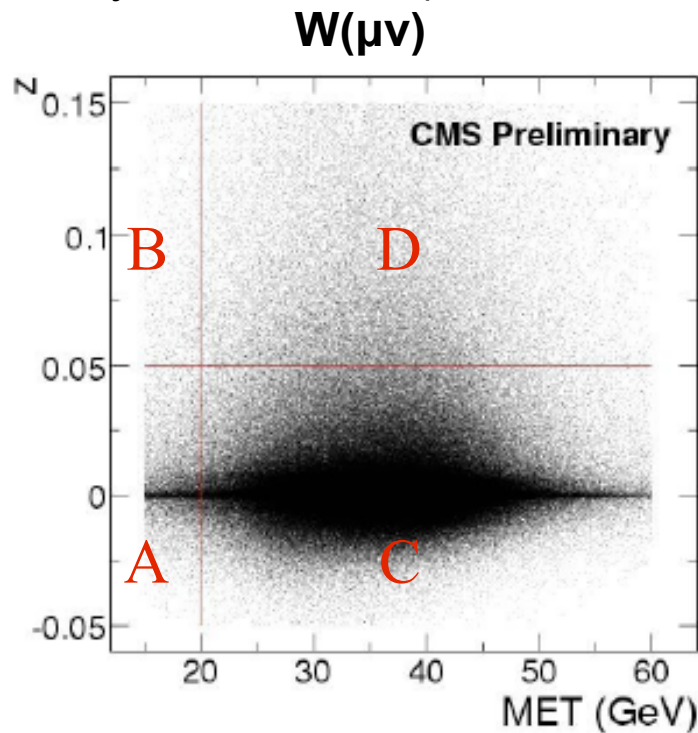
- ◆ Drell-Yan background dominates ($\sim 4\%$).
- ◆ QCD dijet background is at $2-3\%$ level, large uncertainty in MC predictions.
- ◆ Overall $S/B \sim 10$. (Using LO cross sections)

$$m_T = \sqrt{2 \cdot p_T \cdot MET \cdot (1 - \cos(\Delta\phi))}$$



QCD Background Subtraction

- ◆ Relying on MC to estimate electro-weak background (Drell-Yan, $W(\tau\nu)$, $t\bar{t}$ bar). (NLO, NNLO effects)
- ◆ Data-driven method to subtract the rest of the QCD background (reduce systematic error).



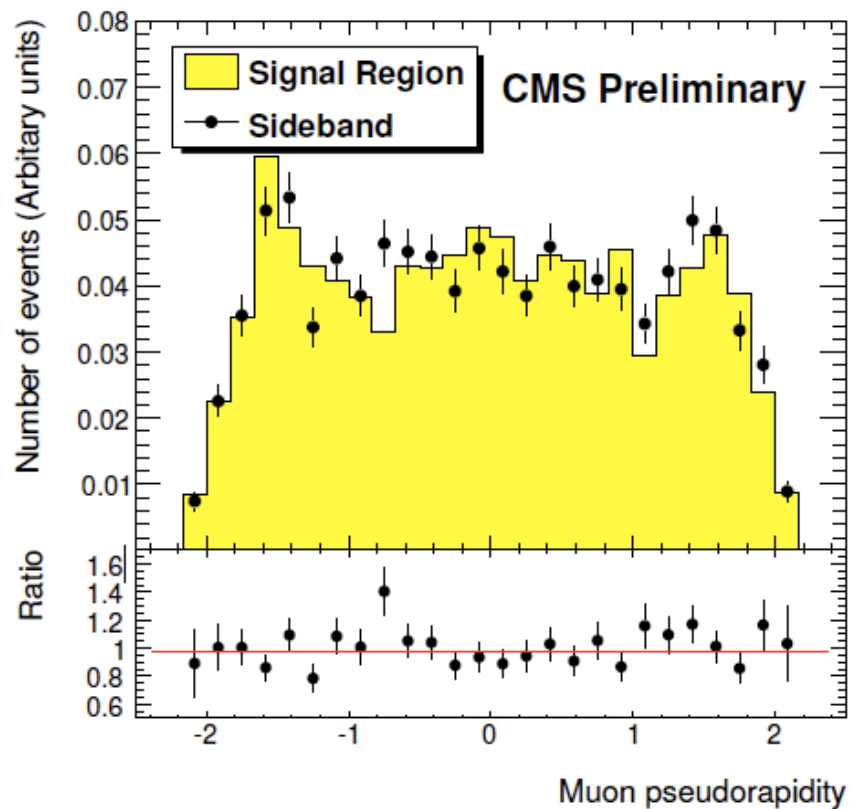
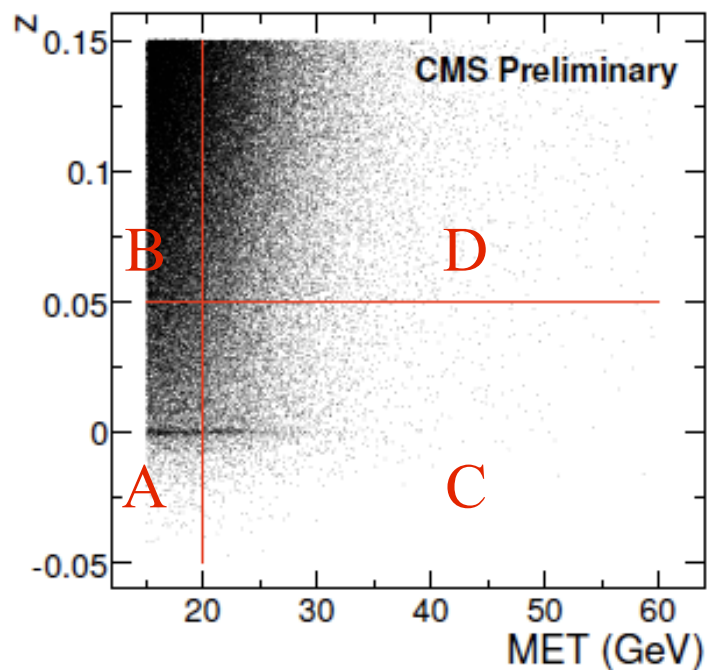
$$z = 1 - \frac{p_T}{p_T + Iso}$$

~1% systematic uncertainty on signal yield (3% QCD background)



Rapidity Shape of QCD Background

- ◆ Use sideband (A) to predict rapidity distribution of QCD background in signal region (C).
- ◆ Checked over MC: agreement is within sample statistics.





Differential Cross Sections

- ◆ Related cross sections to observed number of events

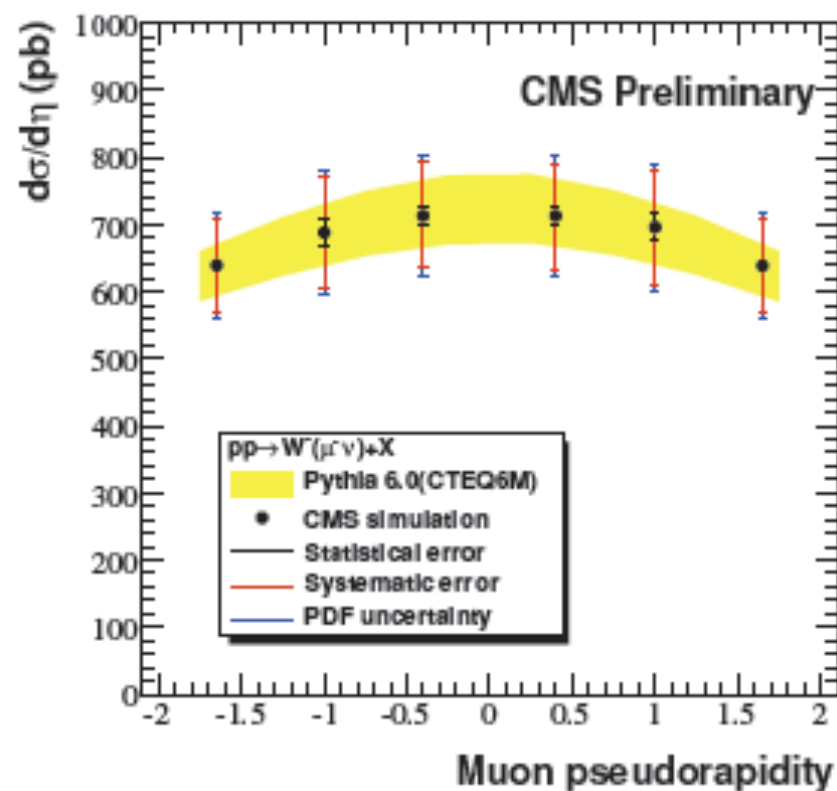
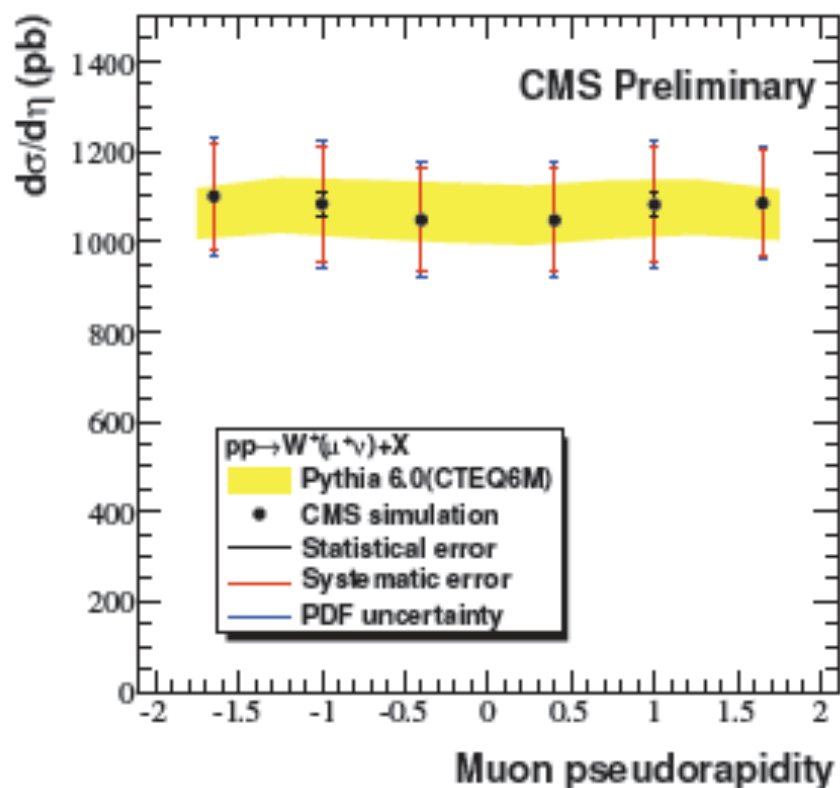
$$\frac{dN}{d\eta} = \mathcal{L} \cdot \frac{d\sigma}{d\eta} \cdot \epsilon_{HLT} \cdot \epsilon_{offline} \cdot \epsilon_{acceptance}$$

- ◆ Expected Systematic errors, 12-13%. (very conservative)
 - ◆ Estimated acceptance with CTEQ6M, 4-5%.
 - ◆ Efficiency correction, 4-5%. (Assuming efficiencies determined with 10 pb⁻¹ of Drell Yan dimuon events).
 - ◆ Background subtraction and estimation, 1-2%.
 - ◆ **Expected luminosity error, 10%.**
 - ◆ Others, ...



Muon Differential Cross Section at 10 pb⁻¹

- ◆ Even at 10 pb⁻¹ of integrated luminosity, results are dominated by systematic errors. (MC generated with CTEQ6L)
- ◆ Can reduce luminosity error if comparing shape to higher-order calculation.





Charge Asymmetry at 100 pb⁻¹

- ◆ Theoretically preferred charge asymmetry,

$$A(\eta) = \frac{\frac{d\sigma}{d\eta}(W^+ \rightarrow \mu^+ \nu) - \frac{d\sigma}{d\eta}(W^- \rightarrow \mu^- \nu)}{\frac{d\sigma}{d\eta}(W^+ \rightarrow \mu^+ \nu) + \frac{d\sigma}{d\eta}(W^- \rightarrow \mu^- \nu)}$$

- ◆ Relate experimental observable, number of events, to above asymmetry: experimental inefficiencies, acceptances, etc.

$$A(\eta) = \frac{\frac{dN^+}{d\eta} - \frac{dN^-}{d\eta} \cdot \frac{\epsilon_{HLT}^+ \epsilon_{offline}^+ \epsilon_{acceptance}^+}{\epsilon_{HLT}^- \epsilon_{offline}^- \epsilon_{acceptance}^-}}{\frac{dN^+}{d\eta} + \frac{dN^-}{d\eta} \cdot \frac{\epsilon_{HLT}^+ \epsilon_{offline}^+ \epsilon_{acceptance}^+}{\epsilon_{HLT}^- \epsilon_{offline}^- \epsilon_{acceptance}^-}}$$

- ◆ Symmetric detector: trigger/offline efficiency ratios are 1. Acceptance differs from unit.

$$A(\eta)_{obs} = \frac{\frac{dN^+}{d\eta} - \frac{dN^-}{d\eta}}{\frac{dN^+}{d\eta} + \frac{dN^-}{d\eta}} = \frac{d\sigma^+ / d\eta - \left(\frac{\epsilon_{acceptance}^-}{\epsilon_{acceptance}^+}\right) \cdot d\sigma^- / d\eta}{d\sigma^+ / d\eta + \left(\frac{\epsilon_{acceptance}^-}{\epsilon_{acceptance}^+}\right) \cdot d\sigma^- / d\eta}$$

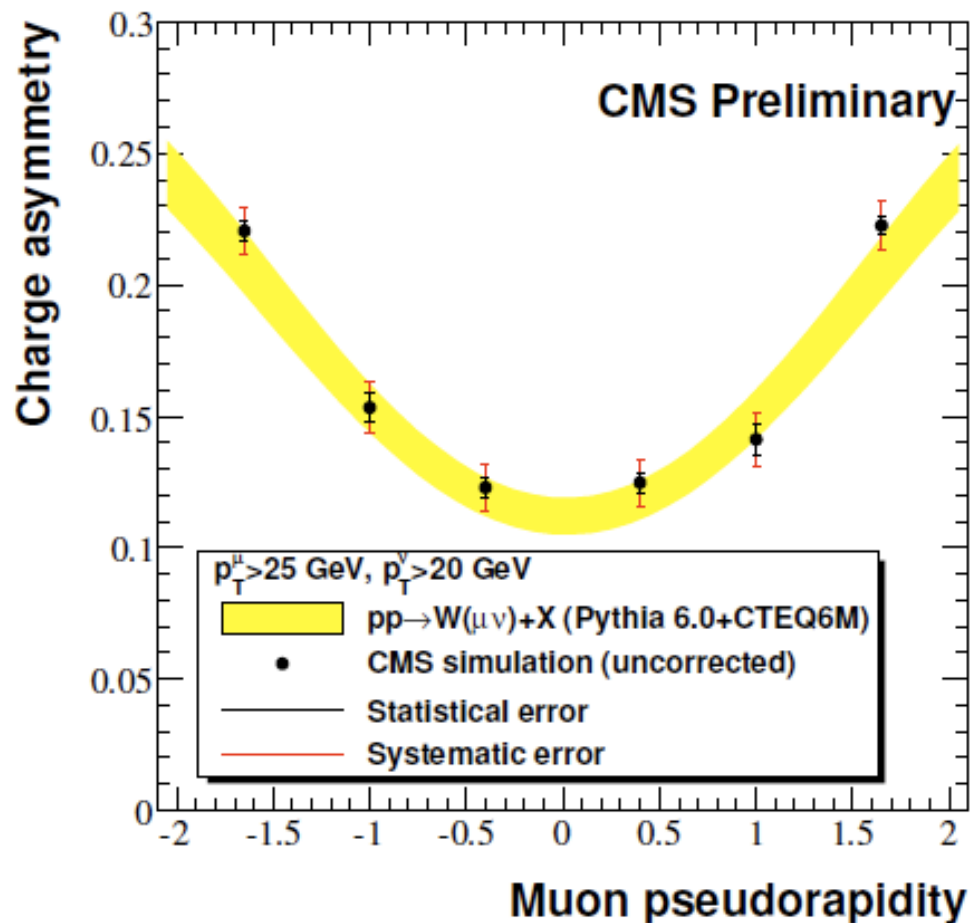
Experimental observable

Theoretical prediction



Charge Asymmetry at 100 pb⁻¹(I)

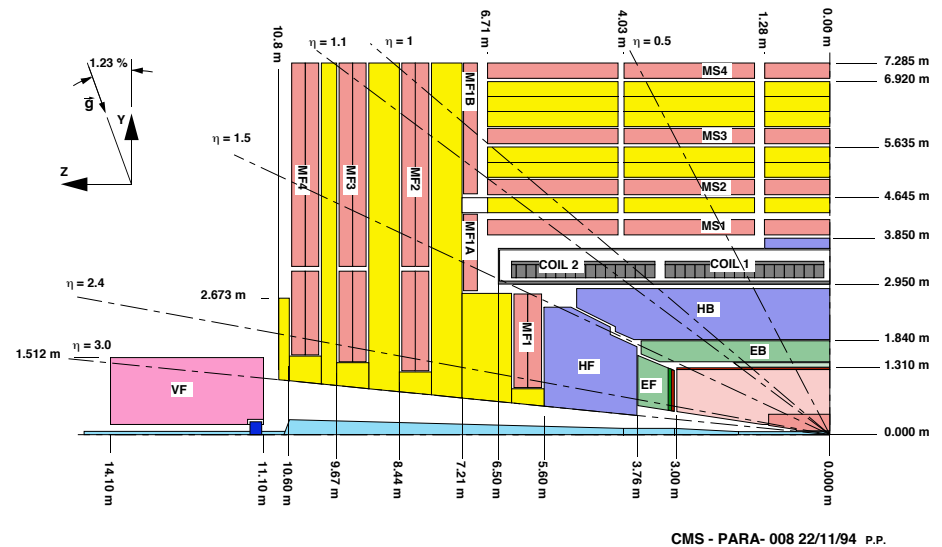
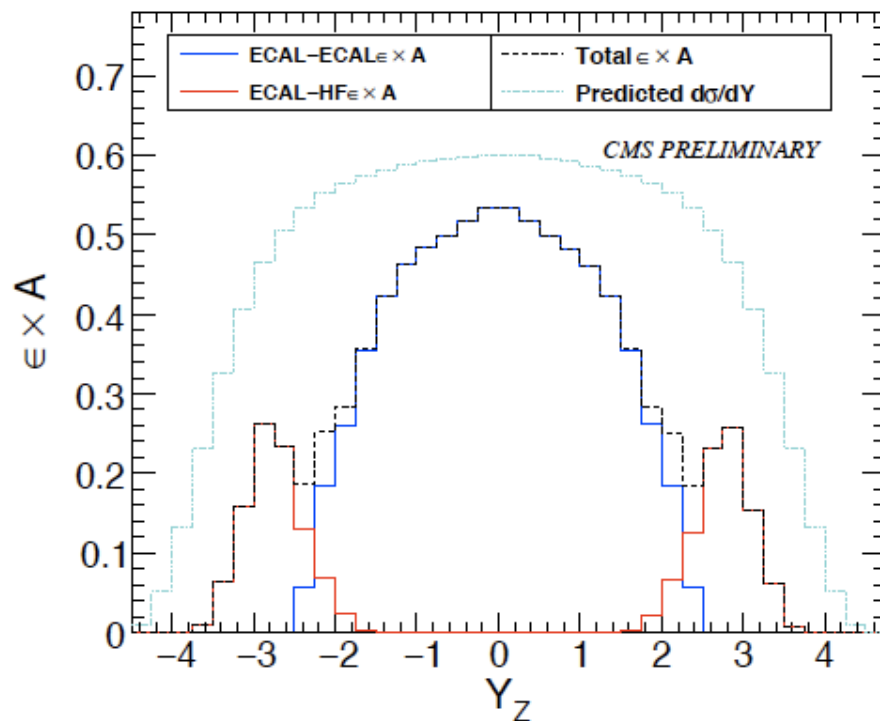
- ◆ Statistical errors: 0.004-006.
- ◆ Systematic error is dominated by the error on the offline and trigger efficiency ratio between μ^+ and μ^- .
(assumed to be determined at 1.3% level with 100 pb⁻¹ of integrated luminosity)
- ◆ Could provide constraints to different PDF models.
- ◆ Some minor experimental & theoretical systematic errors are not included, muon p_T resolution, MET resolution, etc.





Z(ee) Rapidity Shape

- ◆ Single isolated electron trigger ($E_T > 15$ GeV).
- ◆ Very little background: W/Z+jets, dijets, photon+jets, etc.
- ◆ Very unique technique: electron reconstruction with the CMS Forward Hadron(HF) detector, longitudinal shower information..



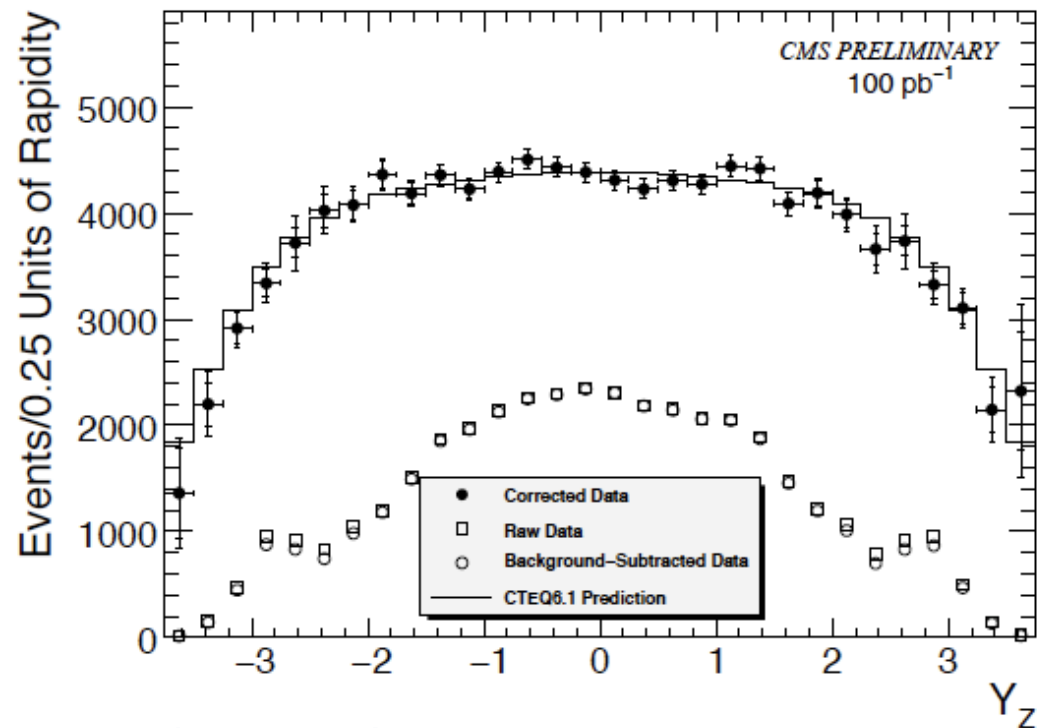
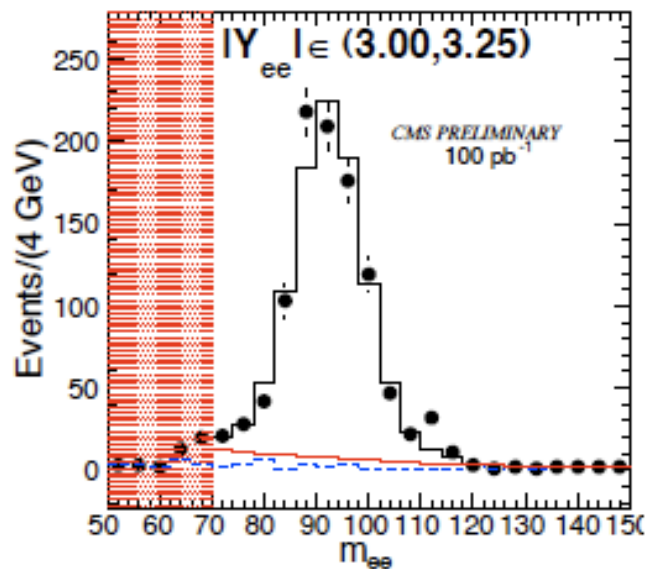
Largely extend the acceptance
 (rapidity from ~ 2.5 to ~ 4.0)
 → lower x in parton kinematics!



Expected Results at 100 pb⁻¹

$$\frac{1}{\sigma} \frac{d\sigma(Z \rightarrow e^+e^-)}{dY_i} = \frac{(\epsilon \times A)}{N - B} \cdot \frac{N_i - B_i}{\Delta_i(\epsilon \times A)_i}$$

- ◆ Background estimated with a two-component fit method.



- ◆ The background of HF electrons are under control.
- ◆ With 100 pb⁻¹ of integrated luminosity, it can constrain different PDF models.



Summary

- ◆ Estimate the expected sensitivities in $W(\mu\nu)$ differential cross section and charge asymmetry with early CMS data.
- ◆ Differential cross sections will be limited by systematic errors even with 10 pb^{-1} of integrate luminosity.
- ◆ Muon charge asymmetry could provide constraints to PDF models with 100 pb^{-1} of integrated luminosity if systematic errors are under control.
- ◆ With 100 pb^{-1} of integrated luminosity, Z rapidity shape can provide constraints to PDFs.



Back-up Slides