

Bayesian Statistics and Supersymmetry

Leszek Roszkowski

The University of Sheffield, England and
The Soltan Institute for Nuclear Studies, Warsaw, Poland

with Roberto Ruiz de Austri and Roberto Trotta
and J. Silk, F. Feroz, M. Hobson, D. Lopez-Fogliani, S. Tsai and T. Varley (several papers)

new tool: **SuperBayes package**, available from www.superbayes.org

Main interests/activity

Main interests/activity

- SUSY and heavy quark flavor (general flavor mixing, beyond LO calculation \Rightarrow new (focusing) effect)

Main interests/activity

- SUSY and heavy quark flavor (general flavor mixing, beyond LO calculation \Rightarrow new (focusing) effect)
- axino and gravitino dark matter (bounds from BBN and on T_R , and tests at the LHC)

Main interests/activity

- SUSY and heavy quark flavor (general flavor mixing, beyond LO calculation \Rightarrow new (focusing) effect)
- axino and gravitino dark matter (bounds from BBN and on T_R , and tests at the LHC)
- dark matter and Fermi

Main interests/activity

- SUSY and heavy quark flavor (general flavor mixing, beyond LO calculation \Rightarrow new (focusing) effect)
- axino and gravitino dark matter (bounds from BBN and on T_R , and tests at the LHC)
- dark matter and Fermi
- low-energy SUSY models and signatures (DM, LHC), Bayesian approach
- SUSY parameter reconstruction from LHC data

MCMC + Bayesian Statistics

(MCMC=Markov Chain Monte Carlo)

MCMC + Bayesian Statistics

(MCMC=Markov Chain Monte Carlo)

Advantages

MCMC + Bayesian Statistics

(MCMC=Markov Chain Monte Carlo)

Advantages

- PS: constraints applied with weights and errors (expt and theor)

MCMC + Bayesian Statistics

(MCMC=Markov Chain Monte Carlo)

Advantages

- PS: constraints applied with weights and errors (expt and theor)
- easy to deal with additional parameters

MCMC + Bayesian Statistics

(MCMC=Markov Chain Monte Carlo)

Advantages

- PS: constraints applied with weights and errors (expt and theor)
- easy to deal with additional parameters
- efficient, nr of scan points $\propto N$

MCMC + Bayesian Statistics

(MCMC=Markov Chain Monte Carlo)

Advantages

- PS: constraints applied with weights and errors (expt and theor)
- easy to deal with additional parameters
- efficient, nr of scan points $\propto N$
- 'allowed' regions of PS: function of probability

MCMC + Bayesian Statistics

(MCMC=Markov Chain Monte Carlo)

Advantages

- PS: constraints applied with weights and errors (expt and theor)
- easy to deal with additional parameters
- efficient, nr of scan points $\propto N$
- 'allowed' regions of PS: function of probability

MCMC + Bayesian Statistics

(MCMC=Markov Chain Monte Carlo)

Advantages

- PS: constraints applied with weights and errors (expt and theor)
- easy to deal with additional parameters
- efficient, nr of scan points $\propto N$
- 'allowed' regions of PS: function of probability

Powerful method of exploring multi-parameter models;

MCMC + Bayesian Statistics

(MCMC=Markov Chain Monte Carlo)

Advantages

- PS: constraints applied with weights and errors (expt and theor)
- easy to deal with additional parameters
- efficient, nr of scan points $\propto N$
- ‘allowed’ regions of PS: function of probability

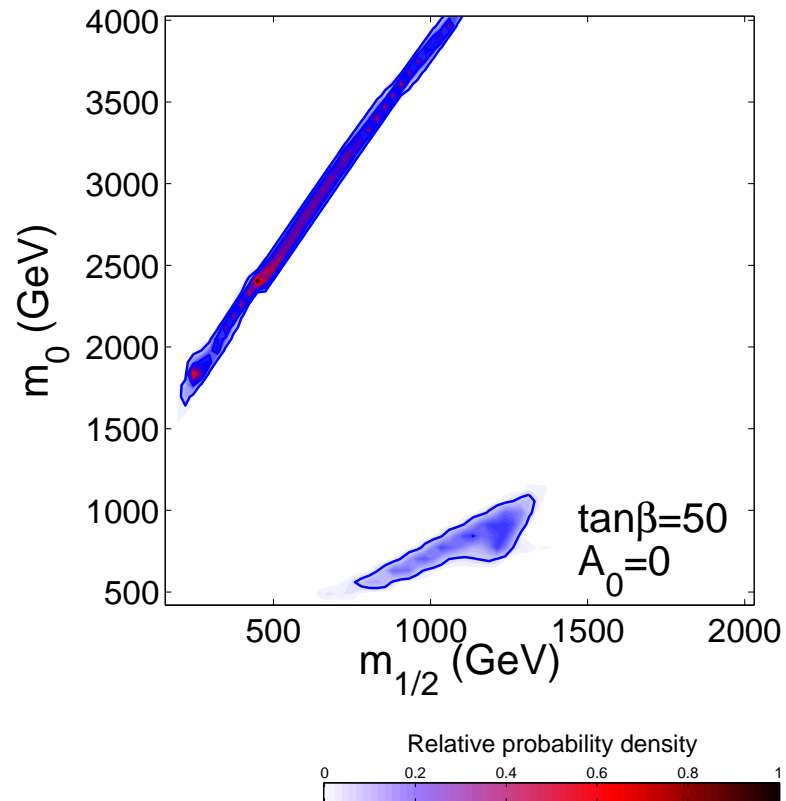
Powerful method of exploring multi-parameter models;
allows one to make global statements, expose correlations, etc.

huge improvement over “traditional” fixed-grid scans

Impact of varying SM parameters

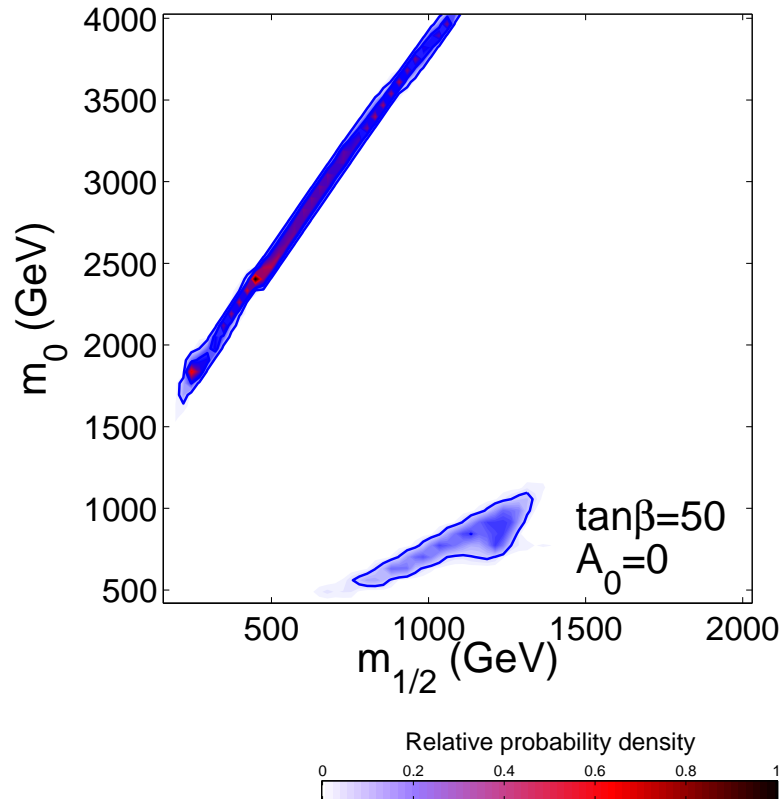
Impact of varying SM parameters

fix $\tan\beta$, A_0 + all SM param's

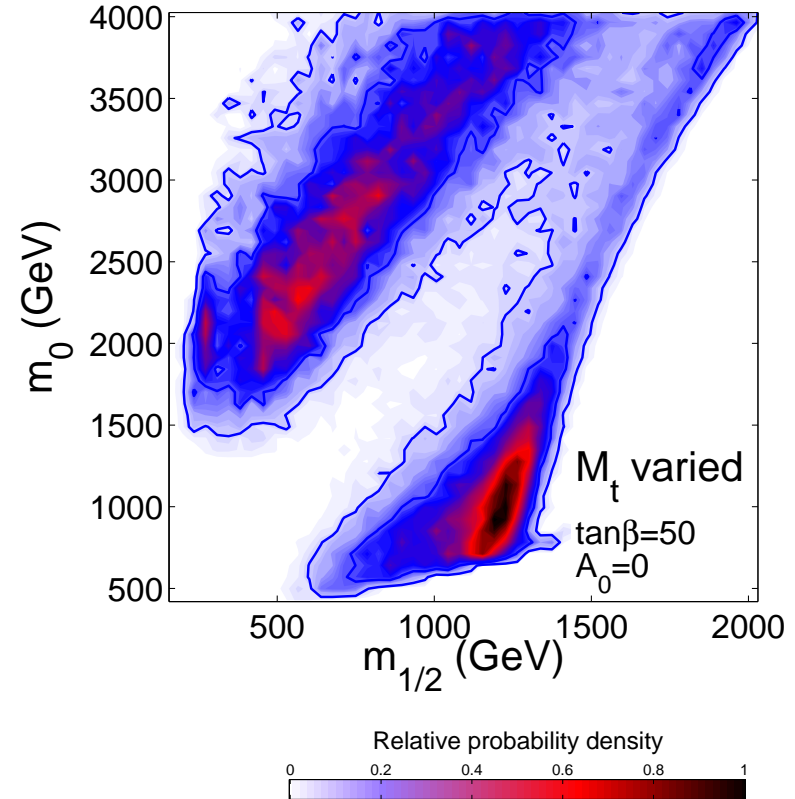


Impact of varying SM parameters

fix $\tan\beta$, A_0 + all SM param's

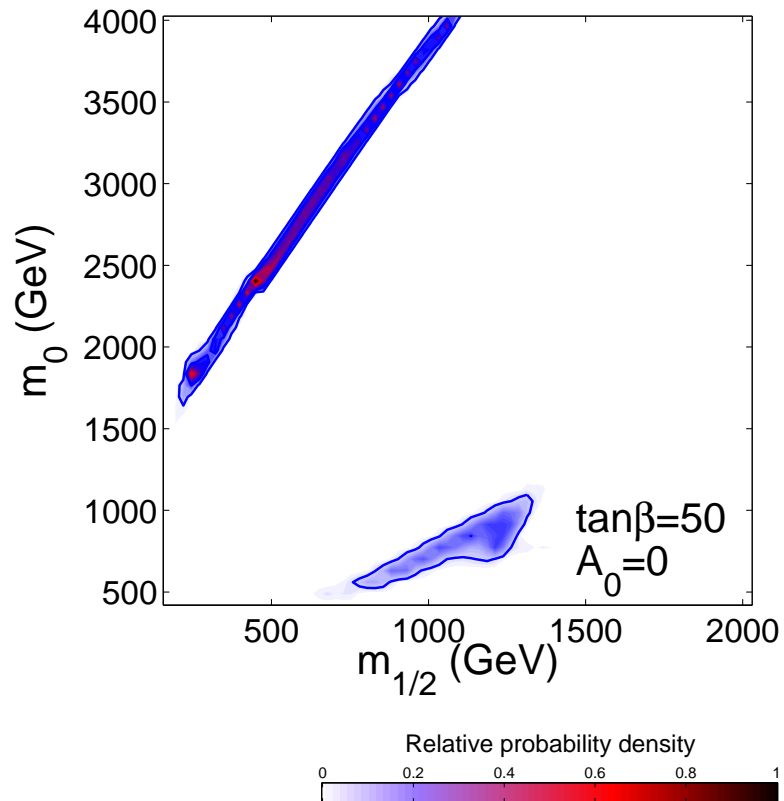


vary M_t

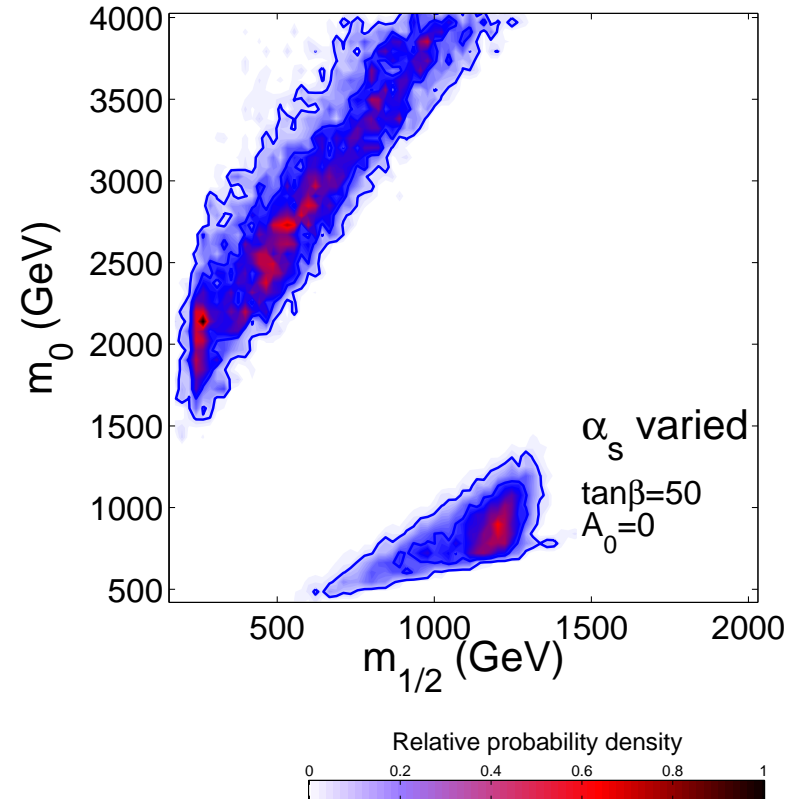


Impact of varying SM parameters

fix $\tan\beta$, A_0 + all SM param's

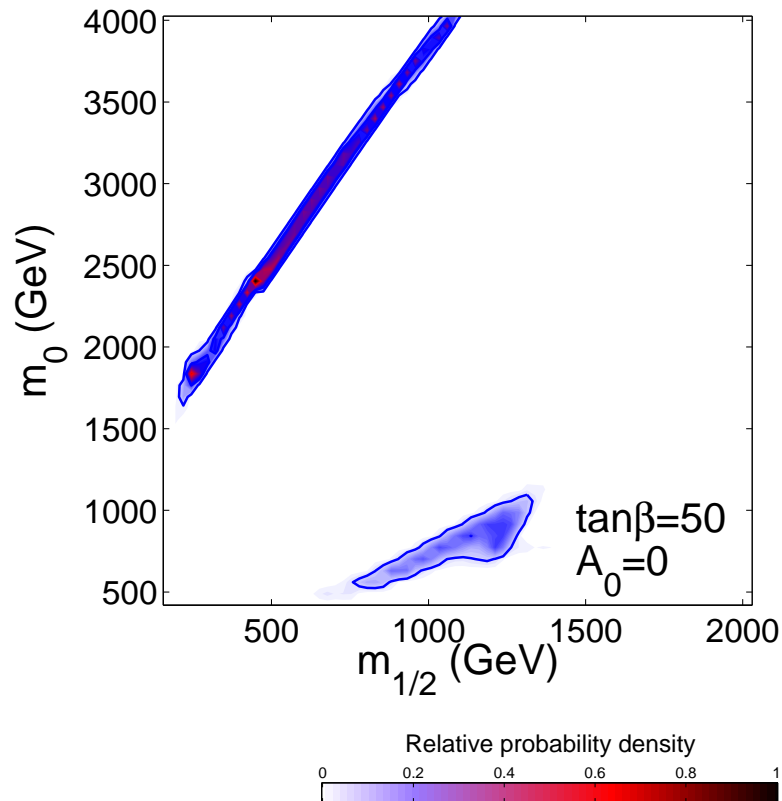


vary α_s

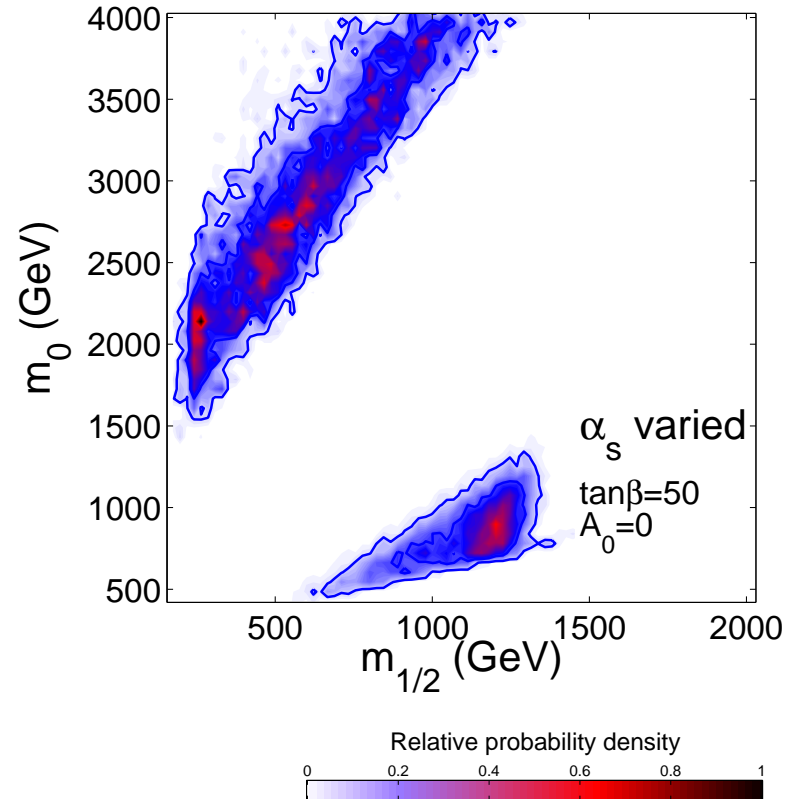


Impact of varying SM parameters

fix $\tan\beta$, A_0 + all SM param's



vary α_s



residual errors in SM parameters \Rightarrow strong impact on favoured SUSY ranges

effect of varying A_0 , $\tan\beta$ also substantial

Bayesian Analysis of the CMSSM

Apply to the CMSSM:

new development, led by 2 groups

Bayesian Analysis of the CMSSM

Apply to the CMSSM:

new development, led by 2 groups

- $m = (\theta, \psi)$ – model's all relevant parameters

Bayesian Analysis of the CMSSM

Apply to the CMSSM:

new development, led by 2 groups

- $m = (\theta, \psi)$ – model's all relevant parameters
- CMSSM parameters $\theta = m_{1/2}, m_0, A_0, \tan \beta$
- relevant SM param's $\psi = M_t, m_b(m_b)^{\overline{MS}}, \alpha_s^{\overline{MS}}, \alpha_{em}(M_Z)^{\overline{MS}}$

Bayesian Analysis of the CMSSM

Apply to the CMSSM:

new development, led by 2 groups

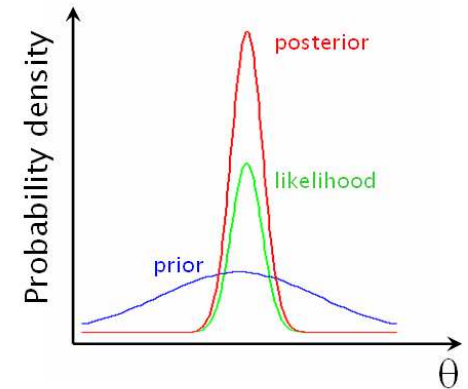
- $m = (\theta, \psi)$ – model's all relevant parameters
- CMSSM parameters $\theta = m_{1/2}, m_0, A_0, \tan \beta$
- relevant SM param's $\psi = M_t, m_b(m_b)^{\overline{MS}}, \alpha_s^{\overline{MS}}, \alpha_{em}(M_Z)^{\overline{MS}}$
- $\xi = (\xi_1, \xi_2, \dots, \xi_m)$: set of derived variables (observables): $\xi(m)$

Bayesian Analysis of the CMSSM

Apply to the CMSSM:

new development, led by 2 groups

- $m = (\theta, \psi)$ – model's all relevant parameters
- CMSSM parameters $\theta = m_{1/2}, m_0, A_0, \tan \beta$
- relevant SM param's $\psi = M_t, m_b(m_b)^{\overline{MS}}, \alpha_s^{\overline{MS}}, \alpha_{em}(M_Z)^{\overline{MS}}$
- $\xi = (\xi_1, \xi_2, \dots, \xi_m)$: set of derived variables (observables): $\xi(m)$
- d : data ($\Omega_{\text{CDM}} h^2, b \rightarrow s\gamma, m_h$, etc)



Bayesian Analysis of the CMSSM

Apply to the CMSSM:

new development, led by 2 groups

● $m = (\theta, \psi)$ – model's all relevant parameters

● CMSSM parameters $\theta = m_{1/2}, m_0, A_0, \tan \beta$

● relevant SM param's $\psi = M_t, m_b(m_b)^{\overline{MS}}, \alpha_s^{\overline{MS}}, \alpha_{em}(M_Z)^{\overline{MS}}$

● $\xi = (\xi_1, \xi_2, \dots, \xi_m)$: set of derived variables (observables): $\xi(m)$

● d : data ($\Omega_{CDM}h^2, b \rightarrow s\gamma, m_h$, etc)

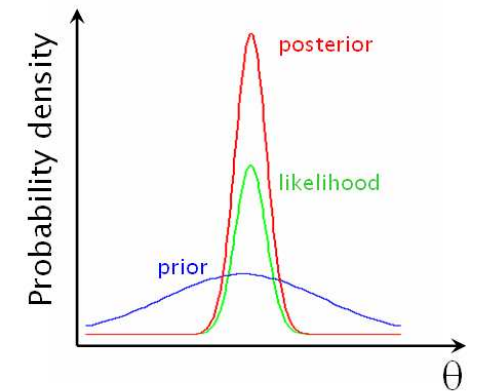
● Bayes' theorem: posterior pdf

$$p(\theta, \psi | d) = \frac{p(d|\xi)\pi(\theta, \psi)}{p(d)}$$

● $p(d|\xi) = \mathcal{L}$: likelihood

● $\pi(\theta, \psi)$: prior pdf

● $p(d)$: evidence (normalization factor)



$$\text{posterior} = \frac{\text{likelihood} \times \text{prior}}{\text{normalization factor}}$$

Bayesian Analysis of the CMSSM

Apply to the CMSSM:

new development, led by 2 groups

- $m = (\theta, \psi)$ – model's all relevant parameters

- CMSSM parameters $\theta = m_{1/2}, m_0, A_0, \tan \beta$

- relevant SM param's $\psi = M_t, m_b(m_b)^{\overline{MS}}, \alpha_s^{\overline{MS}}, \alpha_{em}(M_Z)^{\overline{MS}}$

- $\xi = (\xi_1, \xi_2, \dots, \xi_m)$: set of derived variables (observables): $\xi(m)$

- d : data ($\Omega_{CDM}h^2, b \rightarrow s\gamma, m_h$, etc)

- Bayes' theorem: posterior pdf

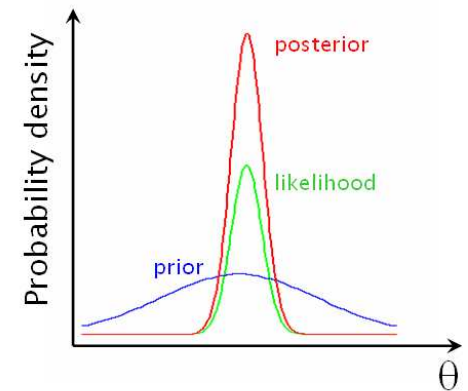
$$p(\theta, \psi | d) = \frac{p(d|\xi)\pi(\theta, \psi)}{p(d)}$$

- $p(d|\xi) = \mathcal{L}$: likelihood

- $\pi(\theta, \psi)$: prior pdf

- $p(d)$: evidence (normalization factor)

- usually marginalize over SM (nuisance) parameters $\psi \Rightarrow p(\theta | d)$



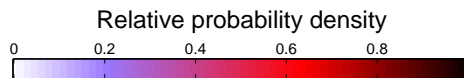
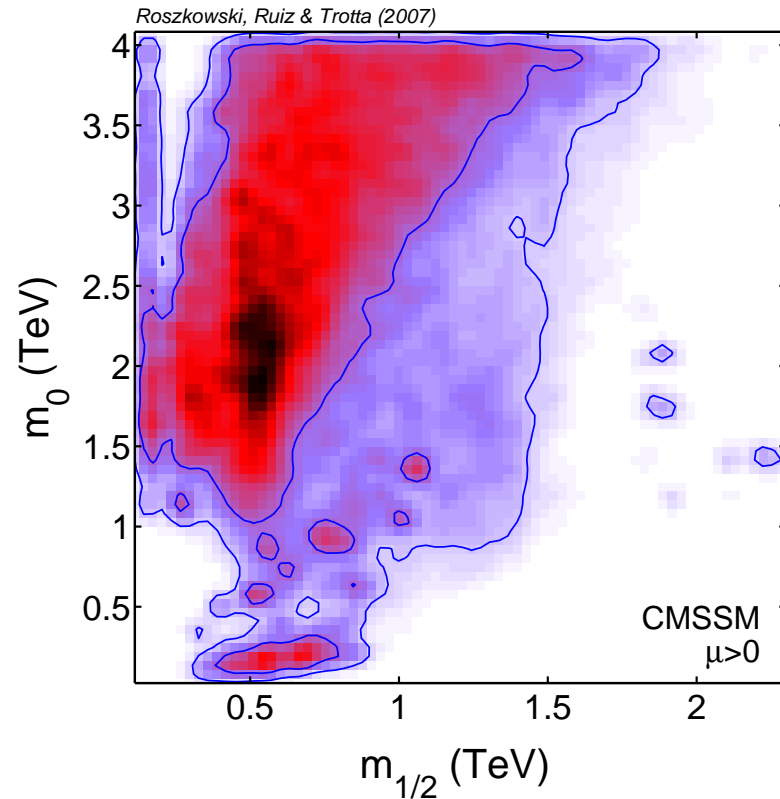
$$\text{posterior} = \frac{\text{likelihood} \times \text{prior}}{\text{normalization factor}}$$

Probability maps of the CMSSM

Bayesian posterior pdf

Probability maps of the CMSSM

arXiv:0705.2012

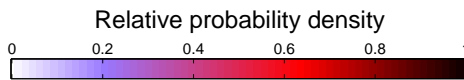
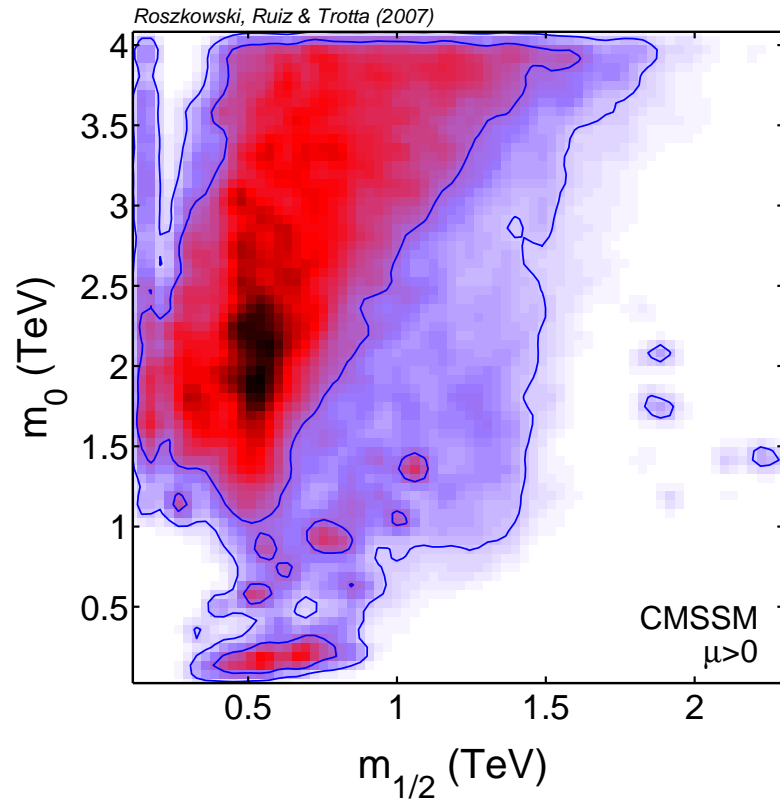


Bayesian posterior pdf

- MCMC scan (4 CMSSM + 4 SM param's)
- $50 \text{ GeV} < m_{1/2}, m_0 < 4 \text{ TeV}, |A_0| < 7 \text{ TeV}, 2 < \tan \beta < 62$
- relative probability density fn (pdf)
- flat priors
- 68% total prob. – inner contours
- 95% total prob. – outer contours
- 2-dim pdf $p(m_0, m_{1/2} | d)$
- favored: $m_0 \gg m_{1/2}$ (FP region)

Probability maps of the CMSSM

arXiv:0705.2012



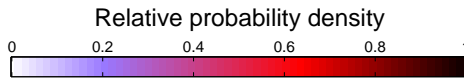
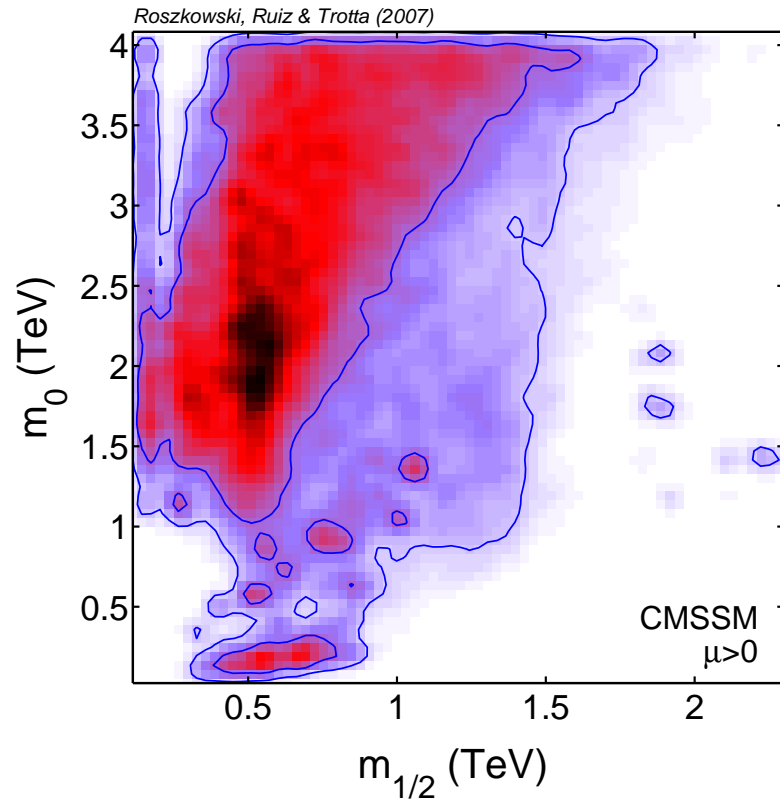
Bayesian posterior pdf

- MCMC scan (4 CMSSM + 4 SM param's)
- $50 \text{ GeV} < m_{1/2}, m_0 < 4 \text{ TeV}, |A_0| < 7 \text{ TeV}, 2 < \tan \beta < 62$
- relative probability density fn (pdf)
- flat priors
- 68% total prob. – inner contours
- 95% total prob. – outer contours
- 2-dim pdf $p(m_0, m_{1/2} | d)$
- favored: $m_0 \gg m_{1/2}$ (FP region)

similar study by Allanach+Lester et al.
see also, Ellis et al (EHOW, χ^2 approach)

Probability maps of the CMSSM

arXiv:0705.2012



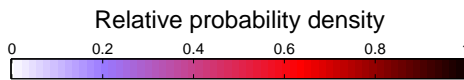
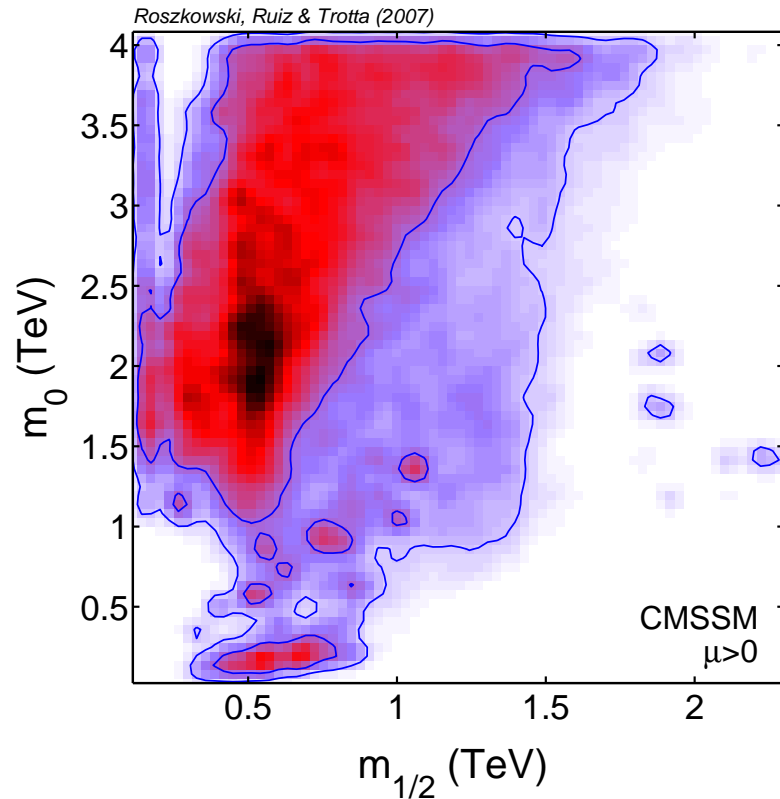
Bayesian posterior pdf

- MCMC scan (4 CMSSM + 4 SM param's)
- $50 \text{ GeV} < m_{1/2}, m_0 < 4 \text{ TeV}, |A_0| < 7 \text{ TeV}, 2 < \tan \beta < 62$
- relative probability density fn (pdf)
- flat priors
- 68% total prob. – inner contours
- 95% total prob. – outer contours
- 2-dim pdf $p(m_0, m_{1/2} | d)$
- favored: $m_0 \gg m_{1/2}$ (FP region)

important to vary also SM parameters

Probability maps of the CMSSM

arXiv:0705.2012



Bayesian posterior pdf

- MCMC scan (4 CMSSM + 4 SM param's)
- $50 \text{ GeV} < m_{1/2}, m_0 < 4 \text{ TeV}, |A_0| < 7 \text{ TeV}, 2 < \tan \beta < 62$
- relative probability density fn (pdf)
- flat priors
- 68% total prob. – inner contours
- 95% total prob. – outer contours
- 2-dim pdf $p(m_0, m_{1/2} | d)$
- favored: $m_0 \gg m_{1/2}$ (FP region)

⇒ **Constrained MSSM is currently under-constrained**

CMSSM: Some fairly robust predictions

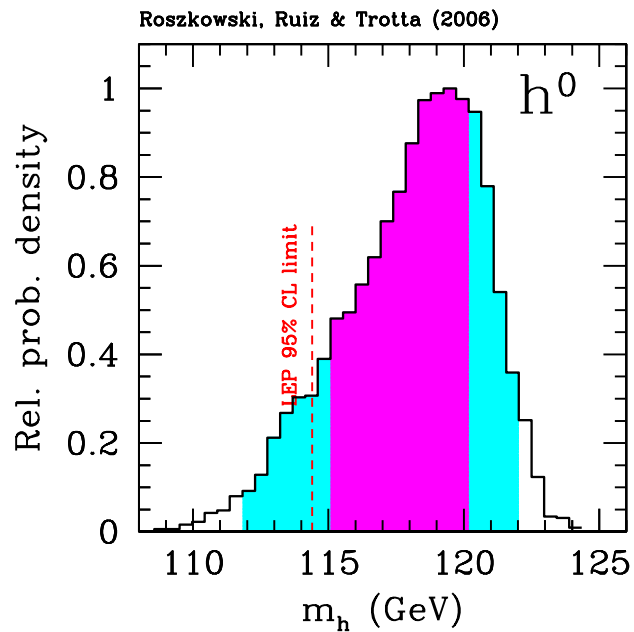
some observables are rather robust

despite prior dependence

CMSSM: Some fairly robust predictions

some observables are rather robust

despite prior dependence

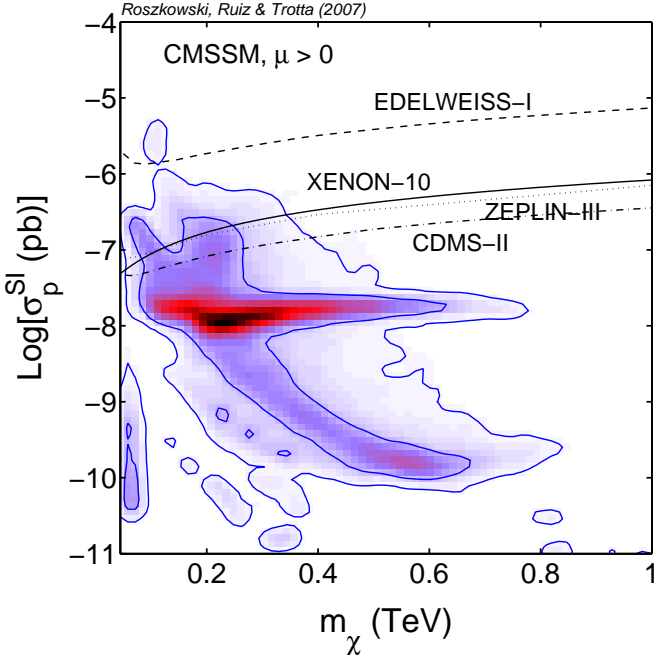
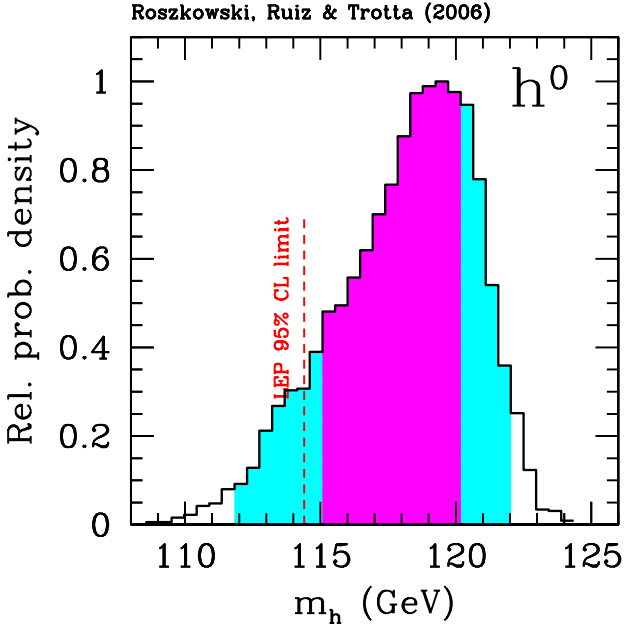


- SM-like light Higgs
- to be fully explored at the Tevatron

CMSSM: Some fairly robust predictions

some observables are rather robust

despite prior dependence



- SM-like light Higgs
- to be fully explored at the Tevatron

- already explored by current searches
- to be fully explored with one-tonne detectors



Future: CMSSM Point SU3

Atlas SU3 benchmark point, arXiv:0901.0512

Future: CMSSM Point SU3

Atlas SU3 benchmark point, arXiv:0901.0512

Parameter	SU3 benchmark value
m_0	100 GeV
$m_{1/2}$	300 GeV
$\tan \beta$	6.0
A_0	-300 GeV
$\Omega_\chi h^2$	0.23319 \leftarrow
SUSY mass spectrum	
$\chi = \chi_1^0$	117.9 GeV
χ_2^0	223.4 GeV
$\widetilde{m}_{\widetilde{l}}$	152.2 GeV
$m_{\widetilde{q}}$	652.4 GeV

-  $\widetilde{m}_{\widetilde{l}}$ - lightest slepton mass
-  $m_{\widetilde{q}}$ - average light squark mass

Future: CMSSM Point SU3

Atlas SU3 benchmark point, arXiv:0901.0512

Parameter	SU3 benchmark value
m_0	100 GeV
$m_{1/2}$	300 GeV
$\tan \beta$	6.0
A_0	-300 GeV
$\Omega_\chi h^2$	0.23319 \leftarrow
SUSY mass spectrum	
$\chi = \chi_1^0$	117.9 GeV
χ_2^0	223.4 GeV
$\widetilde{m}_\tilde{l}$	152.2 GeV
$m_{\widetilde{q}}$	652.4 GeV









-  study endpoint measurements
-  dileptons + lepton+jets
-  χ^2 minimization
-  int. lum. 1 fb^{-1}

Table 8: Resulting SUSY particle masses and mass differences within SU3 and SU4 from the χ^2 minimization fit using the dilepton and lepton+jets edges. Shown are the measured masses m_{meas} and mass differences Δm_{meas} followed first by the parabolic errors as returned by MIGRAD and then by the jet energy scale errors. When the measured parameter is anticorrelated with the jet energy scale variation, this is indicated by a \mp sign. The input Monte Carlo masses m_{MC} and mass differences Δm_{MC} are also shown. The integrated luminosity assumed is 1 fb^{-1} for SU3 and 0.5 fb^{-1} for SU4.

Observable	SU3 m_{meas} [GeV]	SU3 m_{MC} [GeV]	SU4 m_{meas} [GeV]	SU4 m_{MC} [GeV]
$m_{\chi_1^0}$	$88 \pm 60 \mp 2$	118	$62 \pm 126 \mp 0.4$	60
$m_{\chi_2^0}$	$189 \pm 60 \mp 2$	219	$115 \pm 126 \mp 0.4$	114
$m_{\widetilde{q}}$	$614 \pm 91 \pm 11$	634	$406 \pm 180 \pm 9$	416
$m_{\widetilde{l}}$	$122 \pm 61 \mp 2$	155		
Observable	SU3 Δm_{meas} [GeV]	SU3 Δm_{MC} [GeV]	SU4 Δm_{meas} [GeV]	SU4 Δm_{MC} [GeV]
$m_{\chi_2^0} - m_{\chi_1^0}$	$100.6 \pm 1.9 \mp 0.0$	100.7	$52.7 \pm 2.4 \mp 0.0$	53.6
$m_{\widetilde{q}} - m_{\chi_1^0}$	$526 \pm 34 \pm 13$	516.0	$344 \pm 53 \pm 9$	356
$m_{\widetilde{l}} - m_{\chi_1^0}$	$34.2 \pm 3.8 \mp 0.1$	37.6		

-  $\widetilde{m}_\tilde{l}$ - lightest slepton mass
-  $m_{\widetilde{q}}$ - average light squark mass

-  1st errors: parabolic
-  2nd errors: jet energy scale

Atlas: reconstruction of SU3 point

Aad, *et al.*, arXiv:0901.0512

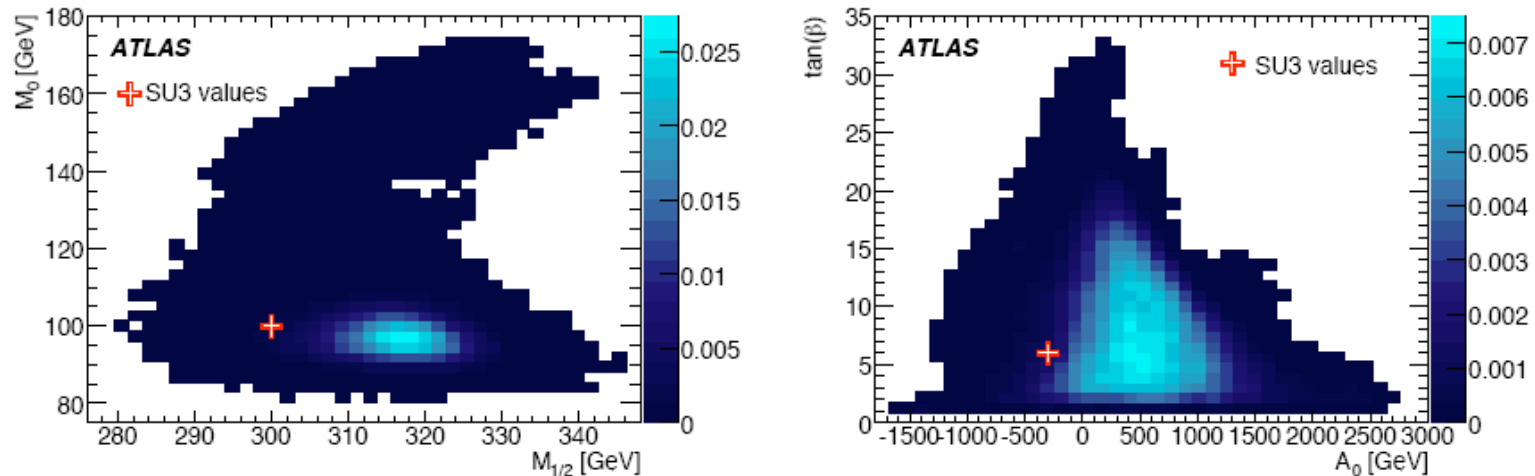


Figure 12: Two-dimensional Markov chain likelihood maps for mSUGRA parameters M_0 and $M_{1/2}$ (left) as well as $\tan\beta$ and A_0 (right) for sign $\mu = +1$, for benchmark point SU3, with integrated luminosity of 1 fb^{-1} . The crosses indicate the actual values of the parameters for that benchmark point.

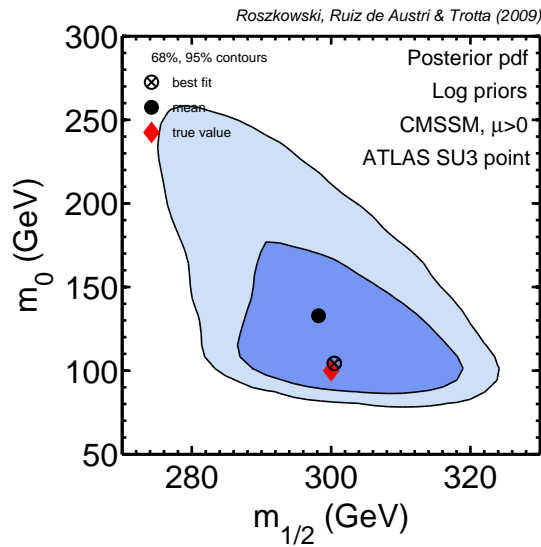
- 2D likelihood maps (int. lum. 1 fb^{-1})
- theory errors neglected
- neglect effect of SM parameters
- ranges around the true value found

Reconstructing $m_{1/2}, m_0$ with SB

Case study: Atlas SU3 benchmark point

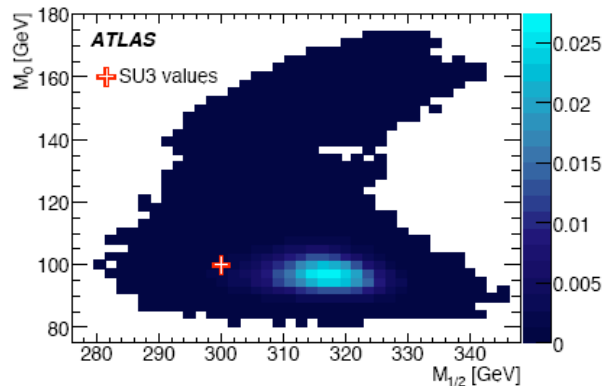
Reconstructing $m_{1/2}$, m_0 with SB

Case study: Atlas SU3 benchmark point
[arXiv:0907.0594](https://arxiv.org/abs/0907.0594)



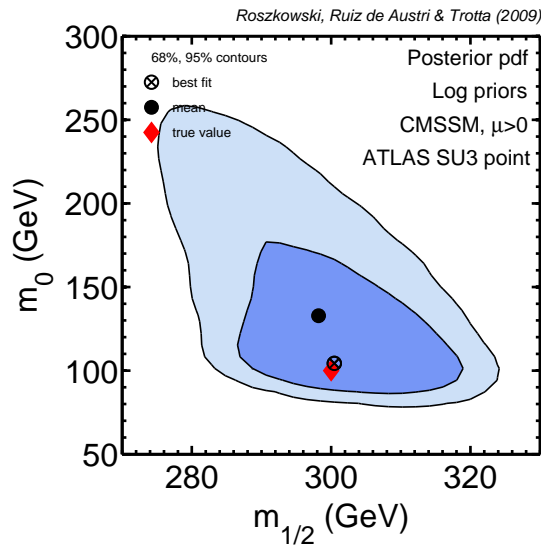
- red diamond: SU3 point
- cross in circle: best-fit value
- black dot: posterior mean
- dark blue: 68% total prob. region
- light blue: 95% total prob. region

Atlas analysis

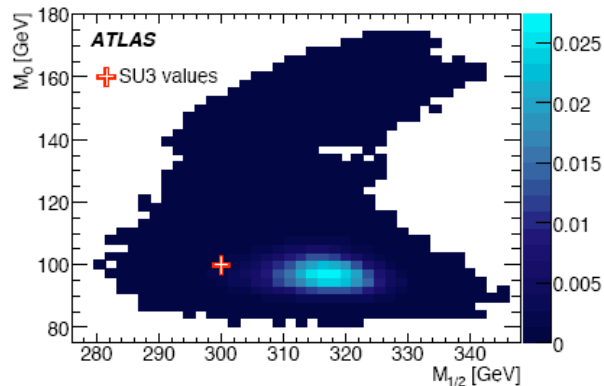


Reconstructing $m_{1/2}, m_0$ with SB

Case study: Atlas SU3 benchmark point
arXiv:0907.0594



Atlas analysis



- red diamond: SU3 point
- cross in circle: best-fit value
- black dot: posterior mean
- dark blue: 68% total prob. region
- light blue: 95% total prob. region
- $50 \text{ GeV} \leq m_{1/2}, m_0 \leq 500 \text{ GeV}, \mu > 0$
- $-2 \text{ TeV} \leq A_0 \leq 2 \text{ TeV}, 2 \leq \tan \beta \leq 62$
- follow Atlas input + covariance matrix
- fix SM (nuisance) parameters
- NO exptal constraints applied ($b \rightarrow s\gamma$, $\Omega_\chi h^2$, etc)
- similar for flat prior and profile like (akin to χ^2)
- determination similar to that claimed by Atlas

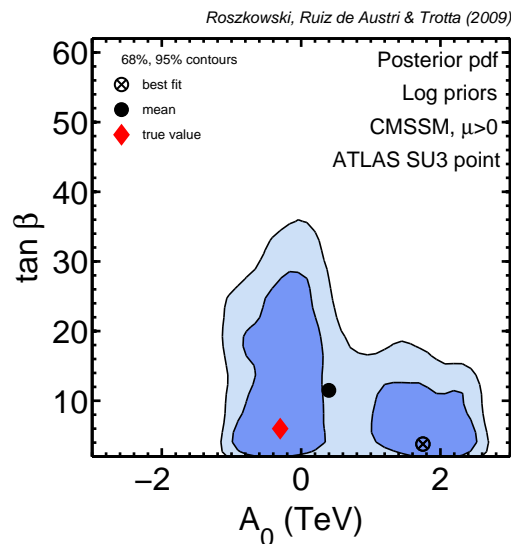
Reconstructing A_0 , $\tan \beta$ with SB

Atlas SU3 benchmark point

Reconstructing A_0 , $\tan \beta$ with SB

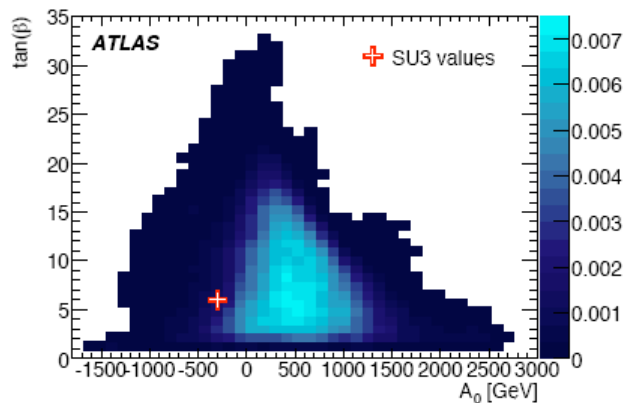
Atlas SU3 benchmark point

arXiv:0907.0594



- ◆ red diamond: SU3 point
- ⊗ cross in circle: best-fit value
- black dot: posterior mean
- dark blue: 68% total prob. region
- light blue: 95% total prob. region

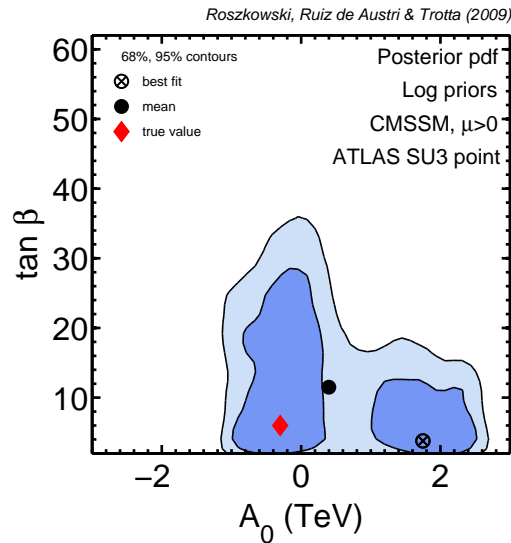
Atlas analysis



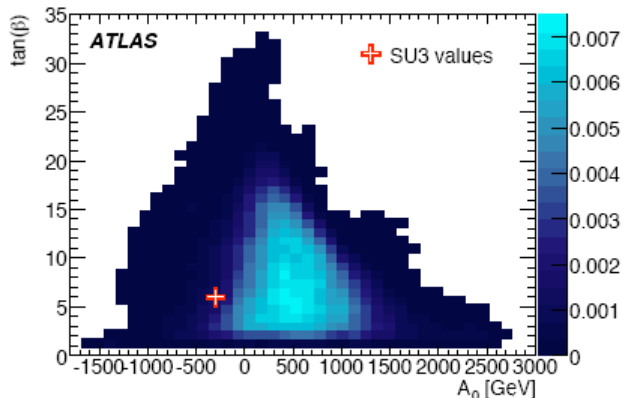
Reconstructing A_0 , $\tan \beta$ with SB

Atlas SU3 benchmark point

arXiv:0907.0594



Atlas analysis



- red diamond: SU3 point
- cross in circle: best-fit value
- black dot: posterior mean
- dark blue: 68% total prob. region
- light blue: 95% total prob. region
- $50 \text{ GeV} \leq m_{1/2}, m_0 \leq 500 \text{ GeV}, \mu > 0$
- $-2 \text{ TeV} \leq A_0 \leq 2 \text{ TeV}, 2 \leq \tan \beta \leq 62$
- follow Atlas input + covariance matrix
- fix SM (nuisance) parameters
- NO exptal constraints applied ($b \rightarrow s\gamma$, $\Omega_\chi h^2$, etc)
- similar result for flat prior and profile like (akin to χ^2)
- **determination a bit poorer than claimed by Atlas?**
- **cannot resolve sign of A_0**

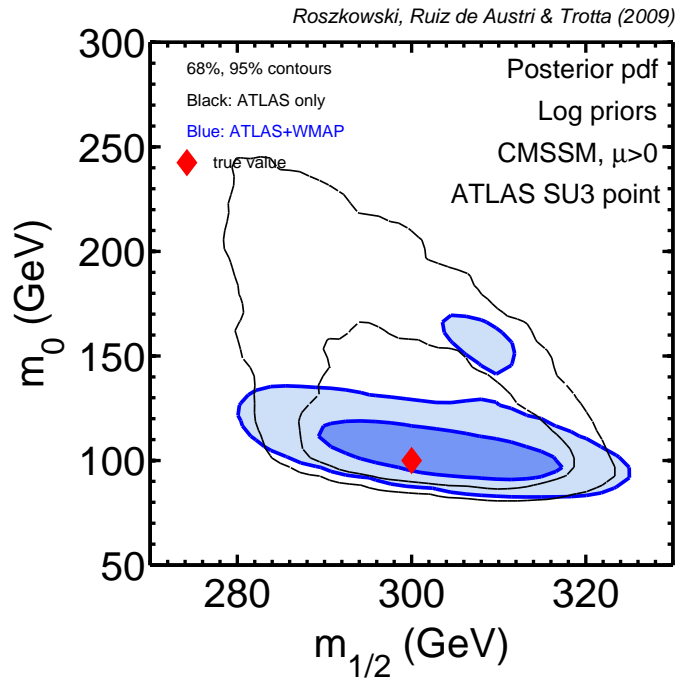
Add info on dark matter

WMAP error 0.0062

- internal (external) contours: 68% (95%) total prob.
- red diamond: SU3 point
- similar result for log prior and profile likelihood

Add info on dark matter

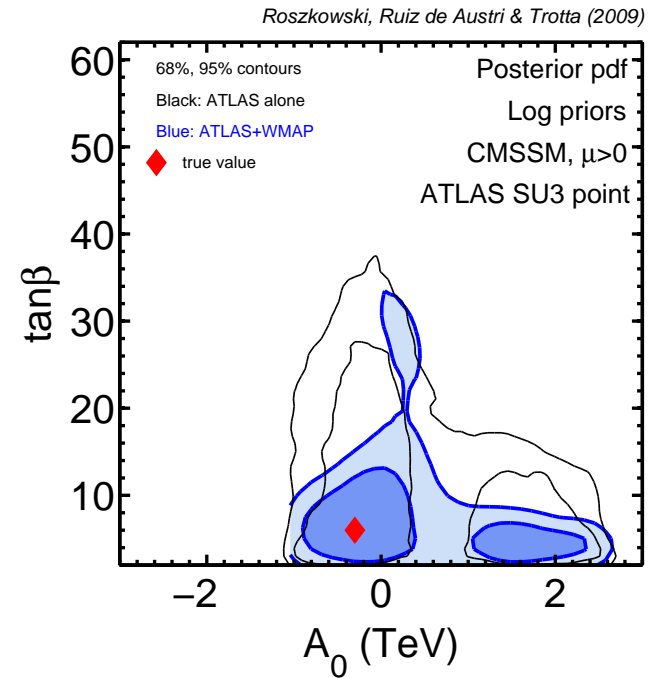
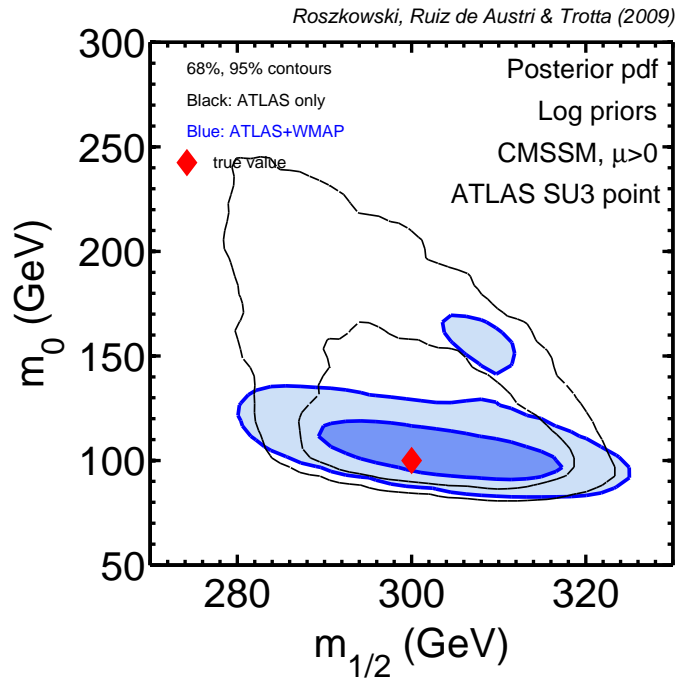
WMAP error 0.0062



- internal (external) contours: 68% (95%) total prob.
- red diamond: SU3 point
- similar result for log prior and profile likelihood

Add info on dark matter

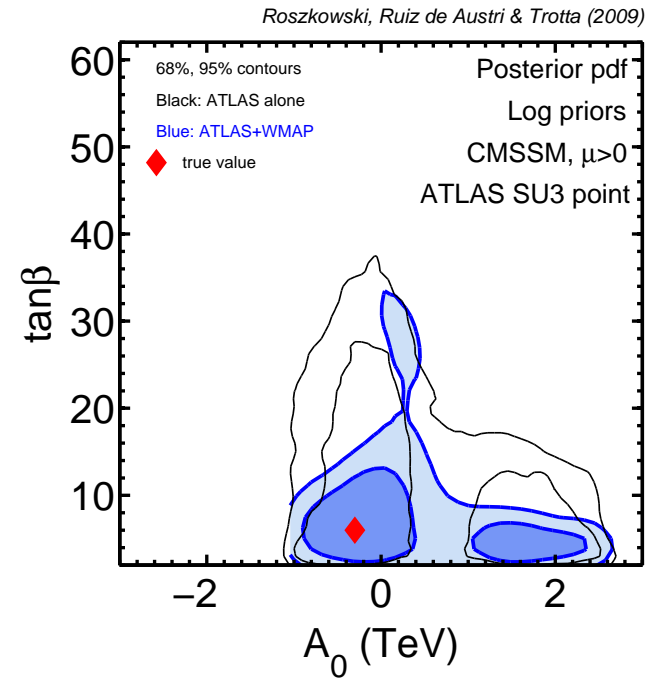
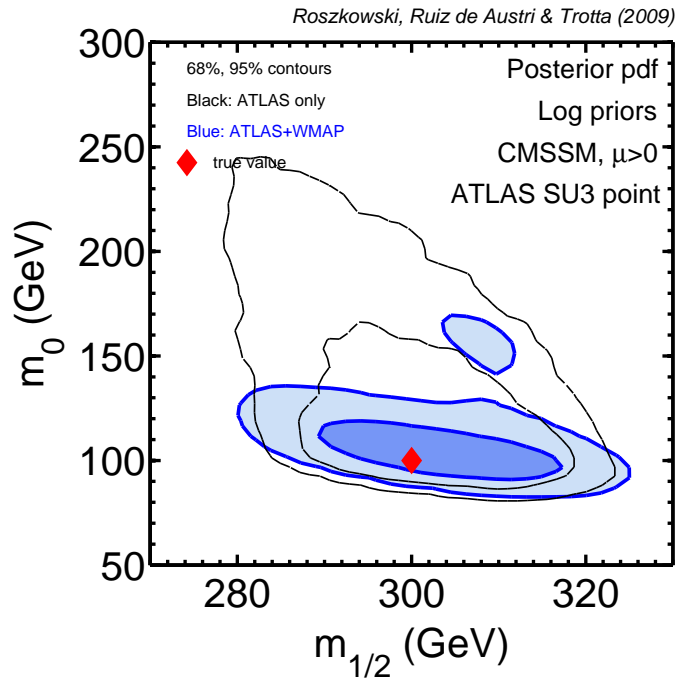
WMAP error 0.0062



- internal (external) contours: 68% (95%) total prob.
- red diamond: SU3 point
- similar result for log prior and profile likelihood

Add info on dark matter

WMAP error 0.0062



- internal (external) contours: 68% (95%) total prob.
- red diamond: SU3 point
- similar result for log prior and profile likelihood

⇒ easy to add relevant extra constraints

Summary

Summary

- MCMC + Bayesian statistics: powerful tool for LHC/Planck era to properly analyze multi-dim. “new physics” models like SUSY
- new tool: **SuperBayes package**, available from www.superbayes.org

Summary

- MCMC + Bayesian statistics: powerful tool for LHC/Planck era to properly analyze multi-dim. “new physics” models like SUSY
- new tool: **SuperBayes package**, available from www.superbayes.org
- easily adaptable to other models, frameworks,...

Summary

- MCMC + Bayesian statistics: powerful tool for LHC/Planck era to properly analyze multi-dim. “new physics” models like SUSY
- new tool: **SuperBayes package**, available from www.superbayes.org
- easily adaptable to other models, frameworks,...

Constrained MSSM

- currently underconstrained

Summary

- MCMC + Bayesian statistics: powerful tool for LHC/Planck era to properly analyze multi-dim. “new physics” models like SUSY
- new tool: **SuperBayes package**, available from www.superbayes.org
- easily adaptable to other models, frameworks,...

Constrained MSSM

- currently underconstrained

CMSSM SU3 benchmark point with 1 fb^{-1} (+WMAP error on DM $\Omega_\chi h^2$):

- SB: reconstruction of CMSSM parameters less optimistic than claimed in Atlas analysis

+ additional smearing due to neglected theory errors + SM parameter errors

Summary

- MCMC + Bayesian statistics: powerful tool for LHC/Planck era to properly analyze multi-dim. “new physics” models like SUSY
- new tool: **SuperBayes package**, available from www.superbayes.org
- easily adaptable to other models, frameworks,...

Constrained MSSM

- currently underconstrained

CMSSM SU3 benchmark point with 1 fb^{-1} (+WMAP error on DM $\Omega_\chi h^2$):

- SB: reconstruction of CMSSM parameters less optimistic than claimed in Atlas analysis

+ additional smearing due to neglected theory errors + SM parameter errors

adding WMAP and Planck error on $\Omega_\chi h^2$:

- determination of $m_{1/2}$, m_0 very good (for SU3)
- $\tan \beta$ resolved reasonably well
- still cannot resolve A_0 well, not even its sign

Summary

- MCMC + Bayesian statistics: powerful tool for LHC/Planck era to properly analyze multi-dim. “new physics” models like SUSY
- new tool: **SuperBayes package**, available from www.superbayes.org
- easily adaptable to other models, frameworks,...

Constrained MSSM

- currently underconstrained

CMSSM SU3 benchmark point with 1 fb^{-1} (+WMAP error on DM $\Omega_\chi h^2$):

- SB: reconstruction of CMSSM parameters less optimistic than claimed in Atlas analysis

+ additional smearing due to neglected theory errors + SM parameter errors

adding WMAP and Planck error on $\Omega_\chi h^2$:

- determination of $m_{1/2}$, m_0 very good (for SU3)
- $\tan \beta$ resolved reasonably well
- still cannot resolve A_0 well, not even its sign

SuperBayes tool: easily applicable to other multi-parameter models (NUHM, NMSSM, add your own...)