



Enabling Grids for E-science

Command Line Grid Programming

Spiros Spirou

Greek Application Support Team

NCSR “Demokritos”

www.eu-egee.org




- Application definition
- Environment configuration
- Information discovery
- Data management
- Program definition
- Program execution
- Summary

- Application definition
- Environment configuration
- Information discovery
- Data management
- Program definition
- Program execution
- Summary

Image Compression



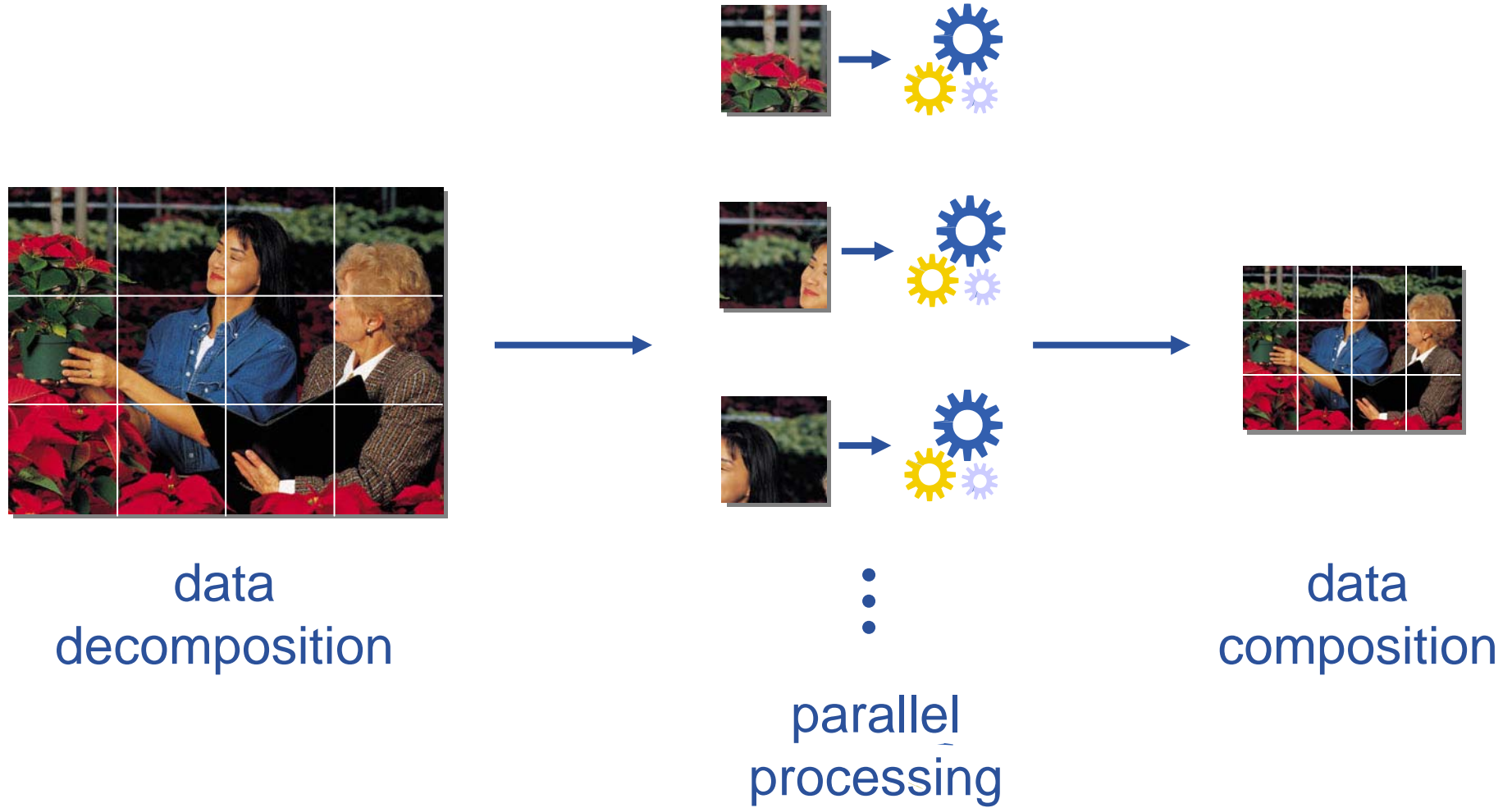
original
image



compression
algorithm




compressed
image



You must already have...

1



CA certificate

2



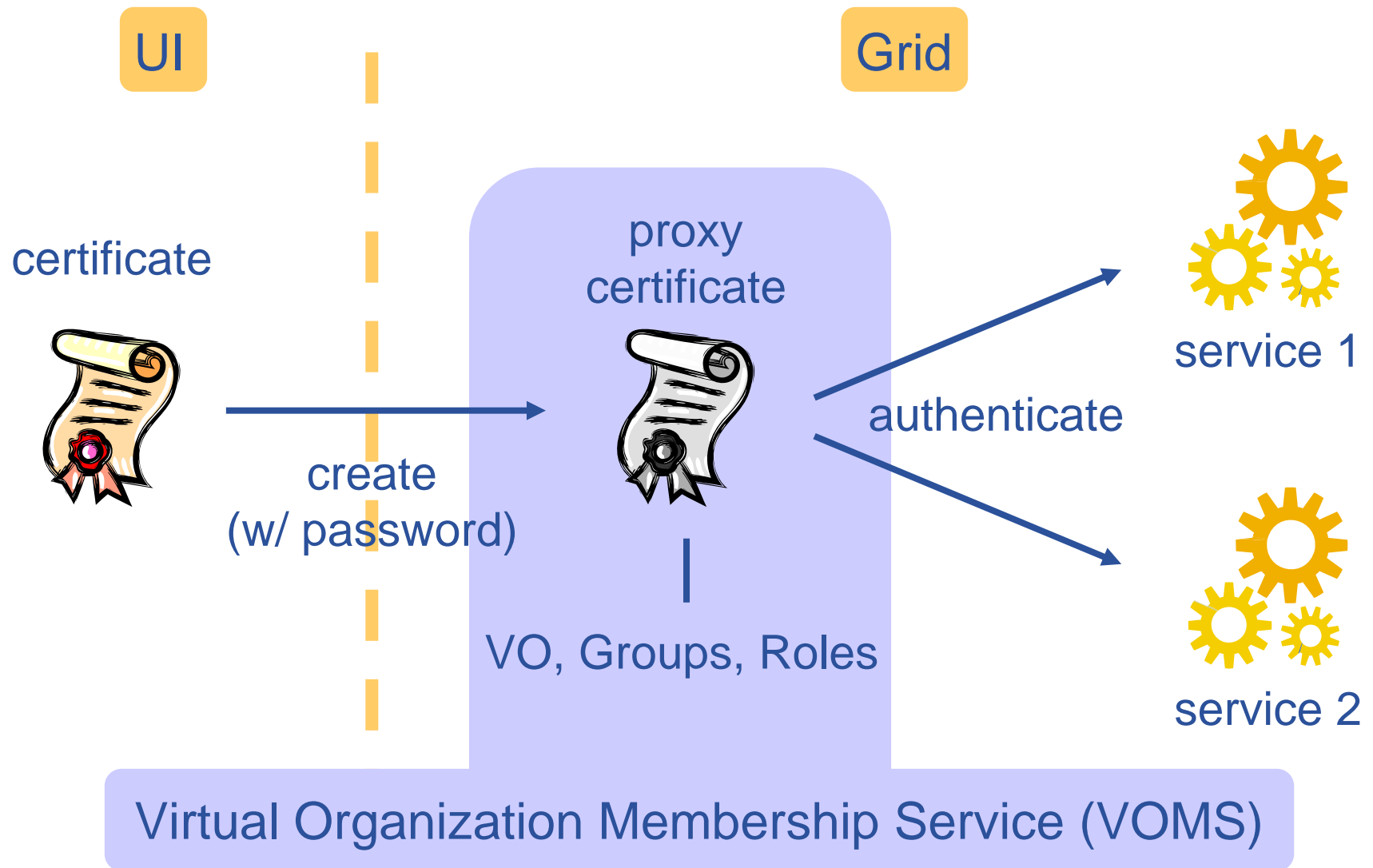
VO membership

3



UI account

- Application definition
- Environment configuration
- Information discovery
- Data management
- Program definition
- Program execution
- Summary



Command (voms-proxy-)	Description
init	Creates VOMS proxy
info	Prints VOMS proxy information
destroy	Destroys VOMS proxy
list	Lists VOMS server attributes

- gLite 3.0 User's Guide
- VOMS Core Services User's Guide

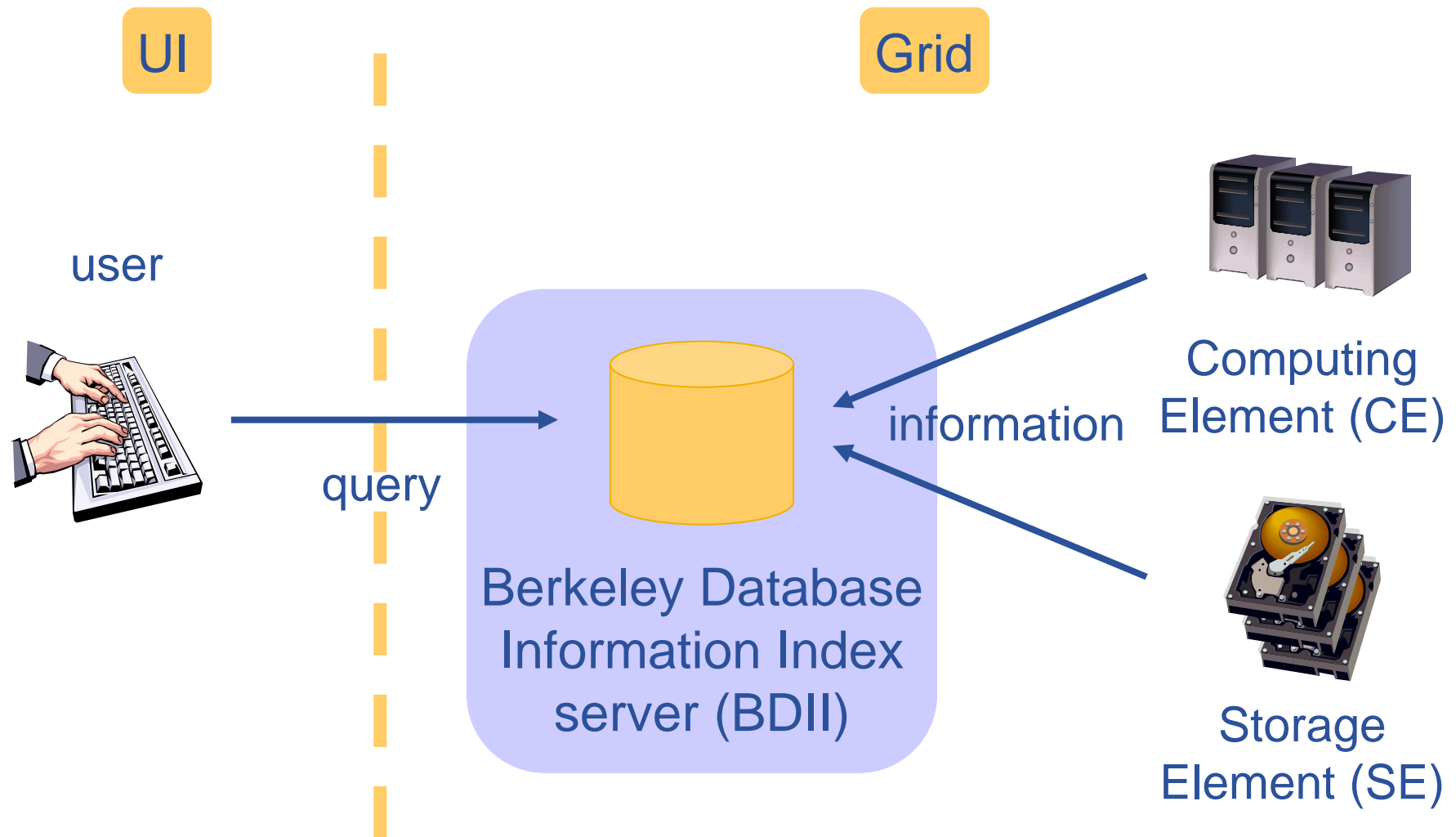
Contact VOMS server and create proxy certificate

```
> voms-proxy-init -voms=see
```

Check proxy certificate

```
> voms-proxy-info -all
```

- Application definition
- Environment configuration
- Information discovery
- Data management
- Program definition
- Program execution
- Summary



Command	Description
lcg-infosites	Prints Grid service information
Attributes	
--vo	VO name (mandatory)
--is	BDII server name

Options	Description
ce	Prints CE names
se	Prints SE names
closeSE	Prints CE and “close” SE names
all	Prints CE and SE names
lfc	Prints File Catalog (LFC) name

- gLite 3.0 User's Guide
- lcg-infosites -help

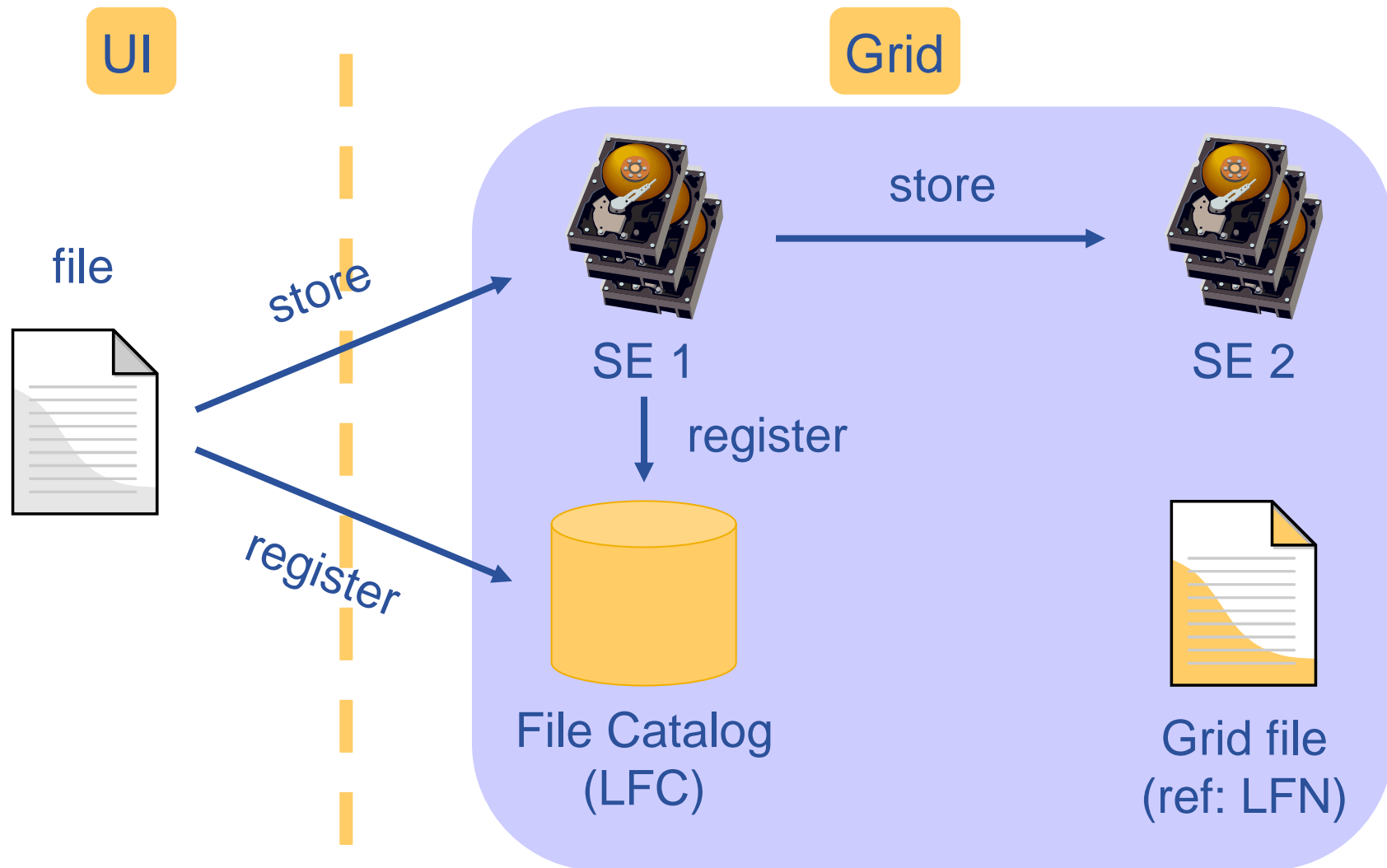
Get CE and SE names for VO

```
> lcg-infosites --vo see all
```

Get LFC name for VO

```
> lcg-infosites --vo see lfc
```

- Application definition
- Environment configuration
- Information discovery
- Data management
- Program definition
- Program execution
- Summary



Command (lcg-)	Description
cp	Copies file from Grid to UI
cr	Copies file from UI to Grid
rep	Creates replica of file
lr	Lists replicas of file
del	Deletes file (and replicas)

- gLite 3.0 User's Guide
- lcg-utils man pages

Upload data (sub-images) to Grid

```
> lcg-cr --vo see -l lfn:/grid/see/subimg1
   file:/users/johndoe/subimg1
> lcg-cr --vo see -l lfn:/grid/see/subimg2
   file:/users/johndoe/subimg2
[...]
```

Locate data (sub-image1)


```
> lcg-lr --vo see lfn:/grid/see/subimg1
```

Replicate data (sub-image1) to specific SE


```
> lcg-rep --vo see -d se01.ariagni.hellasgrid.gr
   lfn: /grid/see/subimg1
```

- Application definition
- Environment configuration
- Information discovery
- Data management
- Program definition
- Program execution
- Summary


Job Description Language (JDL)



original
input data
sub-image



compression
program
algorithm



compressed
output data
sub-image

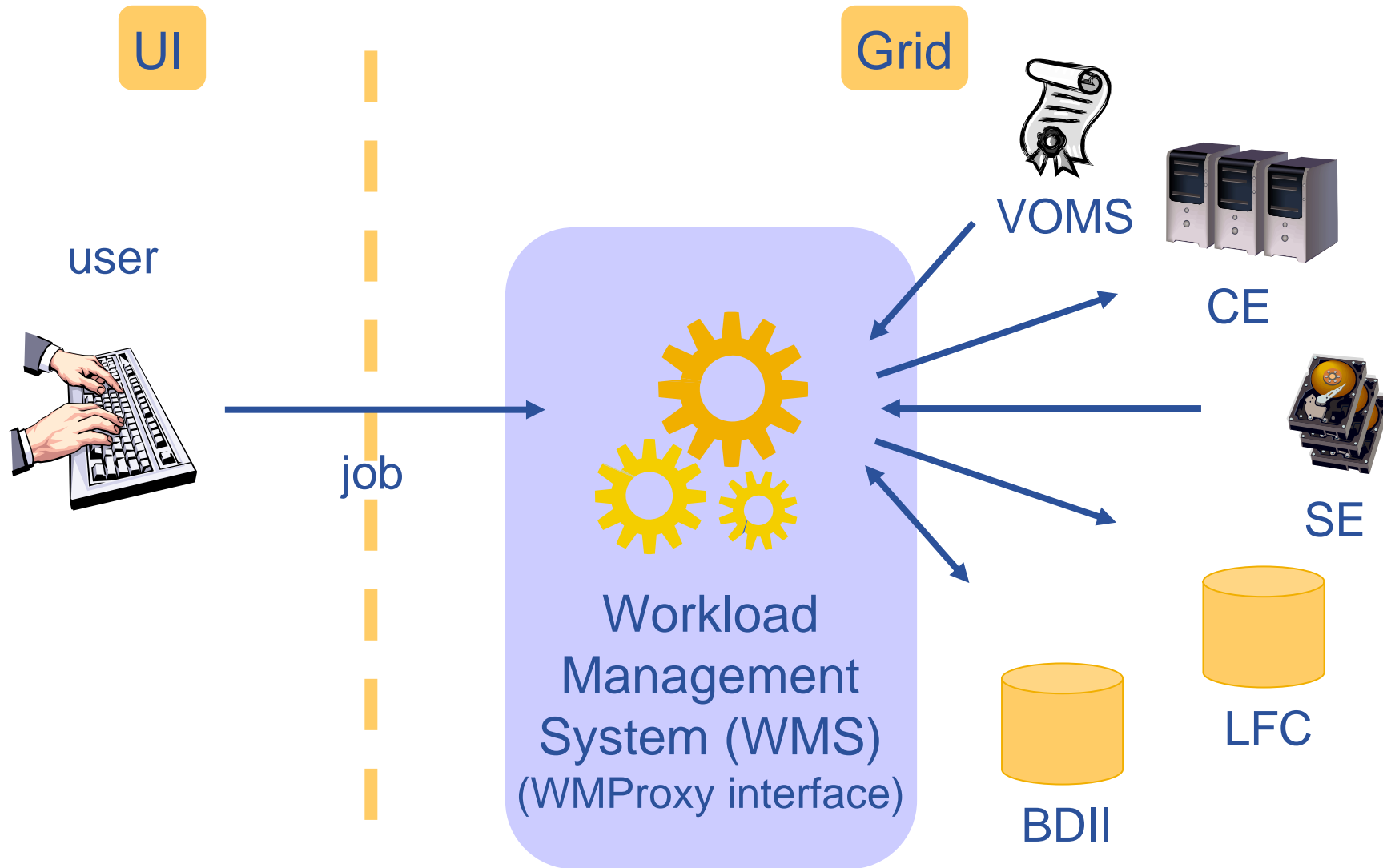
Attribute	Description
Executable	Program to run on Grid
Arguments	Arguments of program
InputSandbox	Files to copy from UI to Grid
StdOutput	File to save program stdout
StdError	File to save program stderr
OutputSandbox	Files to copy from Grid to UI

Attribute	Description
<p>DataRequirements</p> <p style="padding-left: 40px;">InputData</p> <p style="padding-left: 40px;">DataCatalogType</p> <p>DataAccessProtocol</p> <p style="padding-left: 40px;">Requirements</p>	<p>Grid files needed by program</p> <p>Type of catalog referencing Grid files</p> <p>Protocol for accessing Grid files</p> <p>Program resource requirements</p>

- gLite 3.0 User's Guide
- JDL Attributes Specification

```
[
  Executable = "compress.sh";
  Arguments = "subimg1";
  InputSandbox =
    { "file:///users/johndoe/compress.sh" };
  StdOutput = "std.out";
  StdError = "std.err";
  OutputSandbox = { "std.out", "std.err",
    subimg1" };
  DataRequirements = {
    [InputData = { "lfn:/grid/cms/subimg1" };
    DataCatalogType = "DLI"];
  };
  DataAccessProtocol = { "gsiftp" };
]
```


- Application definition
- Environment configuration
- Information discovery
- Data management
- Program definition
- Program execution
- Summary



Command (glite-wms-job-)	Description
delegate-proxy	Delegates VOMS proxy to WMPProxy
submit	Submits a job
cancel	Cancels a submitted job
output	Copies OutputSandbox to UI
glite-job-status	Prints submitted job status

- gLite 3.0 User's Guide
- WMPProxy Service User's Guide

Delegate proxy and set delegation id

```
> glite-wms-job-delegate-proxy -d del_id
```

Submit job and save job id

```
> glite-wms-job-submit -d del_id -o job_id  
compress.jdl
```

Check job status

```
> glite-job-status -i job_id
```

Get job output when done

```
> glite-wms-job-output -i job_id
```

- Application definition
- Environment configuration
- Information discovery
- Data management
- Program definition
- Program execution
- Summary

- Parallelize application
- Authenticate with VOMS
- Get information with lcg-infosites
- Upload data with lcg-utils
- Describe application with JDL
- Execute application with glite-wms-job-*

The Grid is fast, simple, and free. So, use it!



Enabling Grids for E-science

Questions?

Spiros Spirou

Greek Application Support Team

NCSR “Demokritos”

www.eu-egee.org

