



S'Cool
LAB

CERN S'Cool LAB

Serbian Teachers Programm

07/08/2015

Julia.Woithe@cern.ch

Outline

- ❑ What is S’Cool LAB?
- ❑ What are S’Cool LAB’s aims?
- ❑ Offer for school groups
- ❑ Experiments
- ❑ DIY ideas for the classroom
- ❑ Questions & Discussion

What is S'Cool LAB?



200 m² laboratory space at CERN

hands-on particle physics learning laboratory

test bed for physics education research

What are S'Cool LAB's aims?



Make CERN's physics and technologies understandable for students through hands-on experimentation

Offer for school groups

- 1-day programme for max. 36 school students from 16 to 19 years old at CERN on Wednesdays including
 - introductory talk and two visits to CERN's research facilities in the morning (9 - 12:30)
 - workshop with hands-on experiments in the afternoon (14 - 17)
- Hands-on workshops require preparation of the students via S'Cool LAB e-learning
- The accompanying research depends on feedback surveys from both, students and teachers
- The visit to CERN is free of charge. Travel and accomodation are under the responsibility of the groups.

Offer for school groups

- Applications
 - At the moment only for Wednesdays
 - Demand is approx. 5 times higher than current capacity
 - Only during certain application periods via S'Cool LAB's website: <http://cern.ch/s-cool-lab>




Welcome to S'Cool LAB

LATEST NEWS
S'COOL LAB NEWS - 24 JUNE 2015

Subscribe to receive S'Cool LAB updates by email
E-mail *

Subscribe


Experiments



Overview

- At the moment we offer 3 different experiments
- every student will perform 2-3 experiments in S’Cool LAB
- Scientists working at CERN will facilitate the workshops
- Many more experiments are currently under development

Experiments



X-Ray machines

- Properties of high-energy photons
- Detection of particles using pixel detectors
- Medical applications of particle physics
- Students' conceptions on radiation

Experiments





Electron tubes

- Deflection of electrically charged particles in magnetic fields
- Dipole electromagnets
- Students' conceptions on electromagnetism

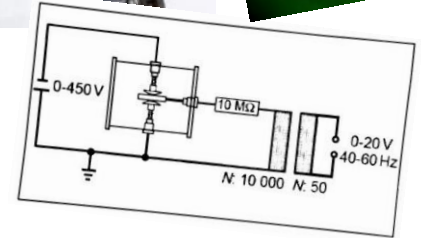
DIY ideas for the classroom

Paul trap

- Spoons
- Metal ring
- Transformer > 4 kV
- (Power supply 450 V DC)
- 10 M Ω resistor
- Cables



Manuals: www.newtonianlabs.com, [HST15 final presentation](#),
www.youtube.com/watch?v=PYpbKSmOnNc





DIY ideas for the classroom

1:100 model of the Atlas magnet system

- Copper wire
- Plexiglass cutouts
- 16 plexiglass tubes (1x25 cm)
- 1 plexiglass tube (7.5x25 cm)
- 1 plexiglasstube (6x15 cm)
- Compass needles
- Cables
- Power supply
- Connectors

Manuals: [HST15 final presentation](#)





Questions & Discussion