



The FLUKA Code

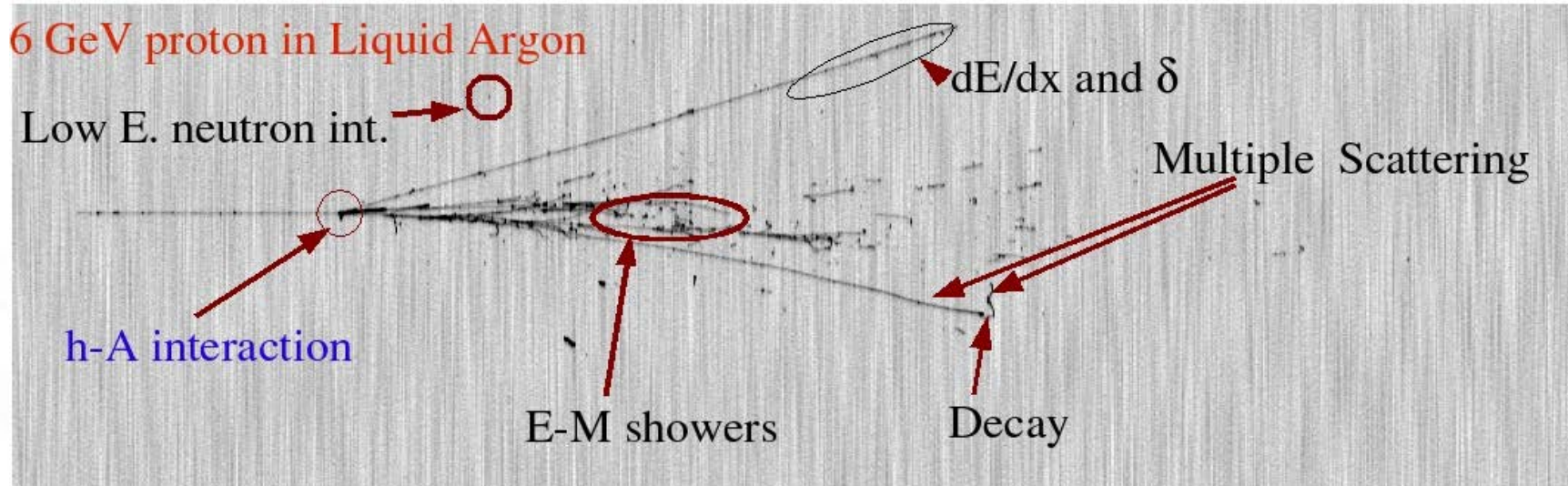
An Introduction to FLUKA:
a Multipurpose Interaction and Transport MC code

FLUKA Beginner's Course

FLUKA

Main authors: A. Fassò, A. Ferrari, J. Ranft, P.R. Sala

Contributing authors: G. Battistoni, F. Cerutti, M. Chin, T. Empl, M.V. Garzelli, M. Lantz, A. Mairani, V. Patera, S. Roesler, G. Smirnov, F. Sommerer, V. Vlachoudis



Developed and maintained under an INFN-CERN agreement Copyright 1989-2015 CERN and INFN

>8000 users

<http://www.fluka.org>

The FLUKA International Collaboration



M. Brugger, M. Calviani, F. Cerutti, M. Chin, Alfredo Ferrari, P. Garcia Ortega, A. Lechner, C. Mancini-Terracciano, M. Magistris, A. Manousos, A. Mereghetti, S. Roesler, E. Skordis, G. Smirnov, C. Theis, Heinz Vincke, Helmut Vincke, V. Vlachoudis, J.Vollaire, **CERN**



G. Kharashvili, **Jefferson Lab, USA**

J. Ranft, **Univ. of Siegen, Germany**



G. Battistoni, F. Broggi, M. Campanella, F. Cappucci, E. Gadioli, S. Muraro, R. Nicolini, **P.R. Sala, INFN & Univ. Milano, Italy**

L. Sarchiapone, **INFN Legnaro, Italy**

G. Brunetti, A. Margiotta, M. Sioli, **INFN & Univ. Bologna, Italy**

V. Patera, **INFN Frascati & Univ. Roma Sapienza, Italy**



M. Pelliccioni, **INFN Frascati & CNAO, Pavia, Italy**

A. Mairani, **CNAO Pavia, Italy**



M. Santana, **SLAC, USA**

M.C. Morone, **Univ. Roma II, Italy**



K. Parodi, I. Rinaldi, **LMU Munich, Germany**



L. Lari, **Univ. of Valencia, Spain**

A. Empl, L. Pinsky, B. Reddell, **Univ. of Houston, USA**



M. Nozar, **TRIUMF, Canada**

V. Boccone, **Univ. of Geneva, Switzerland**

K.T. Lee, T. Wilson, N. Zapp, **NASA-Houston, USA**



AUSTRIAN INSTITUTE OF TECHNOLOGY
TOMORROW TODAY

T. Boehlen, S. Rollet, **AIT, Austria**

A. Fassò, R. Versaci, **ELI-Beamlines, Prague, CR**



M. Lantz, **Uppsala Univ., Sweden**

PAUL SCHERRER INSTITUT



S. Trovati, **PSI, Switzerland**



UPPSALA
UNIVERSITET

P. Colleoni, **Ospedali Riuniti di Bergamo, Italy**



M.V. Garzelli, **Nova Gorica Univ., Slovenia**

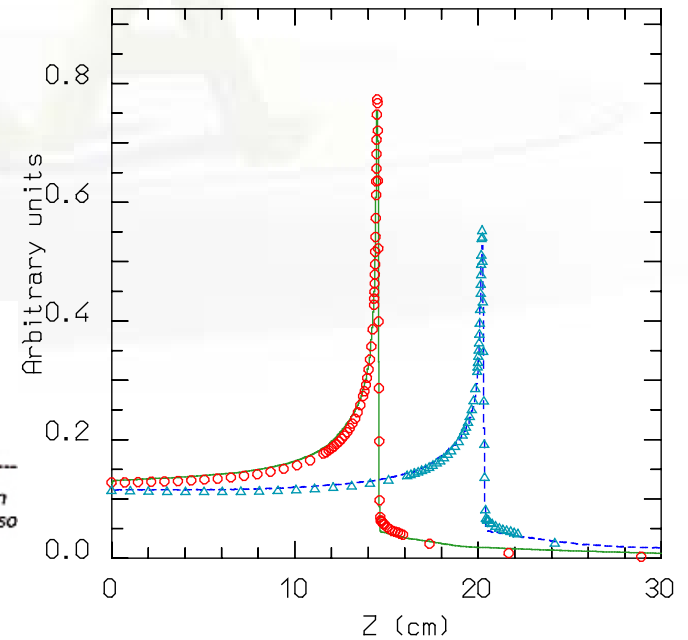
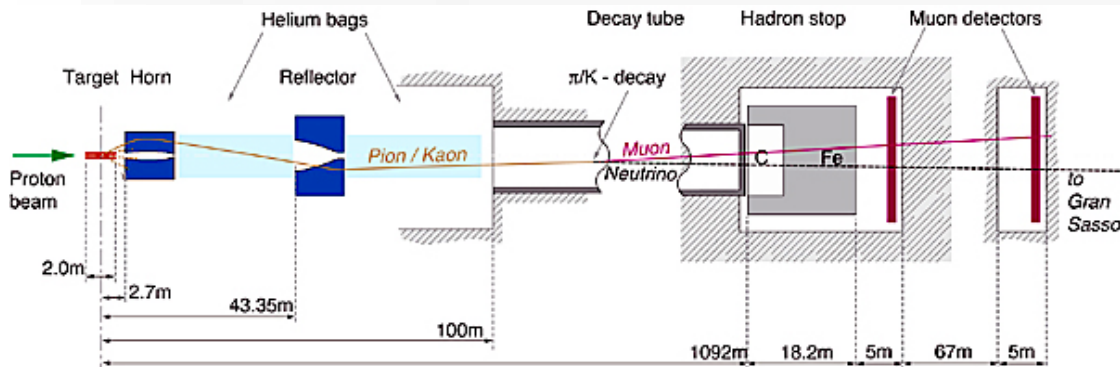
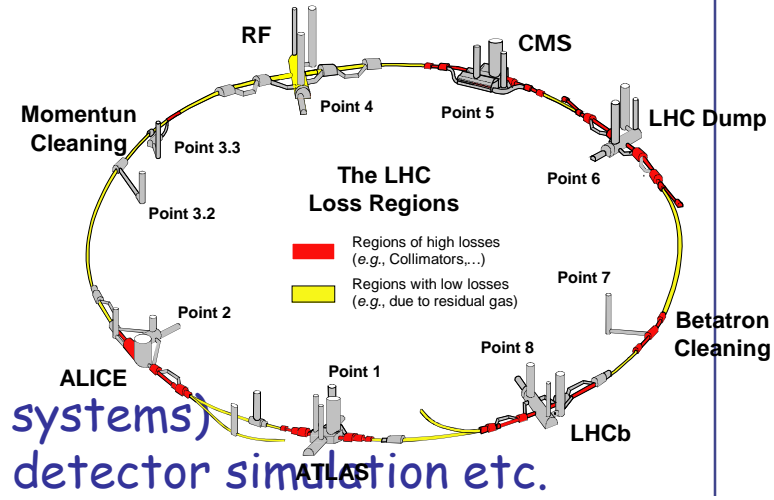


Anna Ferrari, S. Mueller **HZDR Rossendorf, Germany**



FLUKA Applications

- Cosmic ray physics
- Neutrino physics
- Accelerator design (→ n_ToF, CNGS, LHC systems)
- Particle physics: calorimetry, tracking and detector simulation etc. (→ ALICE, ICARUS, ...)
- ADS systems, waste transmutation, (→ "Energy amplifier", FEAT, TARC, ...)
- Shielding design
- Dosimetry and radioprotection
- Radiation damage
- Space radiation
- Hadron therapy
- Neutronics



The History

The early days

The beginning:

1962: Johannes Ranft (Leipzig) and Hans Geibel (CERN):
Monte Carlo for high-energy proton beams

The name:

1970: study of event-by-event fluctuations in a NaI
calorimeter (FLUktuierende KAskade)

Early 70's to ≈1987: J. Ranft and coworkers (Leipzig University) with contributions
from Helsinki University of Technology (J. Routti, P. Aarnio) and CERN
(G.R. Stevenson, A. Fassò)

Link with EGS4 in 1986, later abandoned

The modern code: some dates

Since 1989: mostly INFN Milan (A. Ferrari, P.R. Sala): little or no remnants of
older versions. Link with the past: J. Ranft and A. Fassò

1990: LAHET / MCNPX: high-energy hadronic FLUKA generator No further update

1993: G-FLUKA (the FLUKA hadronic package in GEANT3). No further update

1998: FLUGG, interface to GEANT4 geometry

2000: grant from NASA to develop heavy ion interactions and transport

2001: the INFN FLUKA Project

2003: official CERN-INFN collaboration to develop, maintain and distribute FLUKA

The FLUKA Code design - 1

■ Sound and updated physics models

- Based, as far as possible, on original and well-tested **microscopic models**
- Optimized by comparing with experimental data **at single interaction level**: "theory driven, benchmarked with data"
- Final predictions obtained with **minimal free parameters** fixed for all energies, targets and projectiles
- Basic **conservation laws fulfilled "a priori"**
 - *Results in complex cases, as well as properties and scaling laws, arise naturally from the underlying physical models*
 - Predictivity where no experimental data are directly available

It is a "condensed history" MC code, however with the possibility to use single instead of multiple scattering

The FLUKA Code design - 2

■ Self-consistency

- Full cross-talk between all components: hadronic, electromagnetic, neutrons, muons, heavy ions
- Effort to achieve the same level of accuracy:
 - for each component
 - for all energies
- Correlations fully preserved within interactions and among shower components
- FLUKA is NOT a toolkit! Its physical models are fully integrated

The Physics Content of FLUKA

➤ 60 different particles + Heavy Ions

- Nucleus-nucleus interactions from Coulomb barrier up to 10000 TeV/n
- Electron and μ interactions 1 keV - 10000 TeV
- Photon interactions 100 eV - 10000 TeV
- Hadron-hadron and hadron-nucleus interactions 0-10000 TeV
- Neutrino interactions
- Charged particle transport including all relevant processes
- Transport in magnetic fields
- Neutron multigroup transport and interactions 0 - 20 MeV
- Analog calculations, or with variance reduction

The FLUKA course: an Introduction

How:

This course is intended to provide users with the basic (and possibly more than basic!) knowledge of:

- a) The most relevant FLUKA instructions and options
- b) The physics models adopted in FLUKA
- c) The different scoring options embedded in FLUKA
- d) The different running options
- e) The tools to plot results
- f) The right approach to the existing documentation
- g) The procedures to overcome difficulties and problems and related debugging tools
- h) etc. etc.

Method

- There will be formal lectures but they will be followed as much as possible by practical (simple) examples.
- Emphasis will be put on the practice.
- If possible we shall try to transform your questions into cases of general interest.

A possible problem

- People here are not all at the same level of FLUKA knowledge. There are those who already have some experience, maybe not negligible.
- However we need to start from scratch.
- We apologize to the experienced people and beg them to be patient: it's not excluded a priori that they can learn something new also concerning the very basic elements!



A glimpse of FLUKA

The FLUKA version

FLUKA20xx.n(y)(.m)

Major version

Minor version

Patch level

Respin

Since 2006 each version is going to be maintained for 2 years max.

In this course we are using FLUKA2011.2c

The FLUKA license (it is not GPL):

- **Standard download: binary library + user routines.**
 - FLUKA can be used freely for scientific and academic purposes, ad-hoc agreement for commercial purposes
 - It cannot be used for weapon related applications
 - It is not permitted to redistribute the code (single user, single site)
 - Users can add their own scoring, sources, etc. through a wide set of user routines, provided they do not modify the physics
 - Relevant references for each FLUKA version can be found in the documentation
- **It is possible, by explicit signing of license, to download the source for researchers of scientific/academic Institutions.**
 - FLUKA can neither be copied into other codes (not even partially), nor translated into another language without permission.
 - The user cannot publish results with modified code, unless explicit authorization is granted in advance.
- **For commercial use, trial version (limited in time and random seeds) available. Commercial license to be negotiated.**

Using FLUKA

Platform: Linux with **g77** (in 32bit mode)
and **gfortran** (on 64bit machines)

Work in progress: Mac OSX with gfortran

The code may be compiled/run only using operating systems, compilers (and associated) options tested and approved by the development team

Standard Input:

- Command/options driven by "data cards" (ascii file).
Graphical interface is available!!!!
- Standard Geometry ("Combinatorial geometry"): input by "data cards"

Standard Output and Scoring:

- Apparently limited but highly flexible and powerful
- **Output processing and plotting interface available**

The FLUKA mailing lists

- fluka-users@fluka.org

Users are automatically subscribed here when registering on the web site. It is used to communicate the availability of new versions, patches, etc.

- fluka-discuss@fluka.org

Users are encouraged to subscribe at registration time, but can uncheck the relevant box. It is used to have user-user and user-expert communication about problems, bugs, general inquiries about the code and its physics content

users are strongly encouraged to keep this subscription

Disclaimer

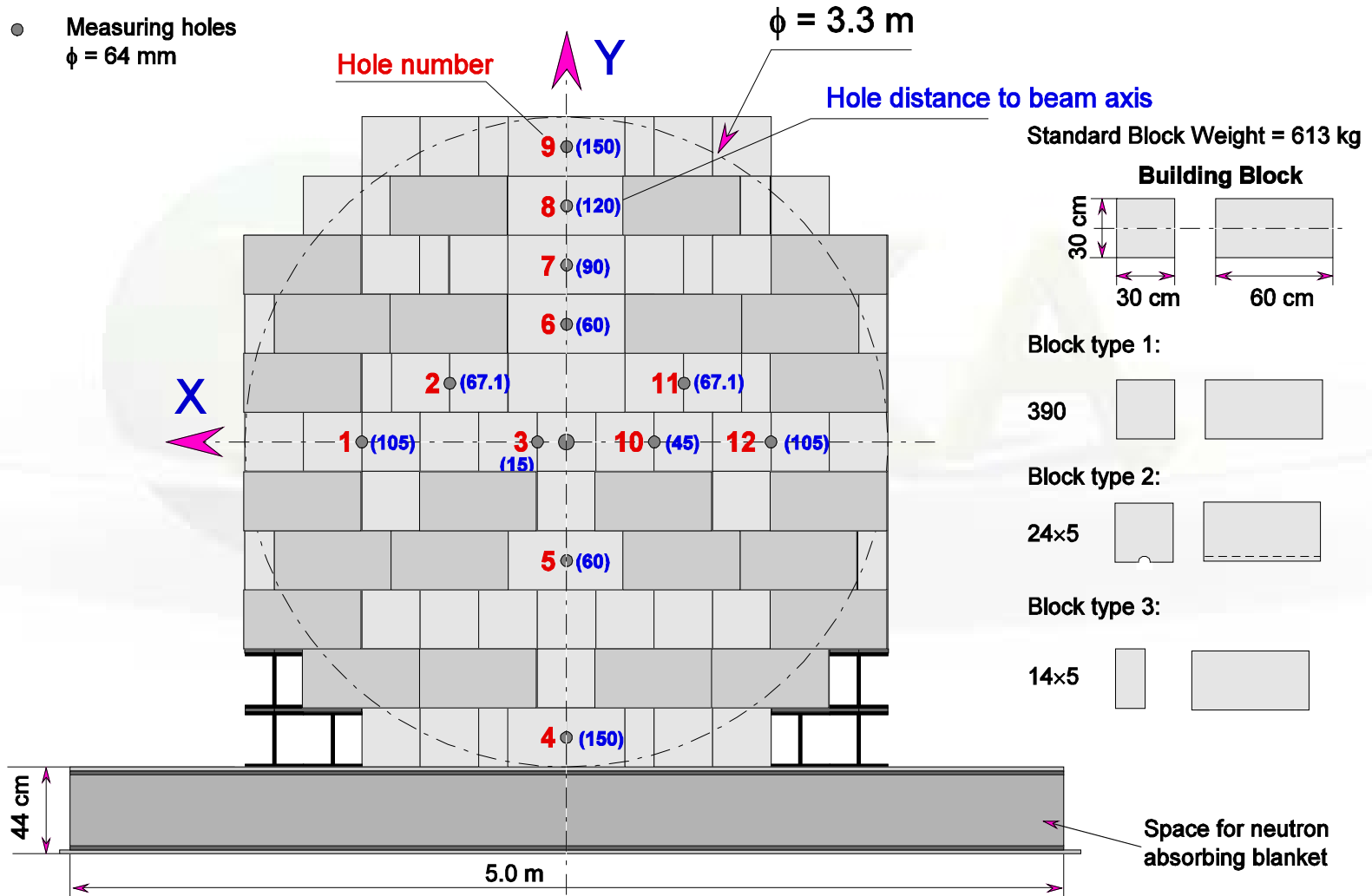
- A good FLUKA user is **not** one that **only** masters **technically** the program
- BUT a user that:
 - Indeed masters technically the code;
 - Know its limitations and capabilities;
 - Can tune the simulation to the specific requirements and needs of the problem under study;but most of all
 - **Has a critical judgment on the results**
- Therefore in this course we will equally focus on:
 - **The technical aspects of the code**
[building your input, geometry, scoring, biasing, extracting results...]as well as
 - **The underlying physics and MC techniques**



Examples of FLUKA Applications

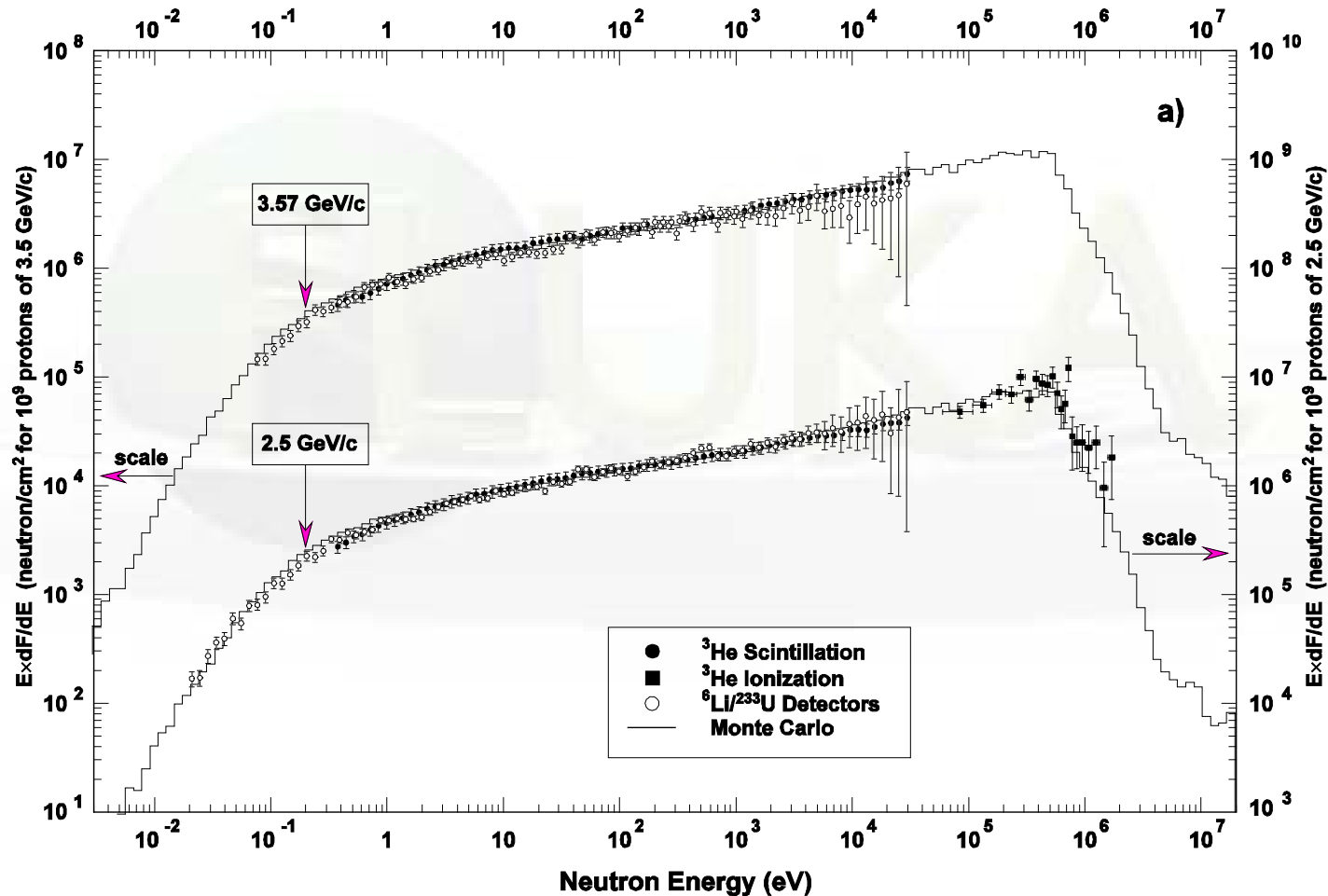
The TARIC experiment at CERN:

- Beam hole
 $\phi = 77.2 \text{ mm}$
- Measuring holes
 $\phi = 64 \text{ mm}$



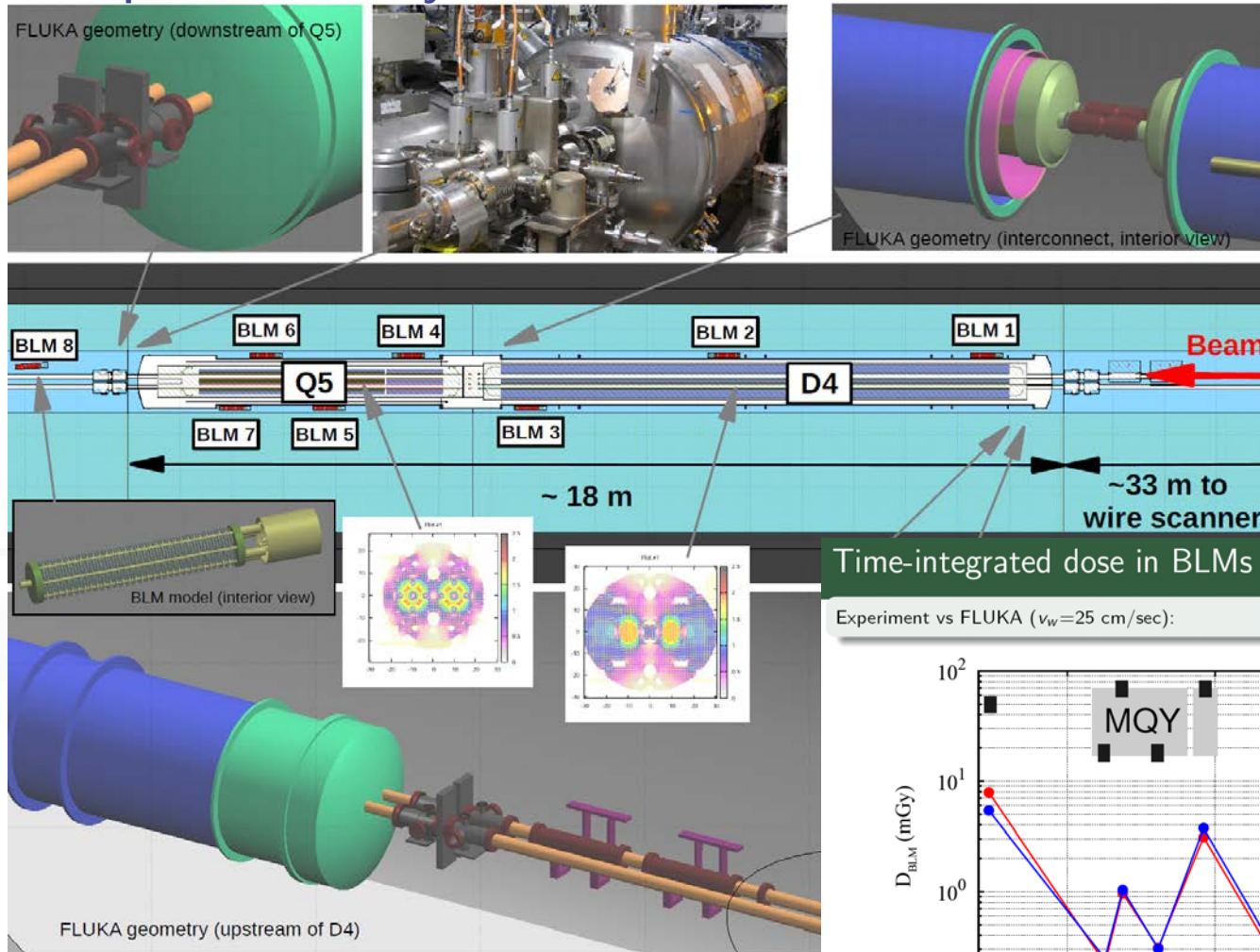
The TARC experiment: neutron spectra

FLUKA + EA-MC (C.Rubbia et al.)

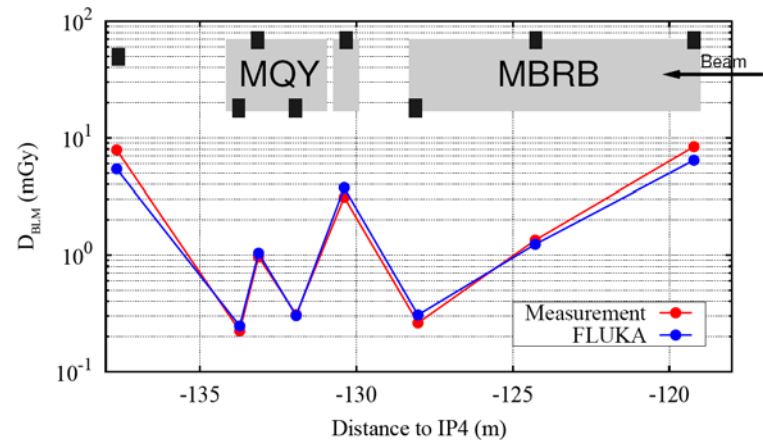


Application & Benchmarking – *LHC operation*

Test quench induced by the wire scanner on 2010 Nov 1 on the left of P4 at 3.5TeV

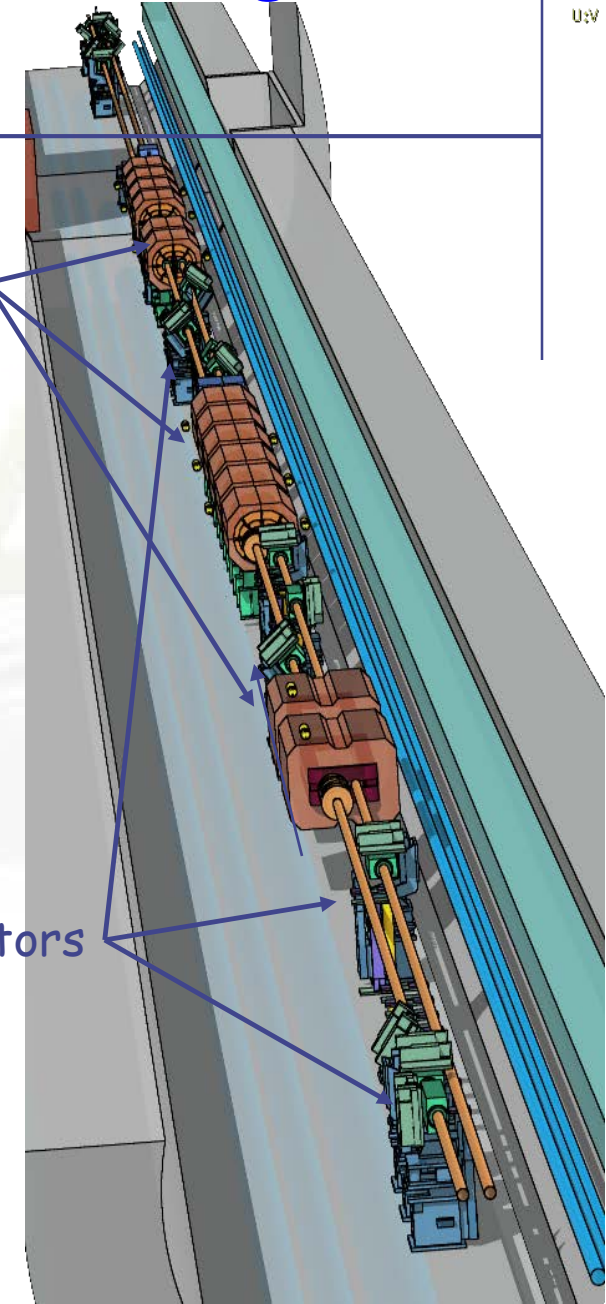
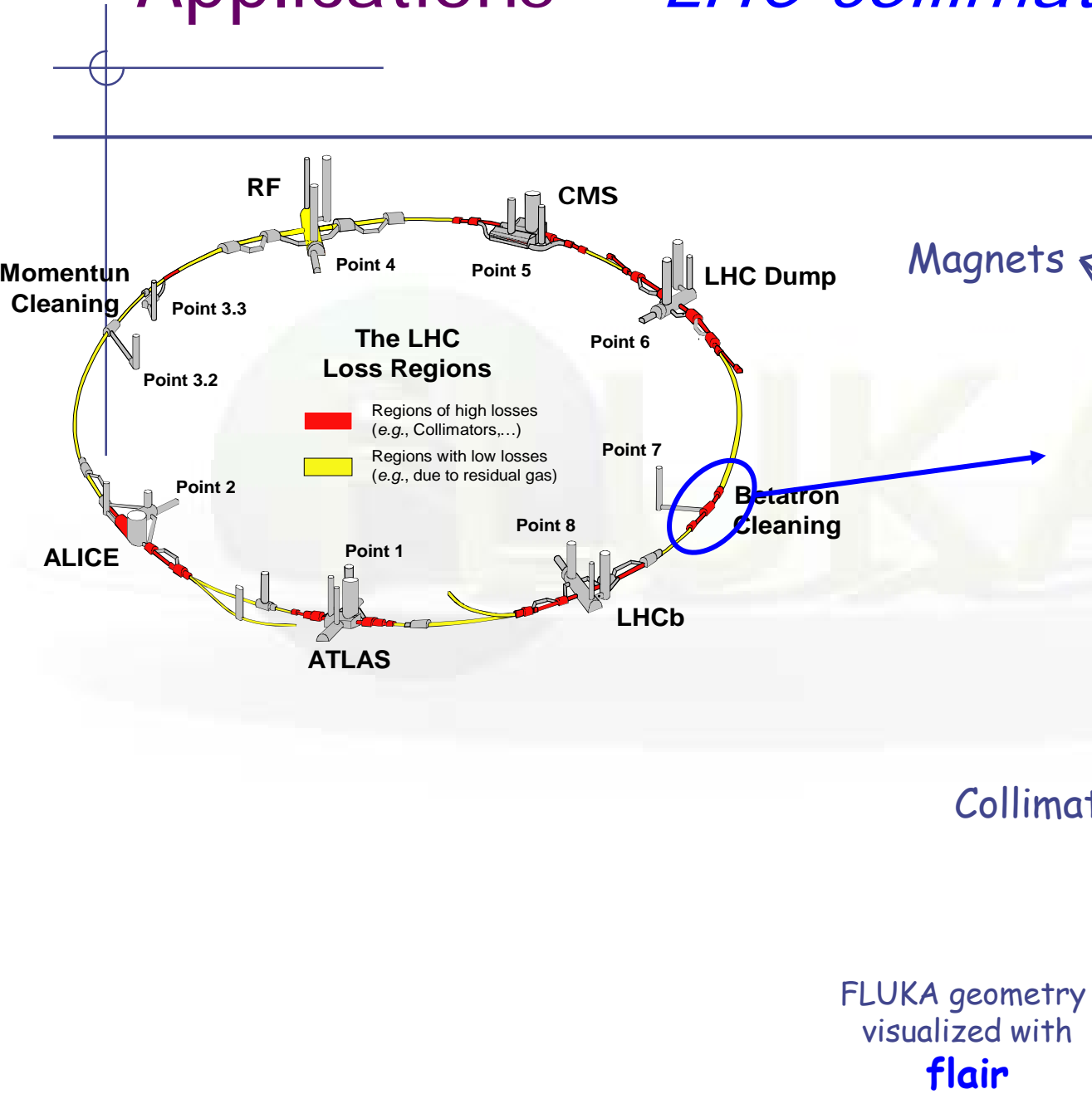


Experiment vs FLUKA ($v_w=25$ cm/sec):




Absolute comparison!

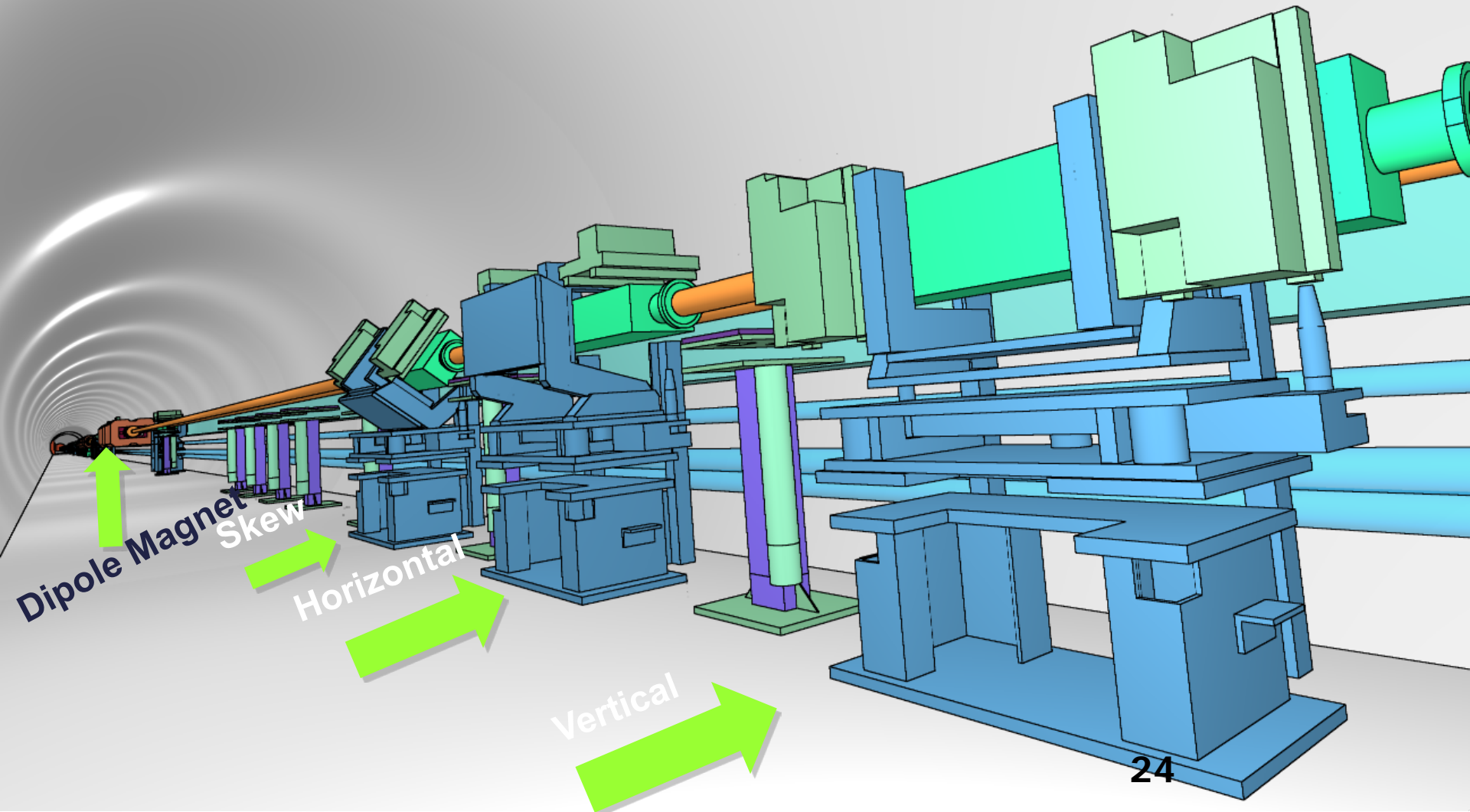
Applications – *LHC collimation region*



Example: 3 Primary Collimators IR7



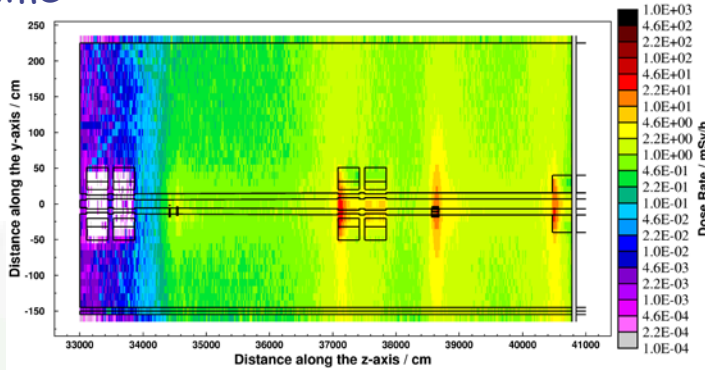
Example: 3 Primary Collimators IR7



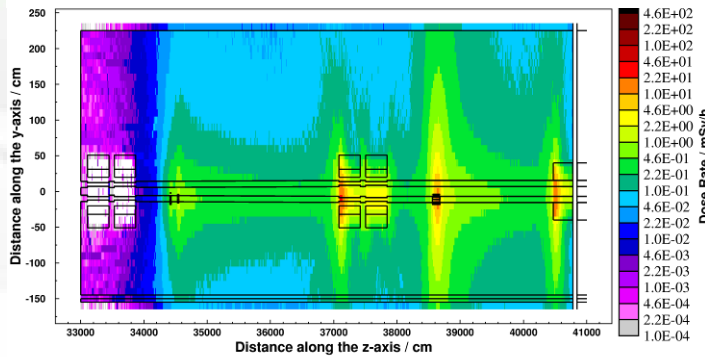
Applications – LHC collimation region

Cooling time

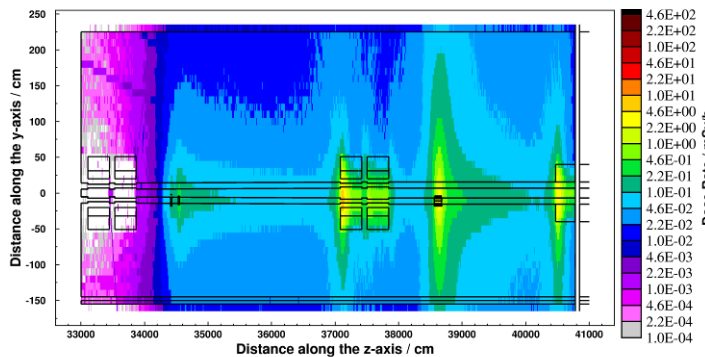
8 hours




1 week



4 months



Residual dose rate (mSv/h) after one year of operation

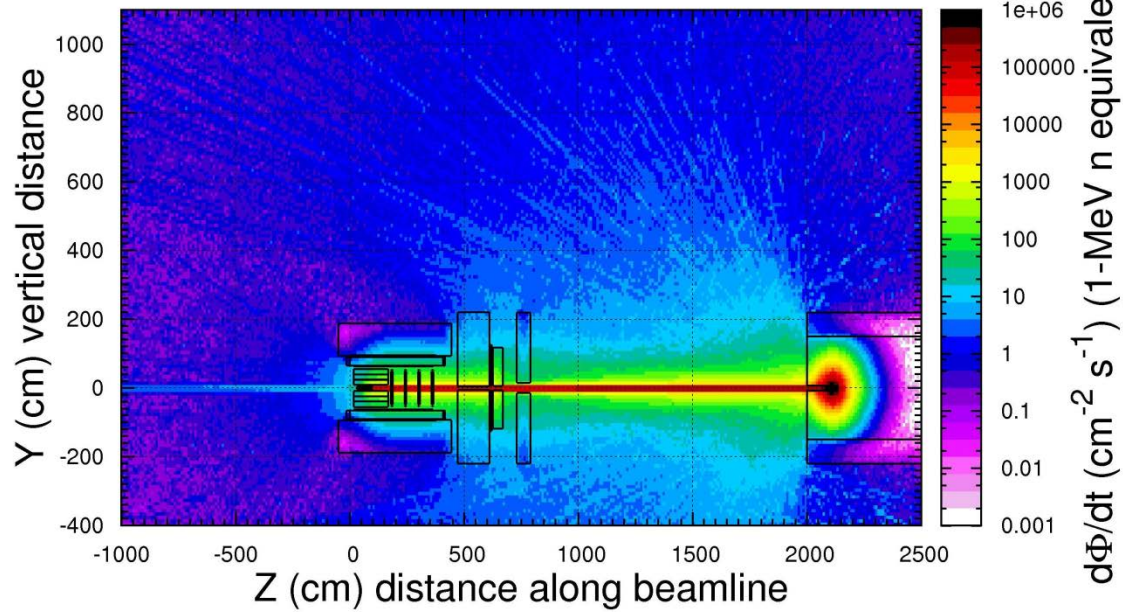


CERN-SC-2005-092-RP-TN

REMANENT DOSE RATE MAPS OF THE LHC BETATRON CLEANING INSERTION (IR7)

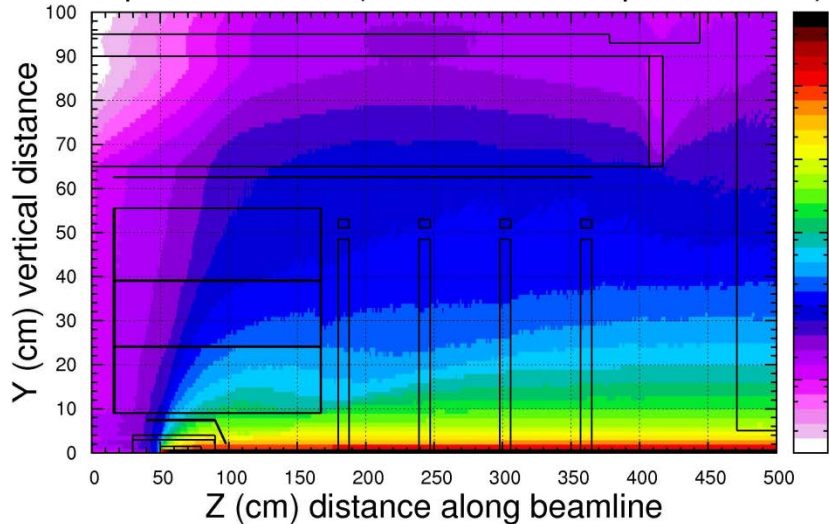
M. Brugger, D. Forkel-Wirth, S. Roesler

Total particle fluence in Hall D (1-MeV neutron equivalent in Si)

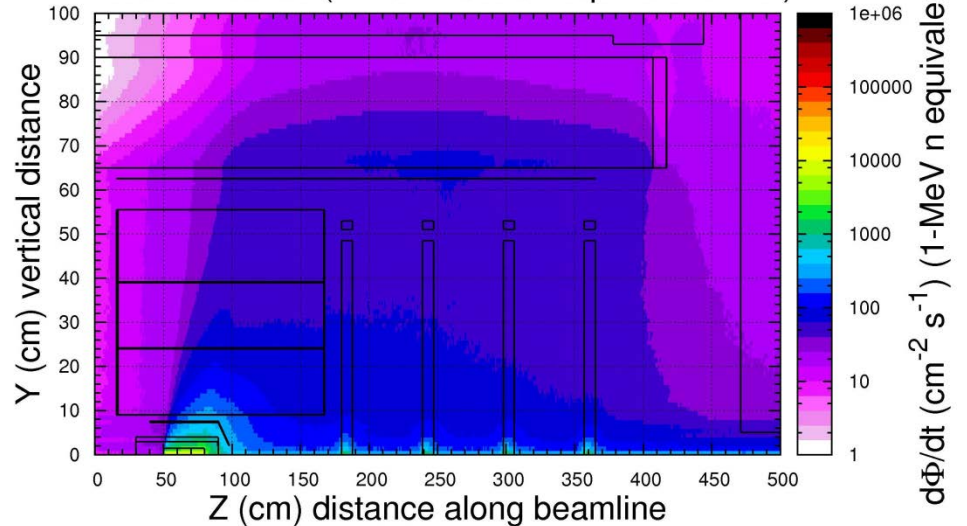


Calculated 1-MeV neutron equivalent fluence rate in Si (GlueX experiment at Jlab)

Total particle fluence (1-MeV neutron equivalent in Si)

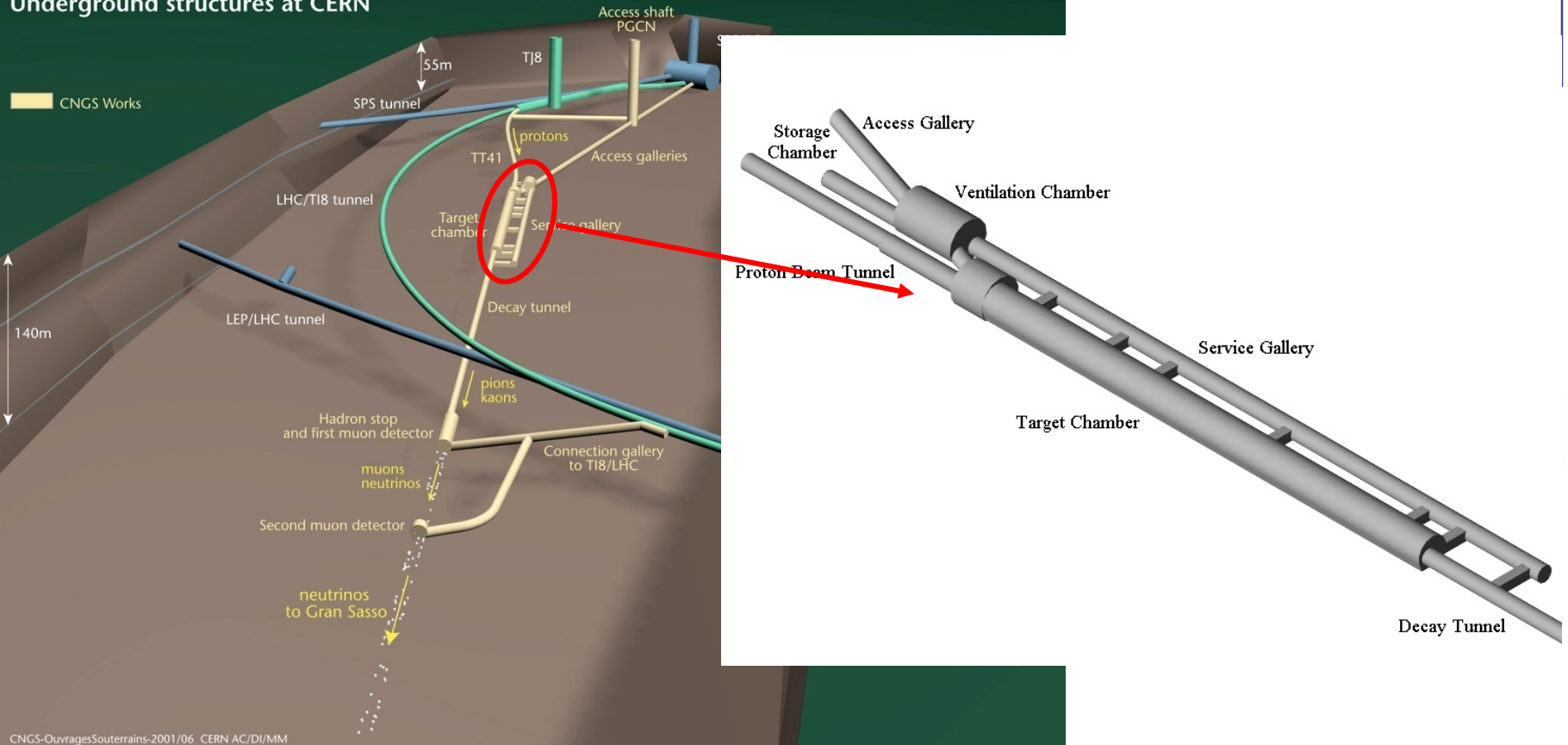


Neutron fluence (1-MeV neutron equivalent in Si)

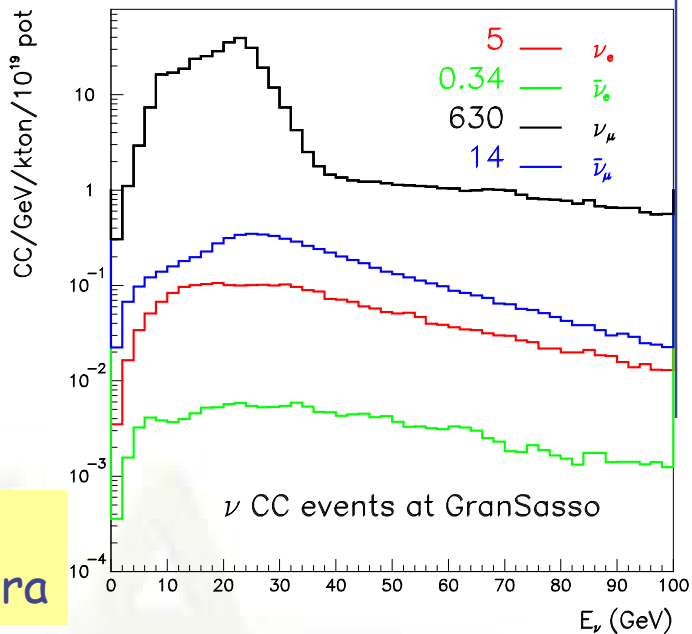
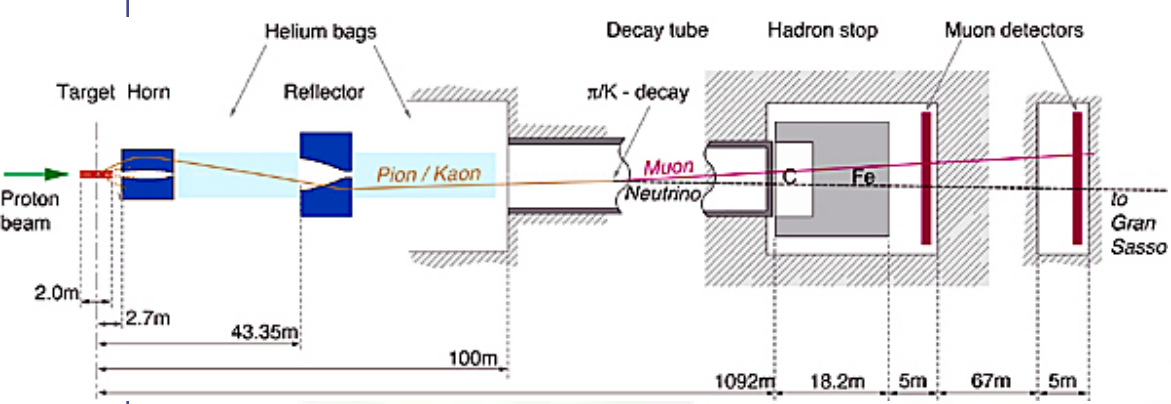


Applications – CNGS

CERN NEUTRINOS TO GRAN SASSO Underground structures at CERN

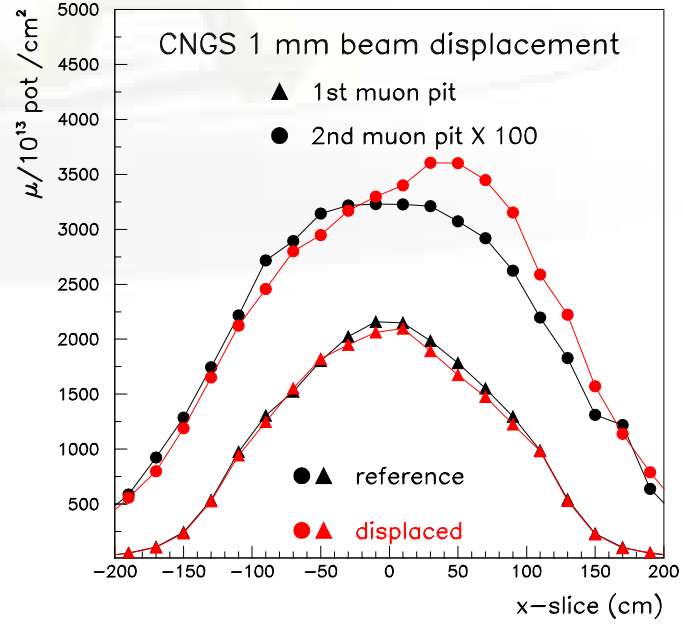
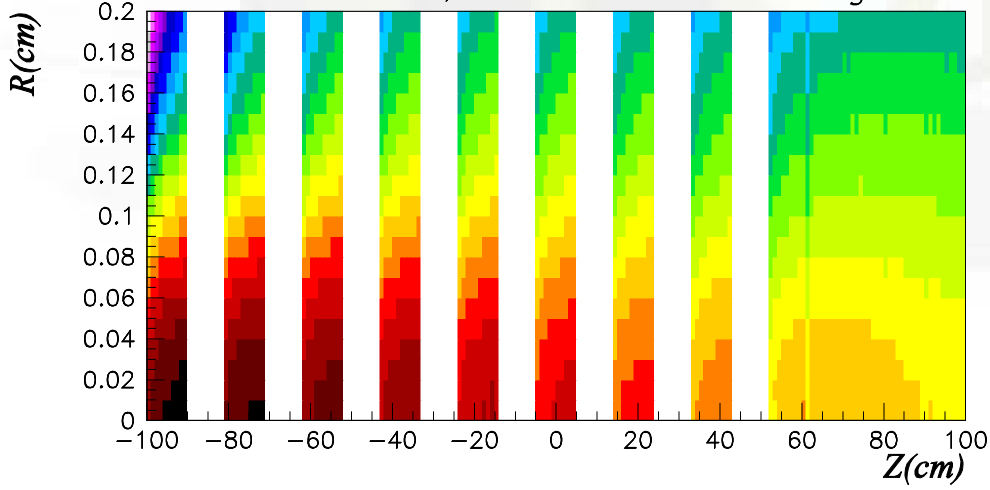


Cern Neutrino to Gran Sasso



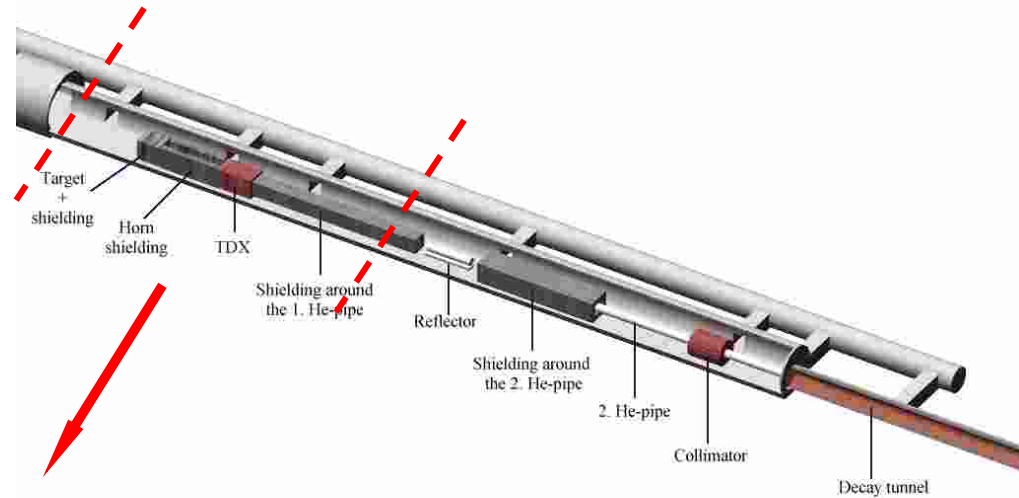
Engineering and physics: target heating, shielding, activation, beam monitors, neutrino spectra

CNGS cible, 4 mm dia .53 mm sigma



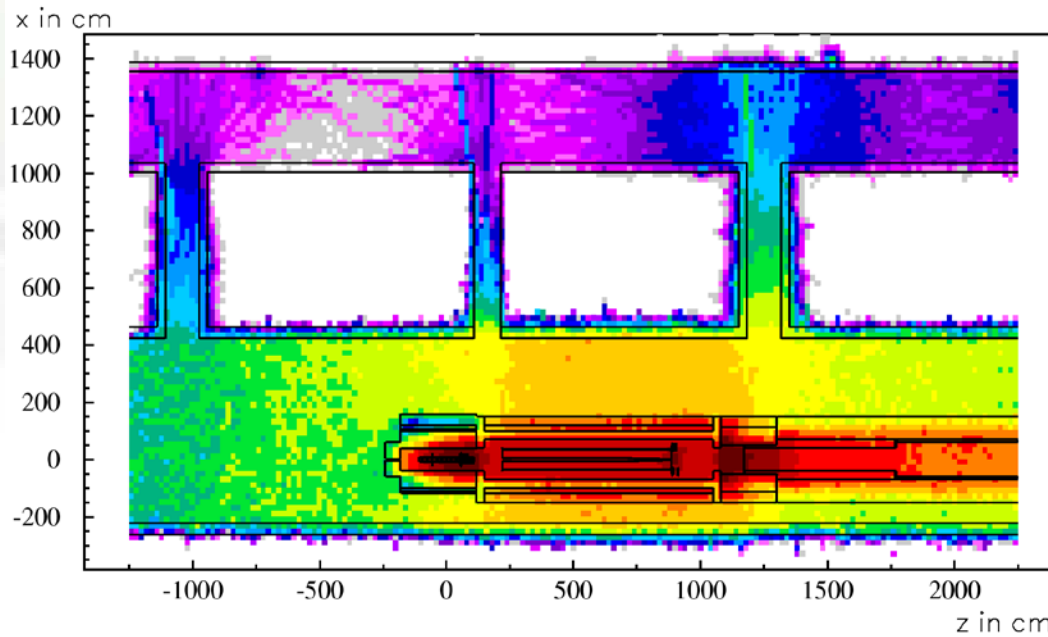
Muons in muon pits: horiz. distribution for beam alignment
 Energy deposition in CNGS target rods, GeV/cm³/pot

Applications – CNGS

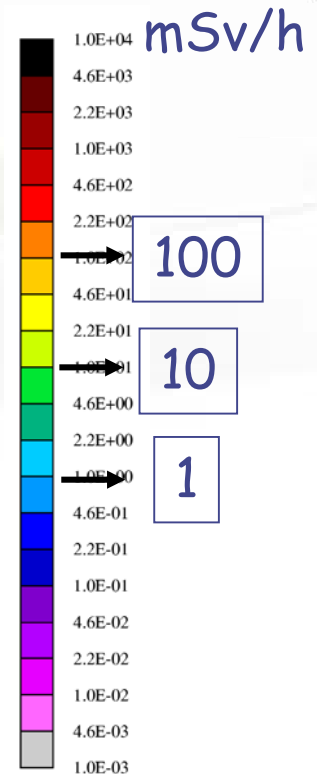


Example:

$t_{cool} = 1 \text{ day}$



Residual Dose Equivalent Rate (mSv/h)
 200 days irradiation, 1 day cooling
 8×10^{12} protons/s



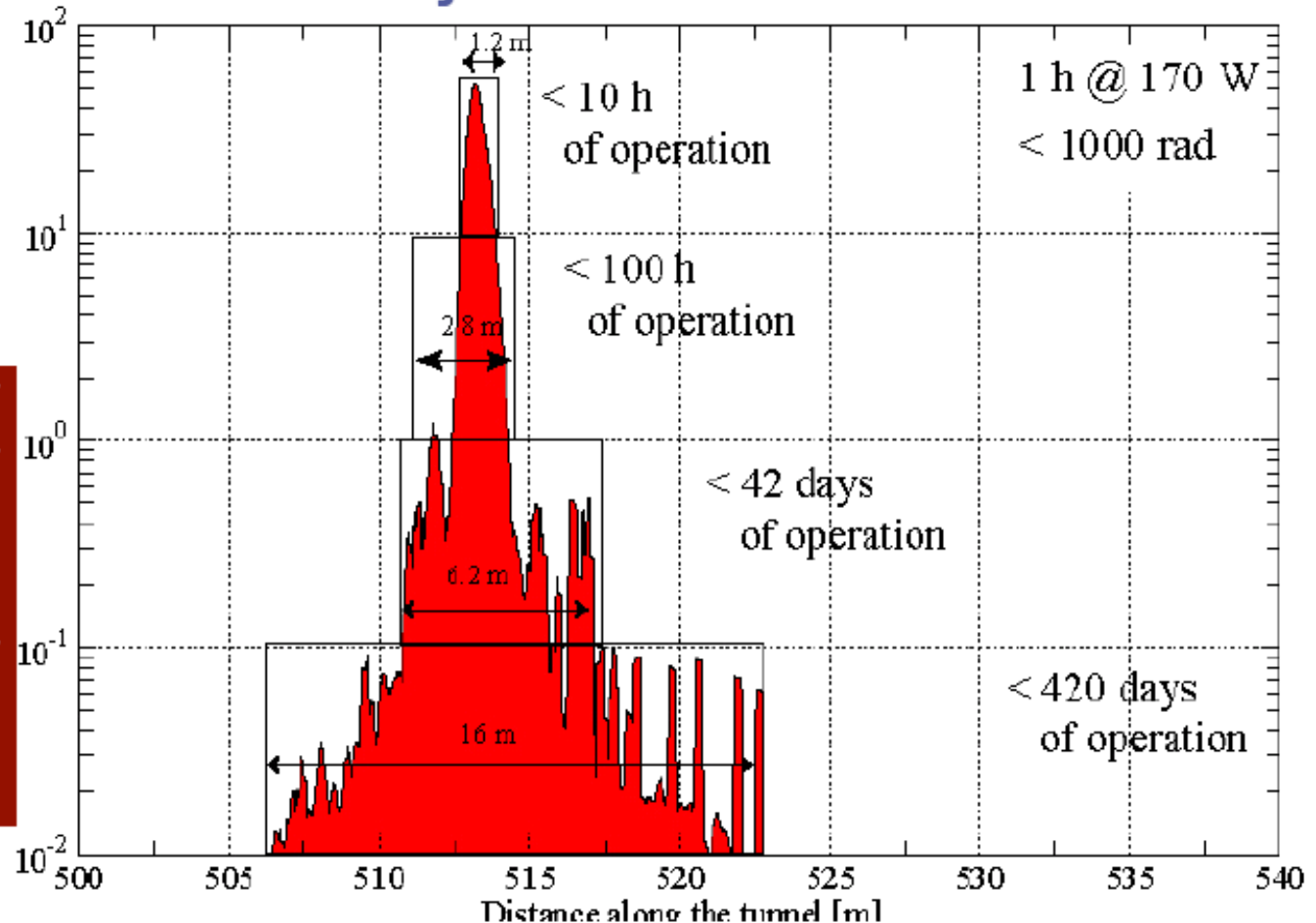
Damage to electronics

SLAC: Damage to electronics near the dumps at the LCLS (Linear Coherent Light Source)

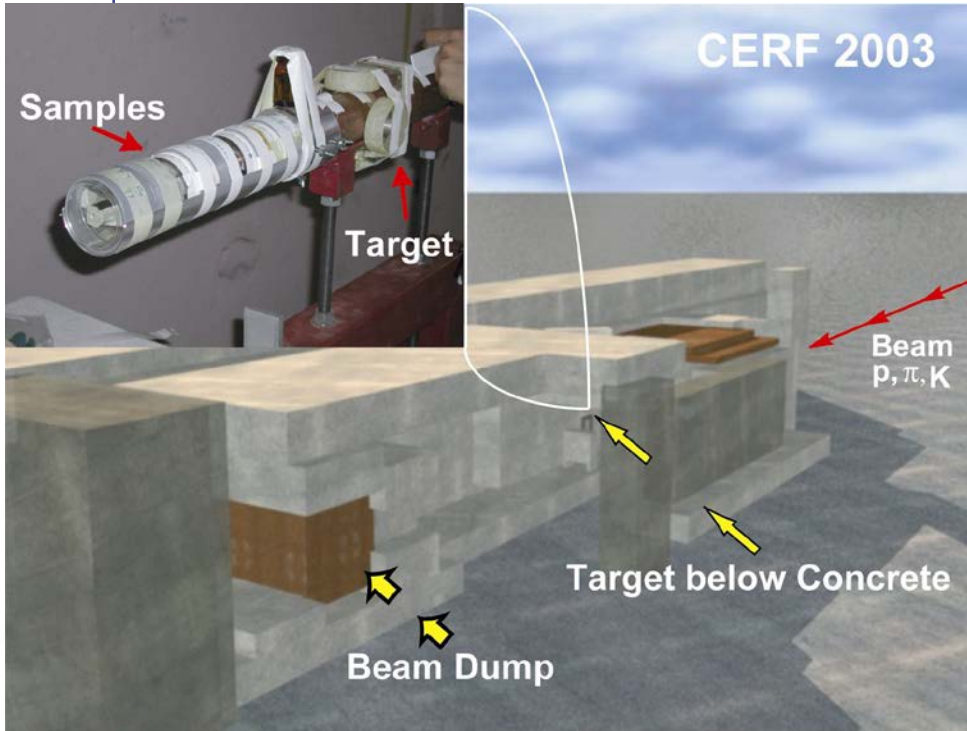
The lifetime of electronic components can be estimated as a function of the distance to major sources of radiation

1-MeV
neutron
equivalent
fluence

Calculation of
lifetime of
electronics
equipment as
a function of
the distance to
TDUND



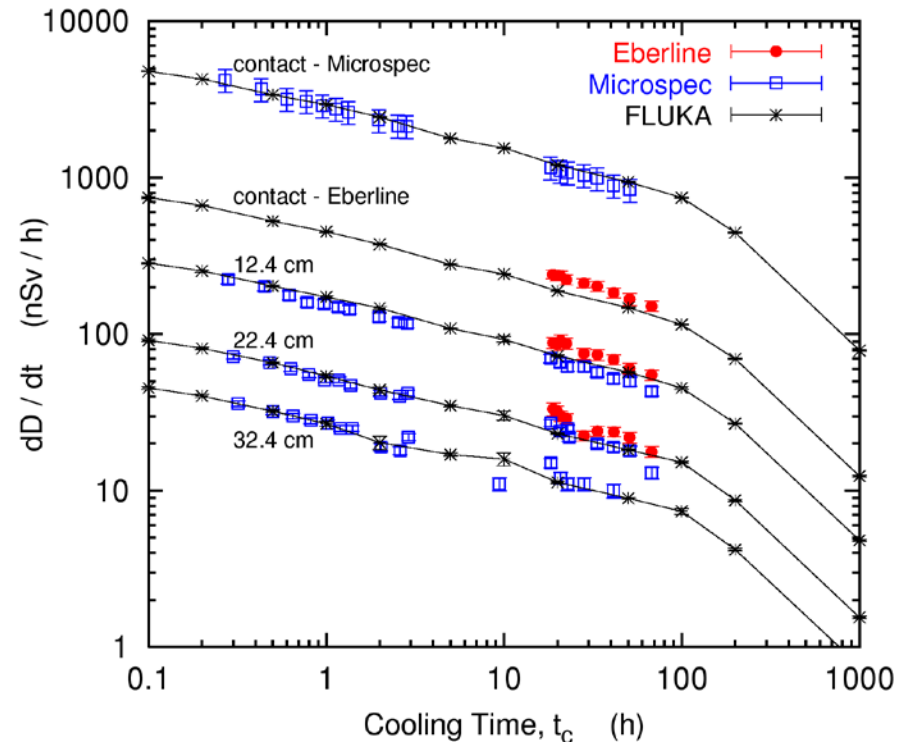
CERN-EU High-Energy Reference Field facility (CERF)



Thermo-Eberline dose-meter FHZ 672



Iron



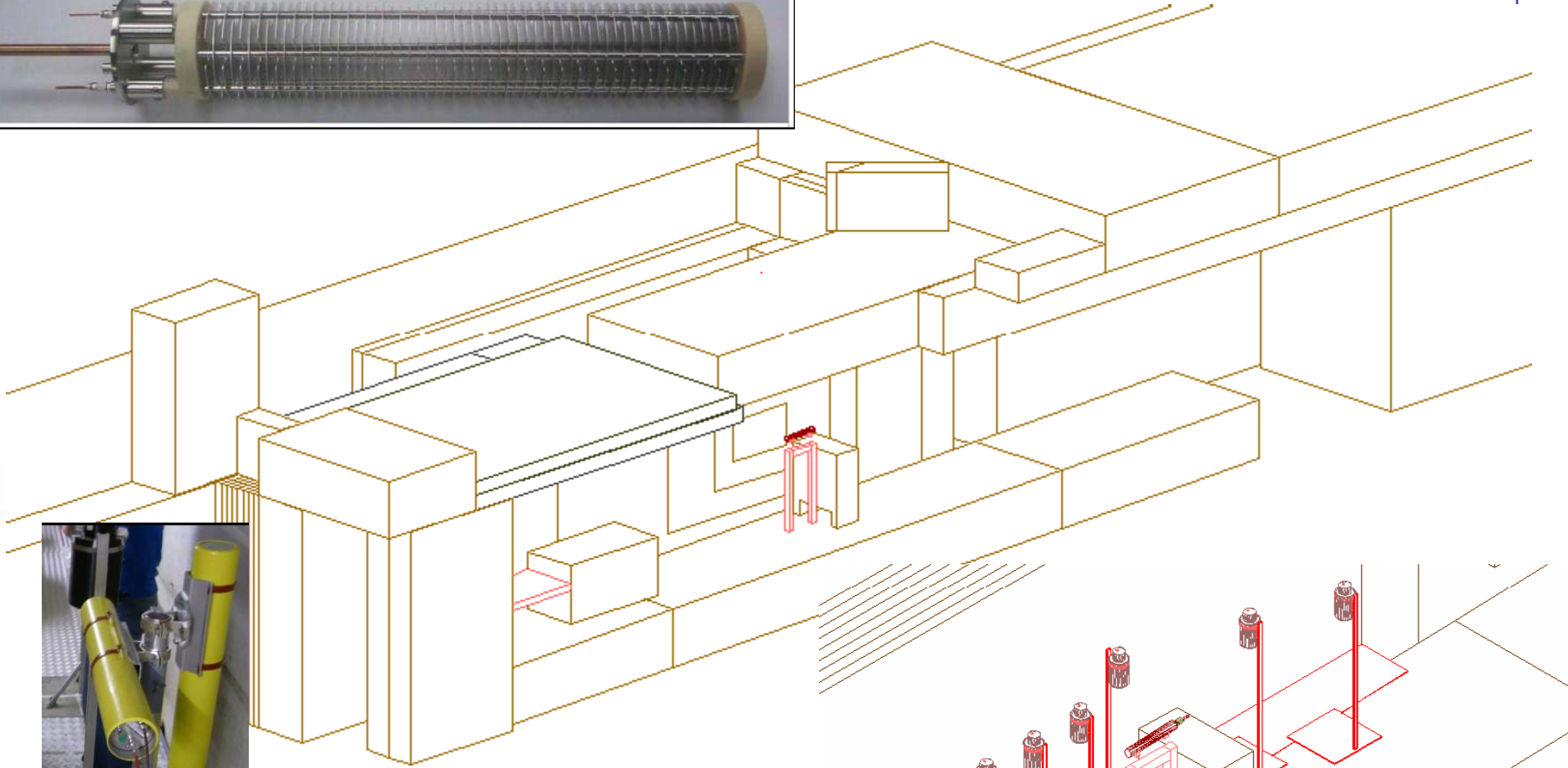
samples in contact with a 50 cm long, 7 cm diameter copper target, centred on the beam axis



Microspec

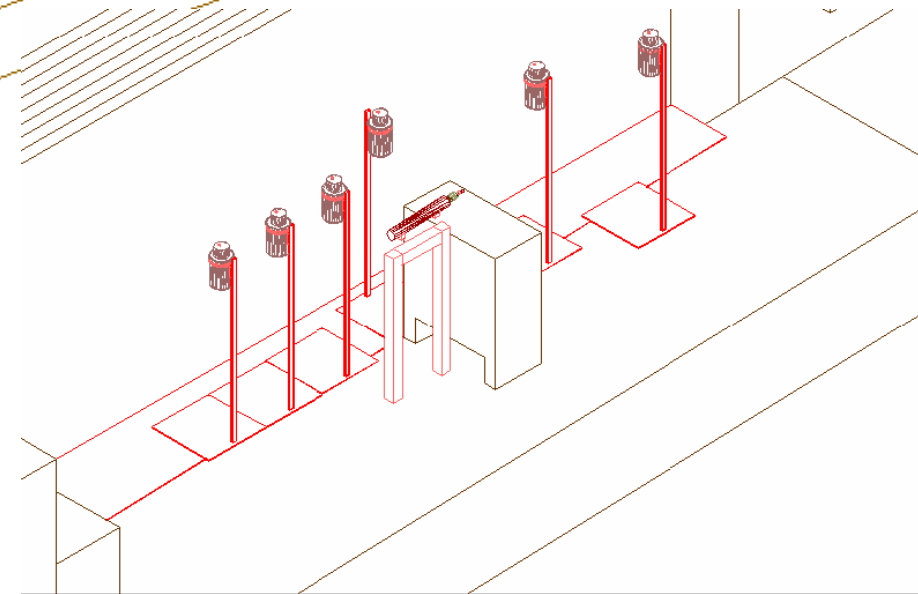
Test of instrumentation : Beam Loss Monitors at CERF

CERN-EN-NOTE-2010-002-STI

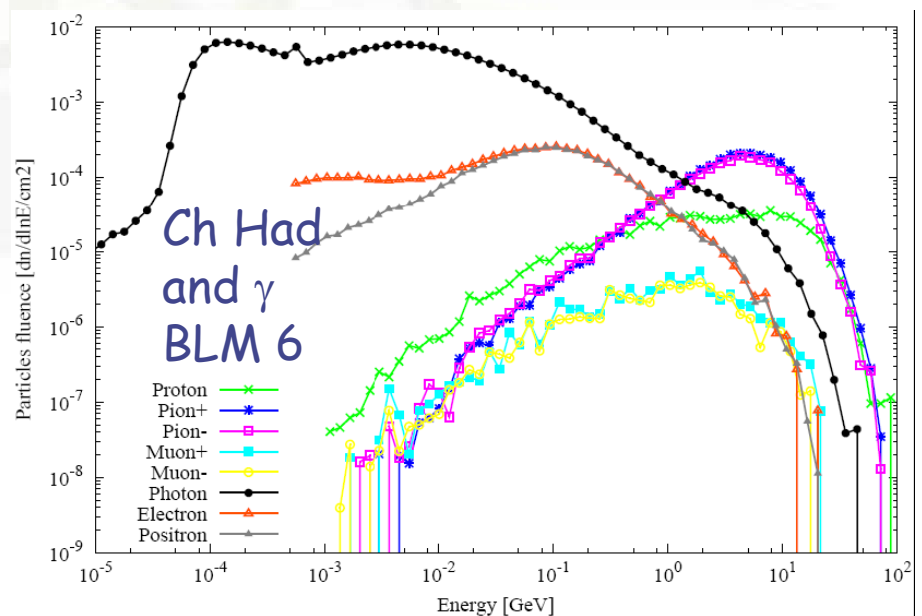
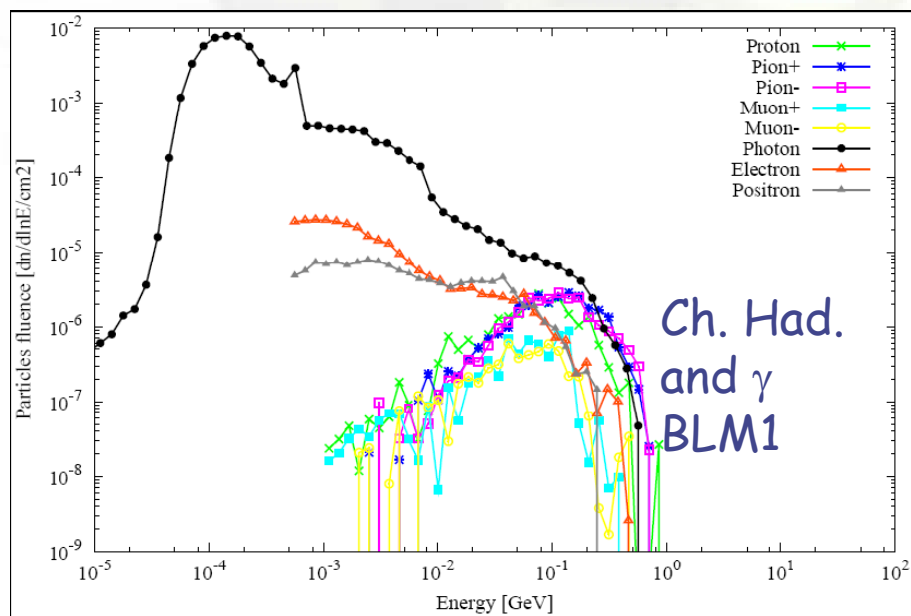
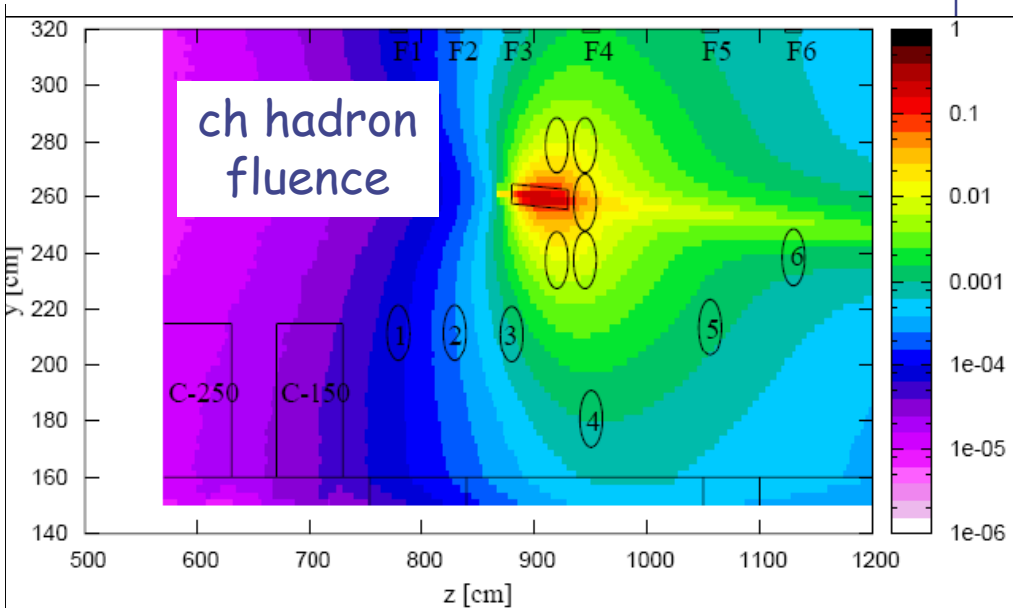
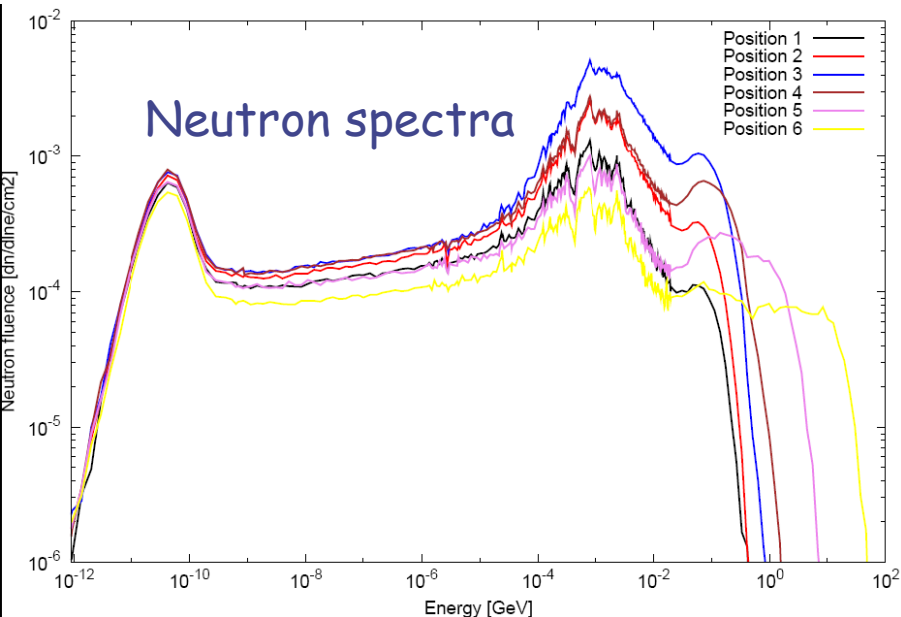


CERF setup

BLM's positions

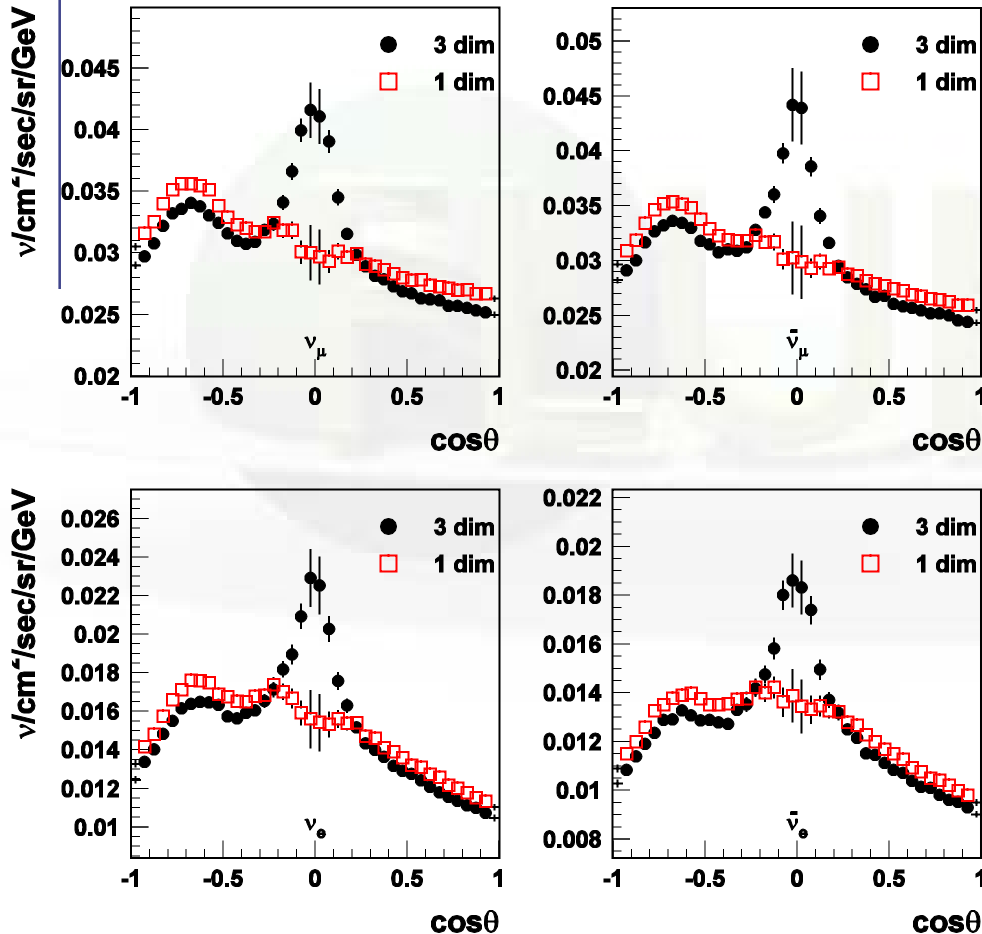


CERF particle spectra



(3D) Calculation of Atmospheric ν Flux

Sub-GeV flux at Kamioka



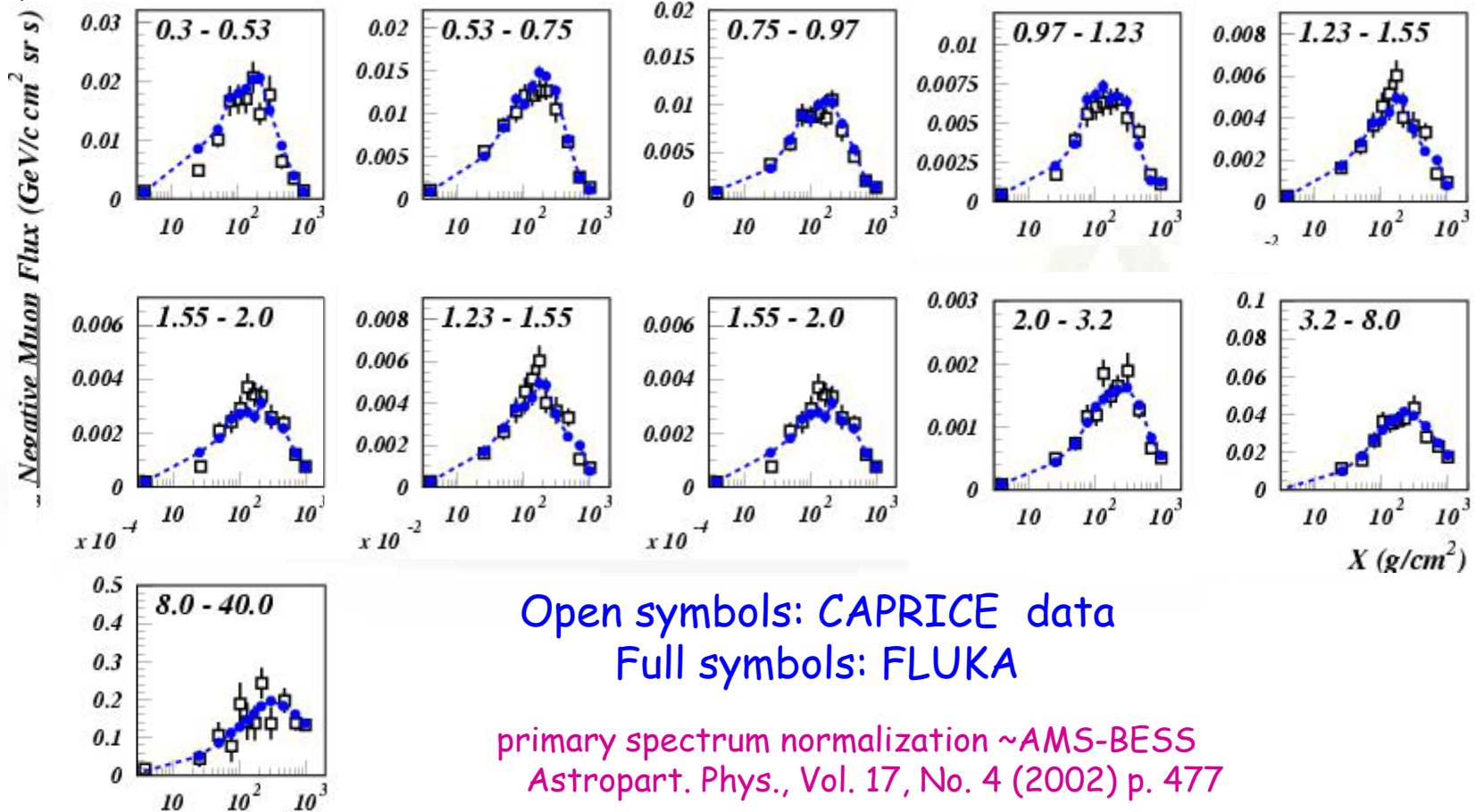
The first 3-D calculation of atmospheric neutrinos was done with FLUKA.

The enhancement in the horizontal direction, which cannot be predicted by a 1-D calculation, was fully unexpected, but is now generally acknowledged.

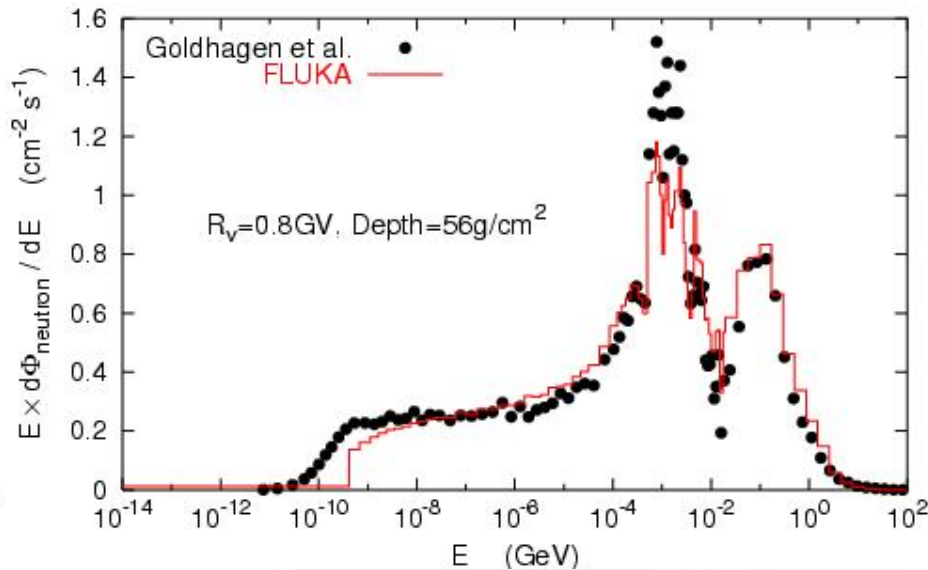
In the figure: angular distribution of ν_μ , $\bar{\nu}_\mu$, ν_e , $\bar{\nu}_e$

In red: 1-D calculation

Negative muons at floating altitudes: CAPRICE94



Neutrons on the ER-2 plane at 21 km altitude



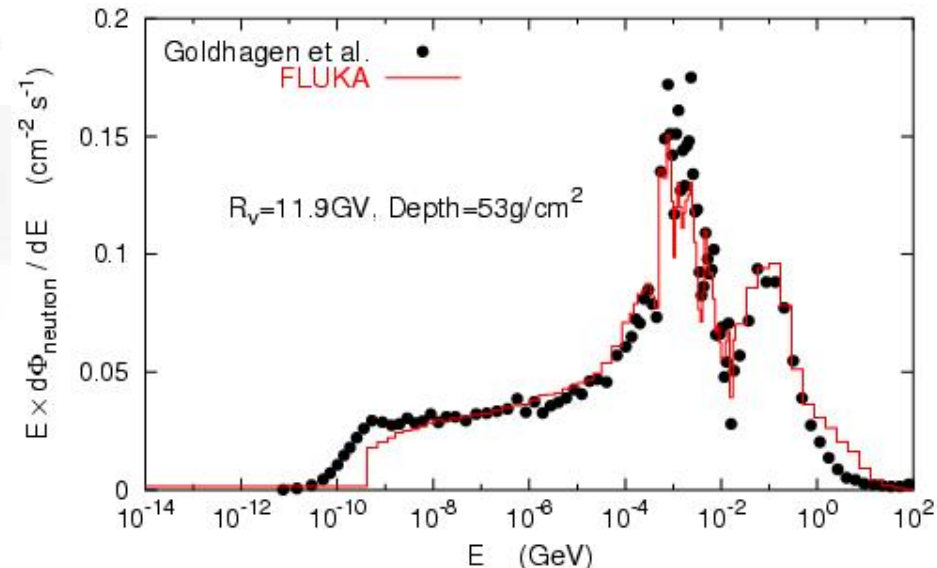
Measurements:

Goldhagen et al., NIM A476, 42 (2002)

Note one order of magnitude difference depending on latitude

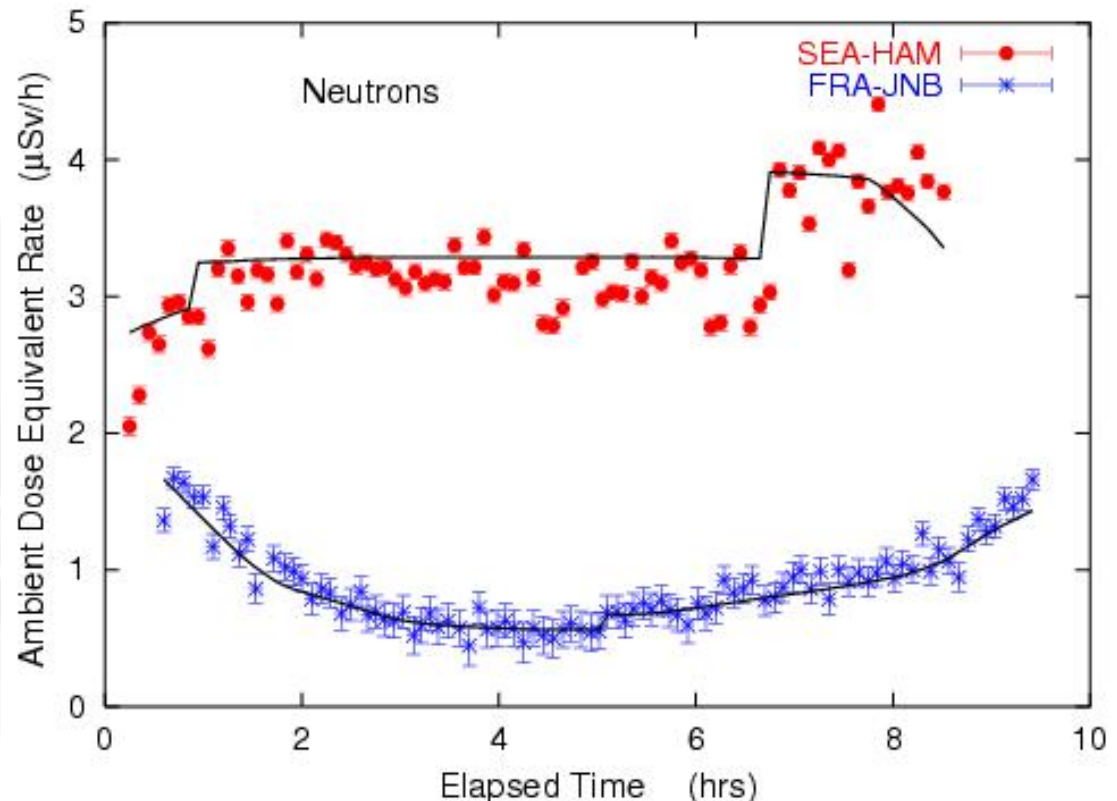
FLUKA calculations:

Roesler et al., Rad. Prot. Dosim. 98, 367 (2002)



Dosimetry Applications

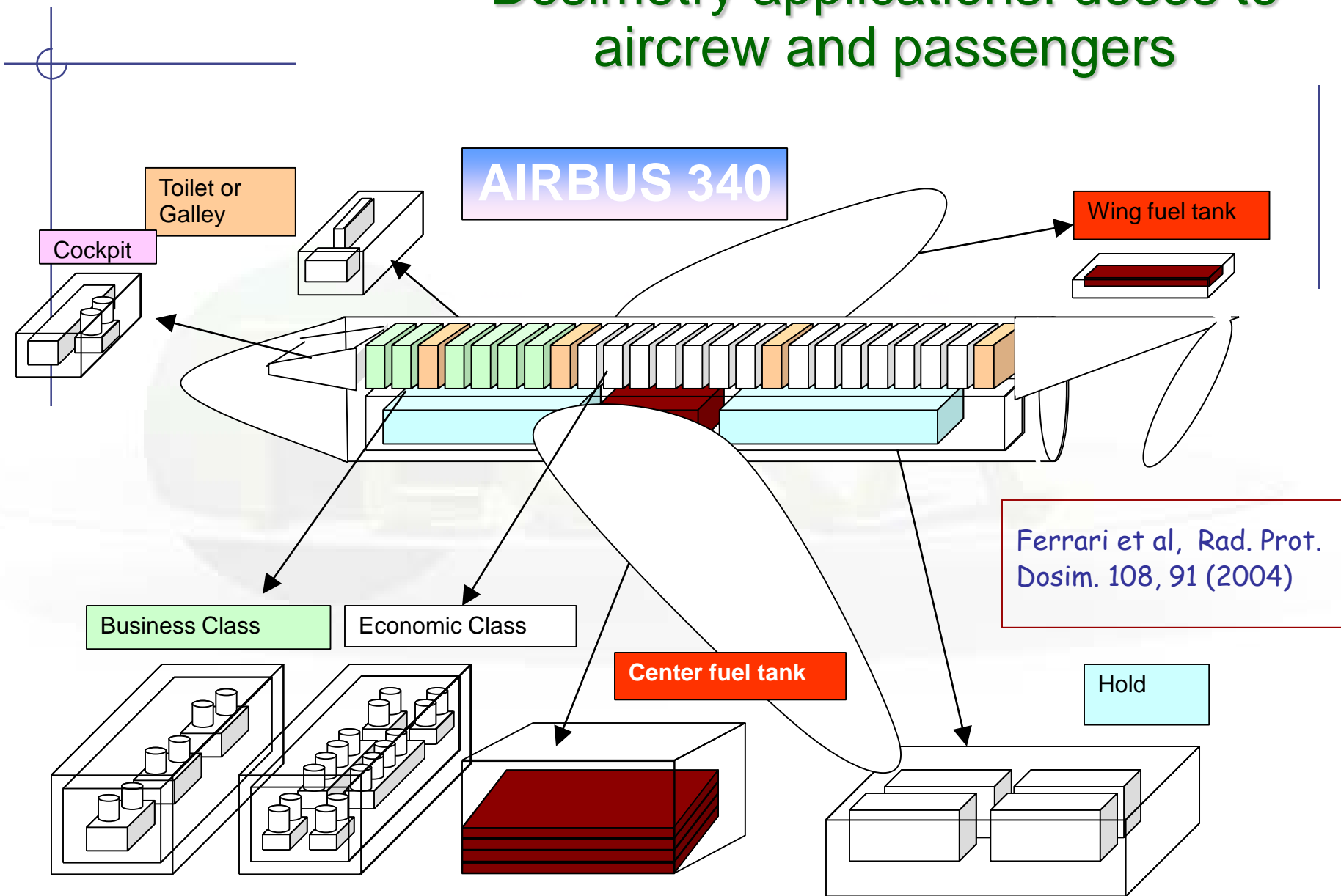
Roesler et al.,
Rad. Prot. Dosim.
98, 367 (2002)



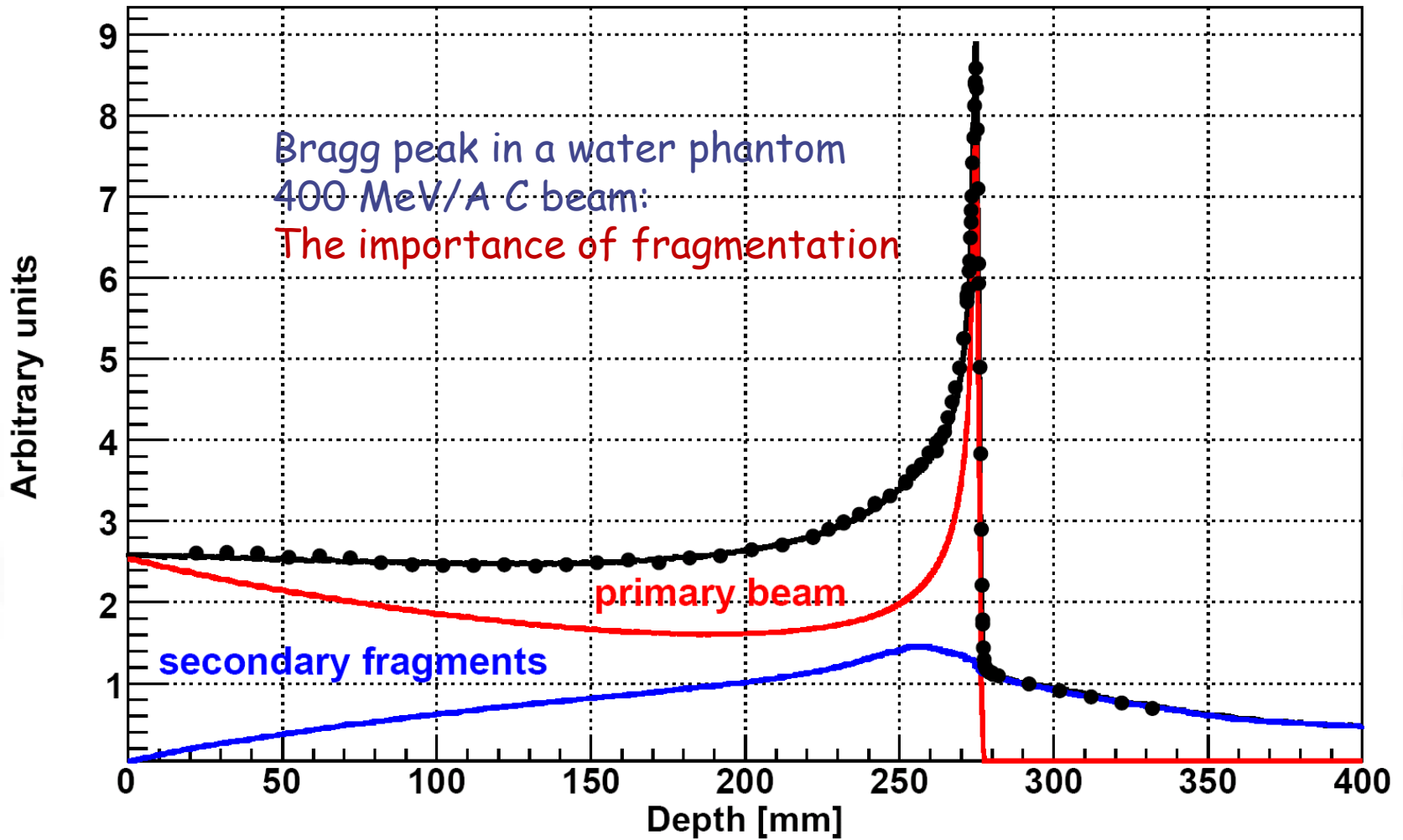
Ambient dose equivalent from neutrons at solar maximum on commercial flights from Seattle to Hamburg and from Frankfurt to Johannesburg.

Solid lines: FLUKA simulation

Dosimetry applications: doses to aircrew and passengers



Carbon Ion Therapy



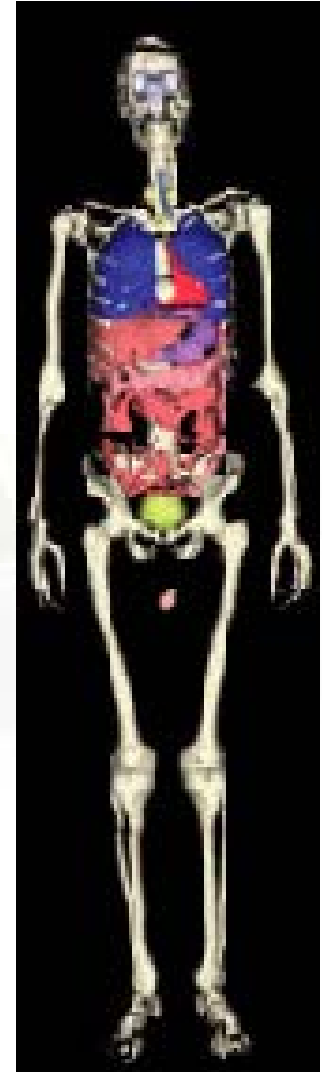
Exp. Data (points) from Haettner et al, Rad. Prot. Dos. 2006
Simulation: A. Mairani PhD Thesis, 2007, Nuovo Cimento C, 31, 2008

Using the information from the patient CT in the MC

The Voxel Geometry

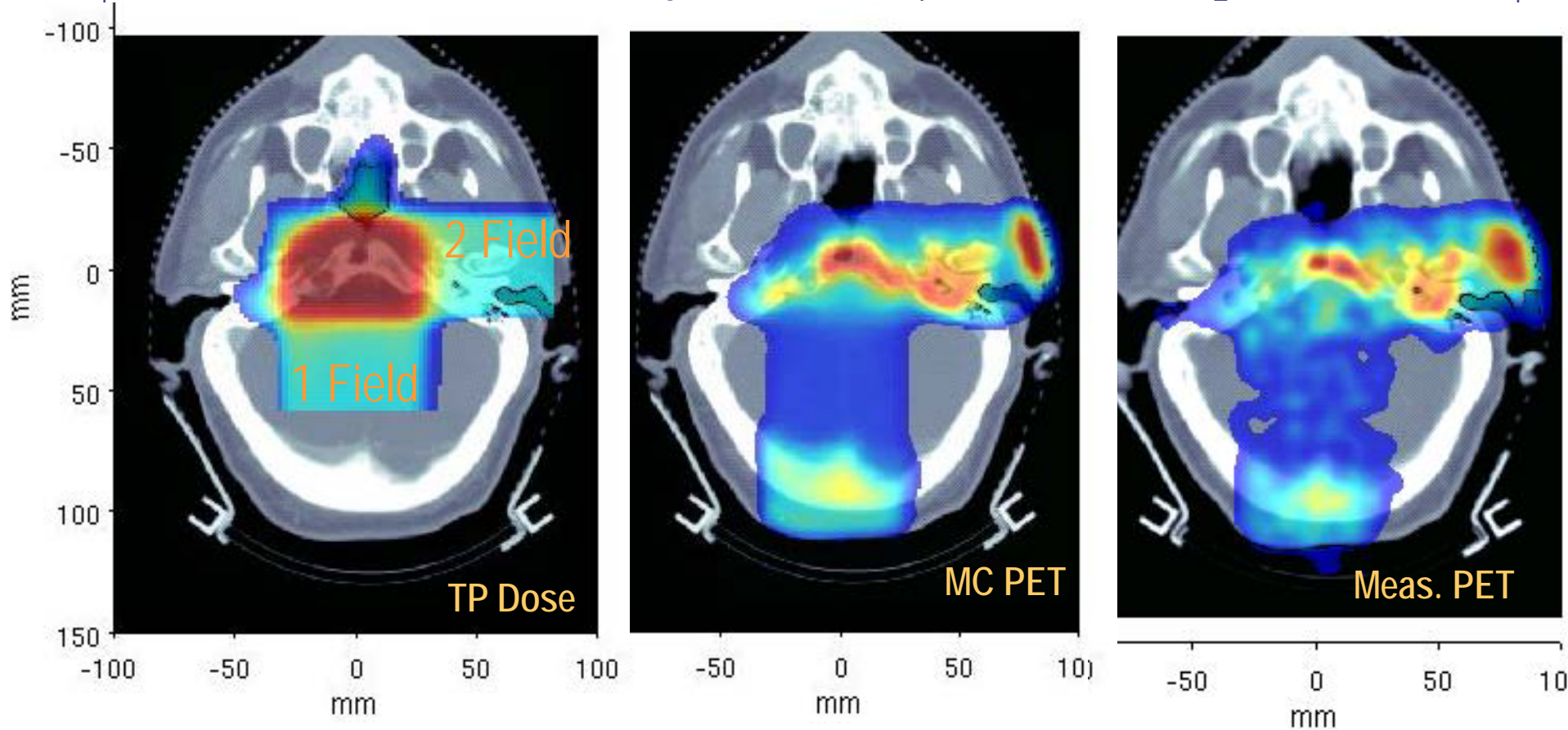
- FLUKA can embed voxel structures within its standard combinatorial geometry
- Transport through the voxels is optimized and efficient
- Raw CT-scan outputs can be imported

The GOLEM phantom
Petoussi-Henss et al, 2002



Proton therapy: dose and PET distributions from MC, Head

Clival Chordoma, 0.96 GyE / field, $\Delta T_1 \sim 26$ min, $\Delta T_2 \sim 16$ min



K. Parodi et al., PMB52, 3369 (2007)