

First feedback from Plan tool

K. Foraz

On behalf of LS2 team & FAP-AIS



ENGINEERING
DEPARTMENT

Contents

- Goal
- Timeline
- Quality
- Plan & LIU
- Results
- Next steps

Goal

Agree on **which activities will be performed** until the end of LS2, based on priorities and resources we have

- to **harmonize the method**
- to **give decision makers** a clear picture of the different requests, and their impacts



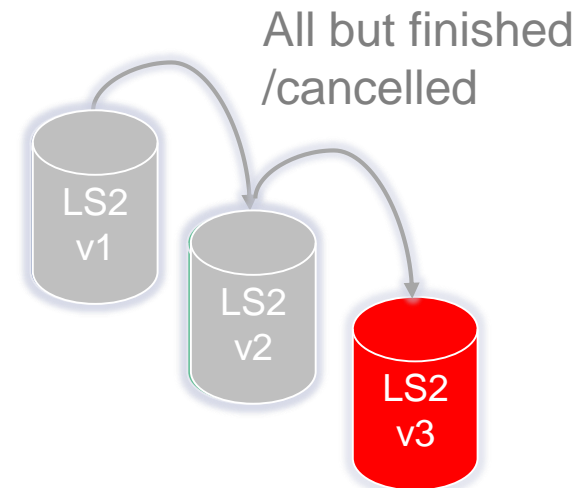
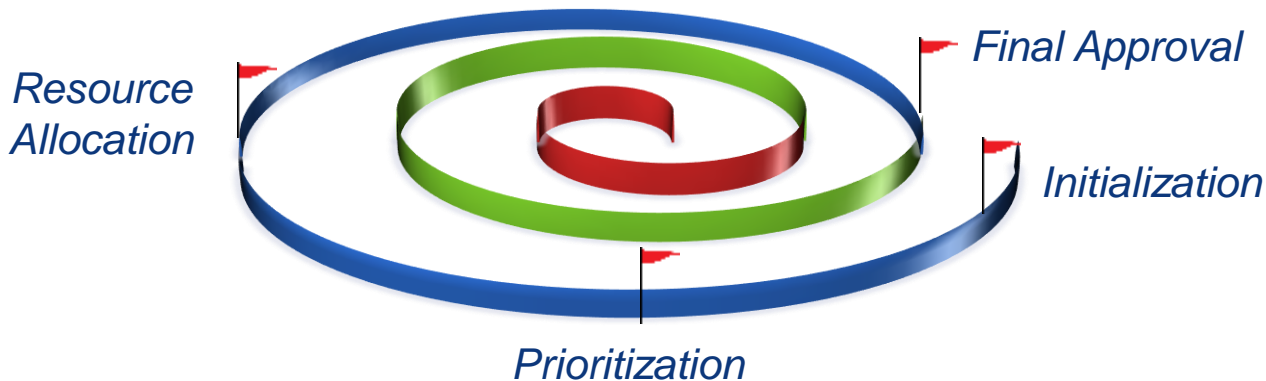
Unique repository with a simple approval process

Information: what, goal, impact if not done, support, resources availability & schedule

Timeline (1/2)

Plan «LS2» will be reviewed regularly prior to LS2, and during LS2

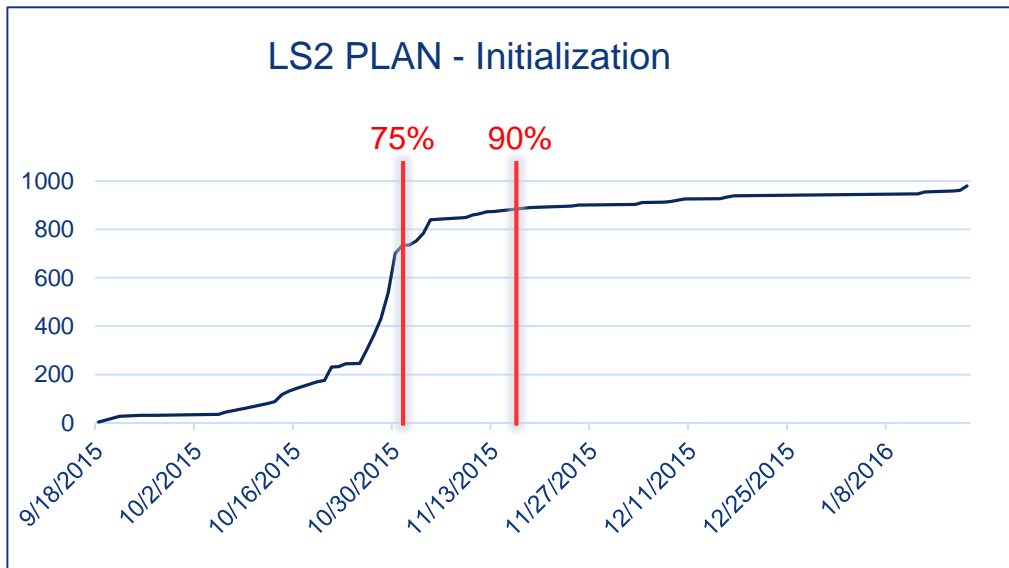
- Possible change of priorities / milestones
- Avoid emergence of new activities ► preserve organization set up by support groups



Timeline (2/2)

• Initial timeline

- | | | |
|------------------------|---------------------------|------------------------|
| • Initialization: | 16/09 to 31/10 | 16/09 to 16/11...22/01 |
| • Prioritization: | 01/11 to 15/11 | 17/11 to 15/01 |
| • Resource Allocation: | 16/11 to 15/12 | 30/01 to 30/04 |
| • Final Approval: | 16/12 to 15/01 | 01/05 to 30/05 |



- ~ 1'000 activities
- The last 10% costs more than 40% of the time

Quality (1/3)



- The **Quality Assurance Manager** of Plan has to:
 - review the activity requests,
 - ensure the quality and consistency of the information provided
- Unfortunately, w.r.t to re-organization, our Quality Assurance Manager changed assignment.... We did our best during December

Quality (2/3)

- **Quality of information:** Definitely better than during the Plan Beta exercise, but one can always improve
- **Title:** very few mysterious names, but usually the goal is well described and no support is required..!
- **Goal:** it is always possible to insert links with edms documents and documents to the activities
 - ► the better you define, the better contribution groups will be able to assess their contribution
 - 77 edms links created, 1 APT

Quality (3/3)

- **WBS**: around 20% of wrong WBS
- Discrepancy of **granularity** between activities
- **Duplicates**: ...there are...
- ► Standardization of resource **descriptions** ready for next stage
- **Cascade of contributions** ► this is now possible for a contribution group to enter another contribution group

Priorities (1/3)

1. Safety
2. Activities needed to reach 300fb-1 during run 3
3. HL-LHC & LIU projects
4. Approved projects
5. Approved studies
6. Others

► Meetings with
Department heads



Priorities (2/3)

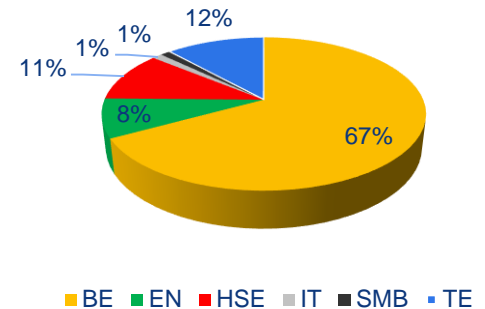
1. Safety

- All activities needed to ensure safety of personnel and of our facilities
- «Consolidation of AUG systems, Bas floor inspection, Maintenance of fire detection...»

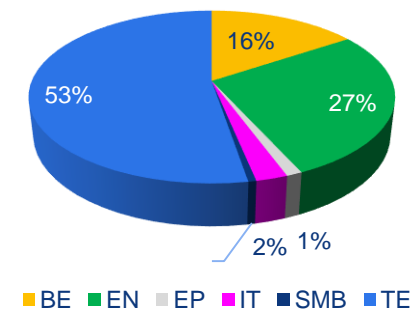
2. Activities needed to reach 300fb⁻¹ during run 3

- Maintenance, upgrades, consolidation needed to run the accelerator complex & LHC experiments
- “Replacement of damaged TBIU in SPS North Area, Maintenances park 18 kV et 3.3 KV , Electrostatic septum SEH31 replacement...”

Safety declared / department



300fb⁻¹ declared / department

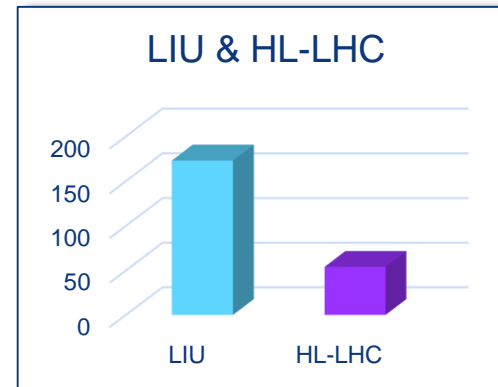


Priorities (3/3)

3. HL-LHC & LIU projects

4. Approved projects

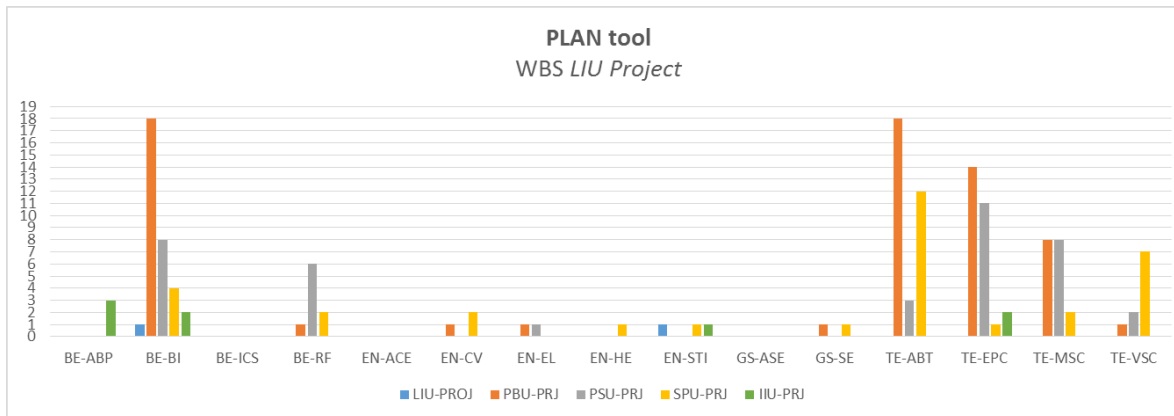
- AD, Charm, nTof, Awake,
- We found difficulties for some activities declared to assess if there were approved or not, especially with respect to budget & resources availability, as these fields were not completed ► creation of a new priority :
NEW «4a. Approved projects if budgeted”
From 4a to 4 ► please complete the missing fields



Plan & LIU

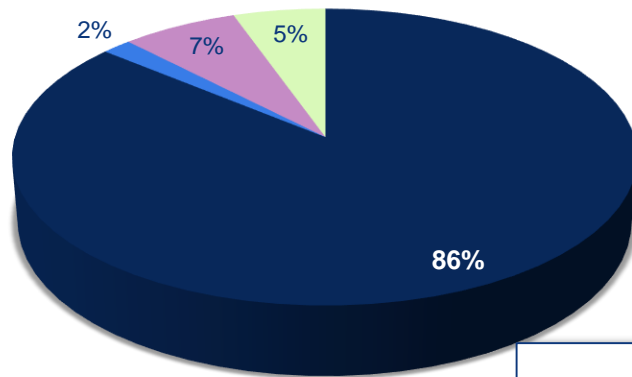
- Cross-checked the information in PLAN & LIU list

- Mid November: Today
 - Match: 80% 95%
 - Declared but wrong WBS: 10% 0%
 - Missing: 10% 5%



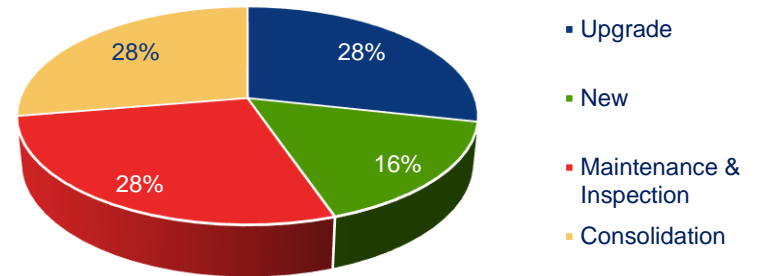
Results figures per WBS

Plan activities - WBS level 1

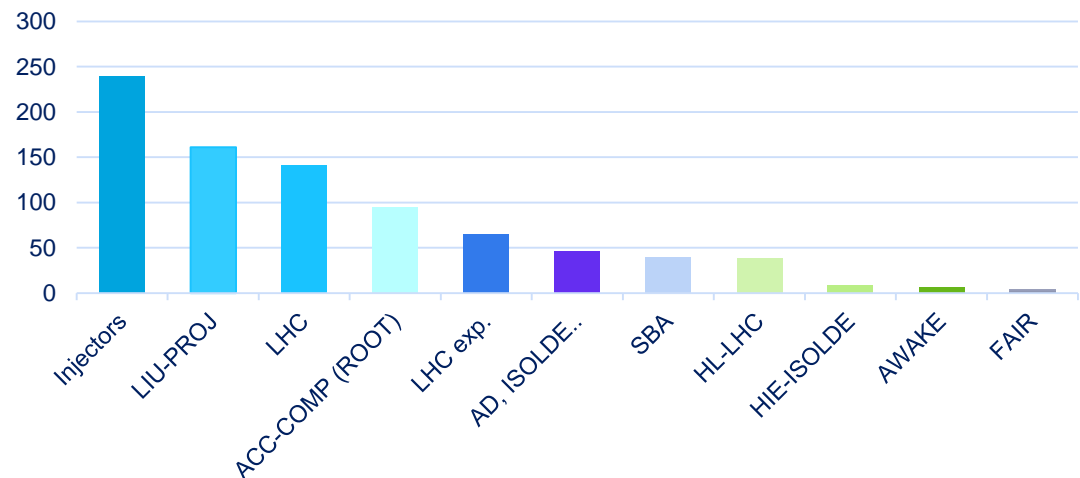


■ ACC-COMP ■ ACC-PROJ ■ COMPUTING

ACC-COMP Type

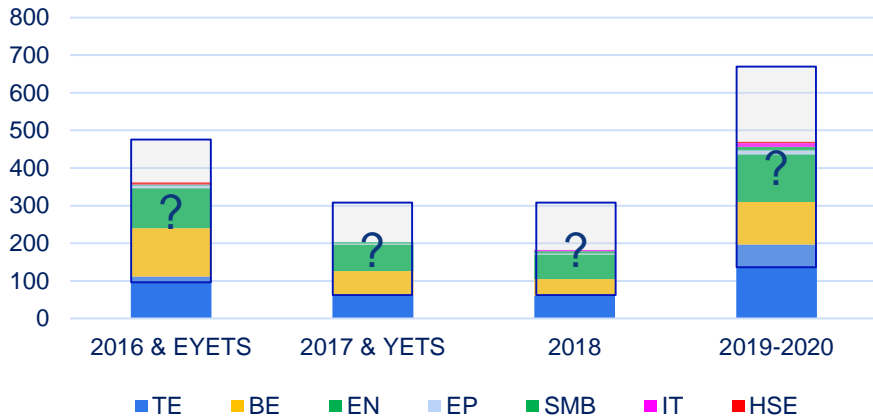


ACC-COMP



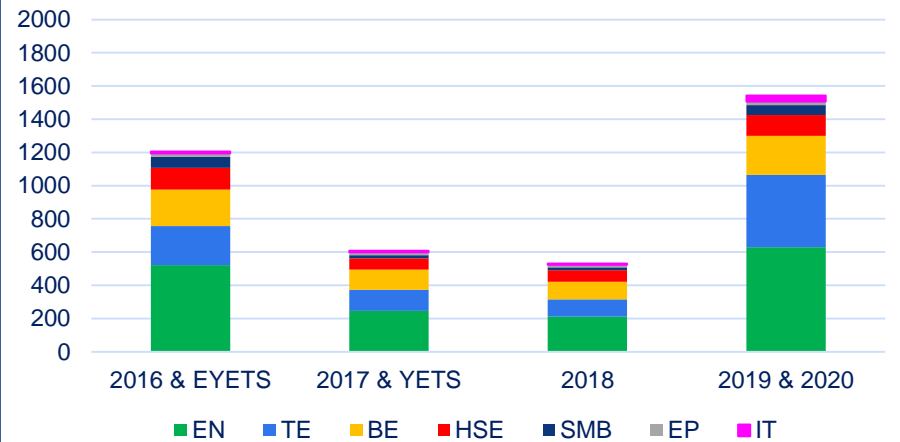
Results figure per Departments

Activities declared by dept. vs time

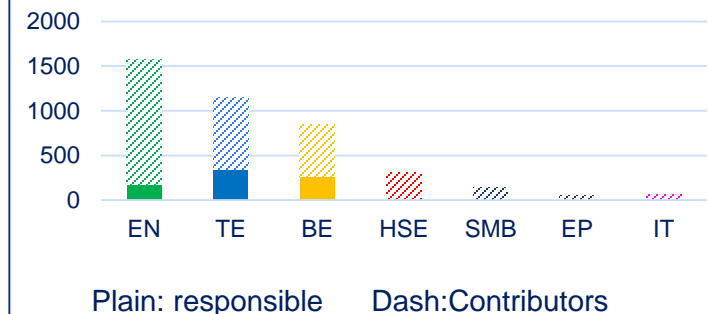


1st exercise: 2016 better defined than 2017, 2018...

Contributions requested from dept. vs time



Nb of activities per department



Disclaimer: Number of activities does not represent workload !

Next step (1/3)

February 1st - April 30th: Resource allocation stage

Group allocates resources to the group contributions and confirms validity of the requested contributions

- What do interest **decision makers** are
 - “Yes I’ve got the resources / No I don’t”
 - I need to set up a contract or collaboration agreement
- What does interest **facility coordinators** is:
 - How many persons will intervene (related to safety and preparation) ?
- What does interest the **resource manager** is:
 - Do I have sufficient resources?

Next PLAN session: February 4th

Next step (2/3)

- Resources from Responsible group:
 - field not filled yet !*
 - All activities «4a approved project if budgeted», if resource fields not filled, they will keep this priority.

Personnel - Staff and Fellow

Description

Available Yes

Work to be carried out

person (FTE) for Weeks

How many parallel work sites can you manage?

Associated Personnel - Collaboration Agreements, Contractors, Students,...

Description

No associated personnel resource

[+ Add associated](#)

Material

Description

Budget (kCHF)

Budget Owner

[+ Add material](#)

| Description | Person (FTE) | Duration | Available | Title | Group | WBS | Facilities | contribution | contributions |
|--|--------------|----------|--------------------------|-------|--------------|------------------|--------------------------------|---|---|
| | | | <input type="checkbox"/> | Title | Departmen... | Work Breakdown S | Facility | Department-... | Range |
| Consolidate PS Septa Electronics & Controls | | | | | TE-ABT | SP-CONS | PS&TT2 | BE-CO, BE-OP, EN-EL, TE-MPE | 0 of 0 |
| AD target area renewal | | | | | EN-STI | AD-CONS | AD-Target | BE-ABP, BE-BI, BE-ICS, EN-ACE, EN-CV, EN-EL, EN-HE, EN-MME, HSE-RP, HSE-SEE, SMB-SE, TE-ABT, TE-MSC, TE-VSC | 0 of 0 |
| Renovation of electrical power distribution to racks in building 353 | | | | | BE-RF | SP-CONS | PS&TT2 | EN-EL | 0 of 0 |
| Adapt to suppression of ADECONTROLS specific database | | | | | BE-CO | AD-CONS | AD | BE-OP | 0 of 1 |
| SOLDE vacuum system consolidation | | | | | TE-VSC | ISOLDE | ISOLDE | | 0 of 0 |
| TREC application development and support | | | | | HSE-RP | COMPUTING | Buildings And Other Facilities | EN-ACE | 0 of 1 |
| Consolidation of the ventilation for the AD target | | | | | EN-CV | AD-CONS | AD | BE-ICS, EN-EL, EN-HF, HSE-RP, HSE- | 0 of 9 |

28 January 2016

LHC Performance workshop

16

Next step (3/3)

- Business Intelligence: customized reports can be created by you in order to visualize data

1 Filter | Leading Product Lines (pivot table) | Rows: 20 | Cols: 9 | Actions

| Territory | Line | 2003 | | | 2004 | | | 2005 | | |
|-------------|------------------|-------------|----------|------------|-------------|----------|------------|-----------|----------|------------|
| | | Sales | Quantity | Unit Sales | Sales | Quantity | Unit Sales | Sales | Quantity | Unit Sales |
| APAC | Classic Cars | \$115,011 | 1,052 | \$109 | \$199,372 | 1,785 | \$112 | \$97,574 | 1,015 | \$96 |
| | Vintage Cars | \$111,639 | 1,243 | \$90 | \$147,212 | 1,587 | \$93 | \$105,688 | 1,067 | \$99 |
| | Motorcycles | \$60,789 | 654 | \$93 | \$63,159 | 540 | \$117 | \$65,870 | 658 | \$100 |
| | Trucks and Buses | \$11,298 | 91 | \$124 | \$80,634 | 801 | \$101 | \$53,735 | 488 | \$110 |
| | Planes | \$42,663 | 456 | \$94 | \$67,681 | 723 | \$94 | \$11,082 | 151 | \$73 |
| APAC Total | | \$341,400 | 3,496 | \$98 | \$598,057 | 5,436 | \$103 | \$333,948 | 3,379 | \$99 |
| EMEA | Classic Cars | \$691,273 | 3,853 | \$118 | \$1,015,790 | 8,976 | \$113 | \$384,538 | 3,463 | \$111 |
| | Vintage Cars | \$263,695 | 3,094 | \$85 | \$504,062 | 5,472 | \$92 | \$83,324 | 1,094 | \$76 |
| | Motorcycles | \$141,836 | 1,428 | \$99 | \$204,042 | 2,177 | \$94 | \$161,260 | 1,501 | \$107 |
| | Trucks and Buses | \$228,699 | 2,261 | \$101 | \$185,421 | 1,558 | \$119 | \$96,859 | 836 | \$104 |
| | Planes | \$154,519 | 1,723 | \$90 | \$209,128 | 2,326 | \$90 | \$128,008 | 1,464 | \$87 |
| EMEA Total | | \$1,480,021 | 14,359 | \$103 | \$2,118,443 | 20,509 | \$103 | \$843,989 | 8,358 | \$101 |
| Japan | Classic Cars | \$120,696 | 898 | \$134 | \$42,071 | 307 | \$137 | \$18,835 | 122 | \$154 |
| | Planes | \$60,556 | 677 | \$89 | \$49,177 | 547 | \$90 | - | - | - |
| | Trucks and Buses | \$44,498 | 415 | \$107 | \$13,349 | 102 | \$131 | - | - | - |
| Japan Total | | \$164,485 | 205 | \$80 | \$31,959 | 380 | \$84 | \$4,176 | 44 | \$95 |

- **Regular and ad-hoc LS2 meetings** will be organized by LS2 team in order to find solutions or compromises to conflicts

Conclusion

- Around 1'000 activities declared: many thanks for your valuable inputs
 - Still some quality issues, still some missing activities
- The tricky and interesting stage is starting now with the resources allocation stage
- Development of PLAN tool still in progress (SMB-SC, HSE...) – your feedback is essential



ENGINEERING
DEPARTMENT

Thanks for your attention