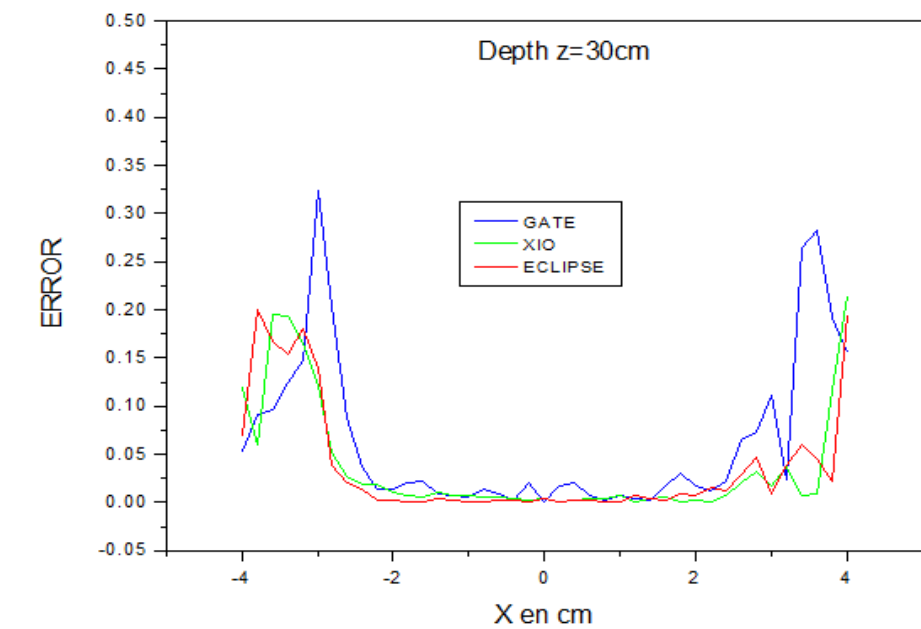
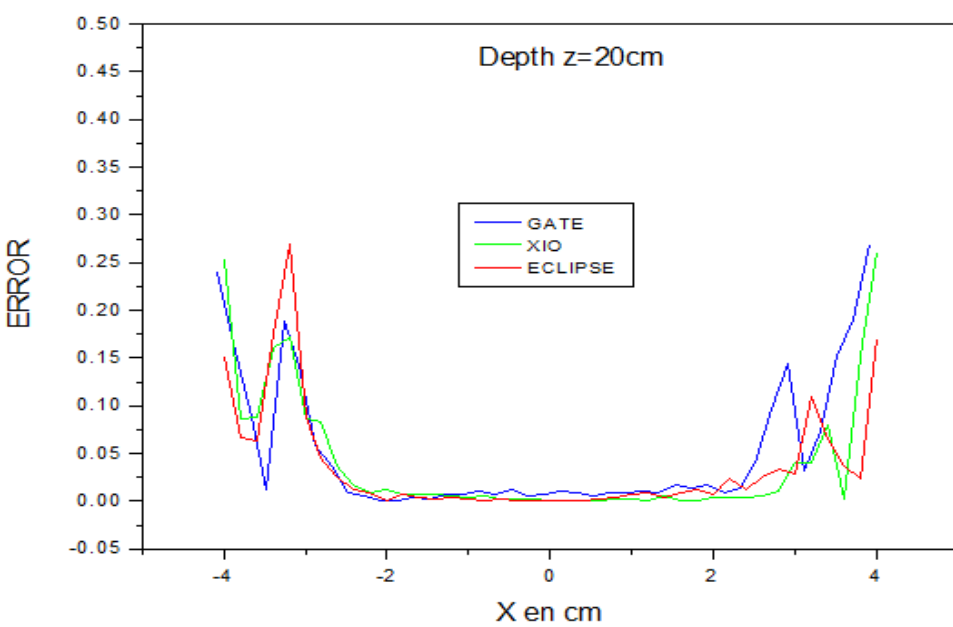
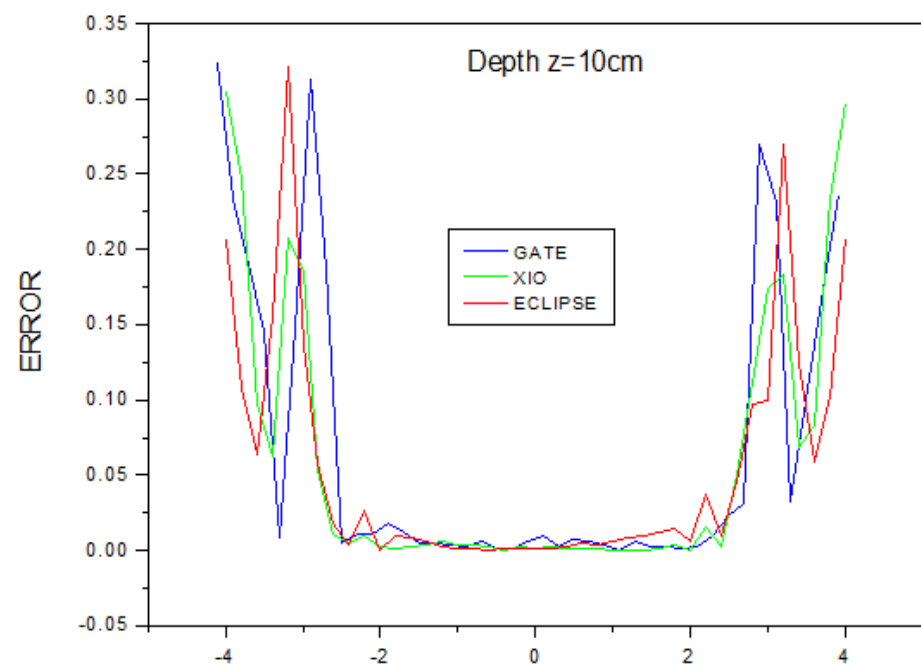
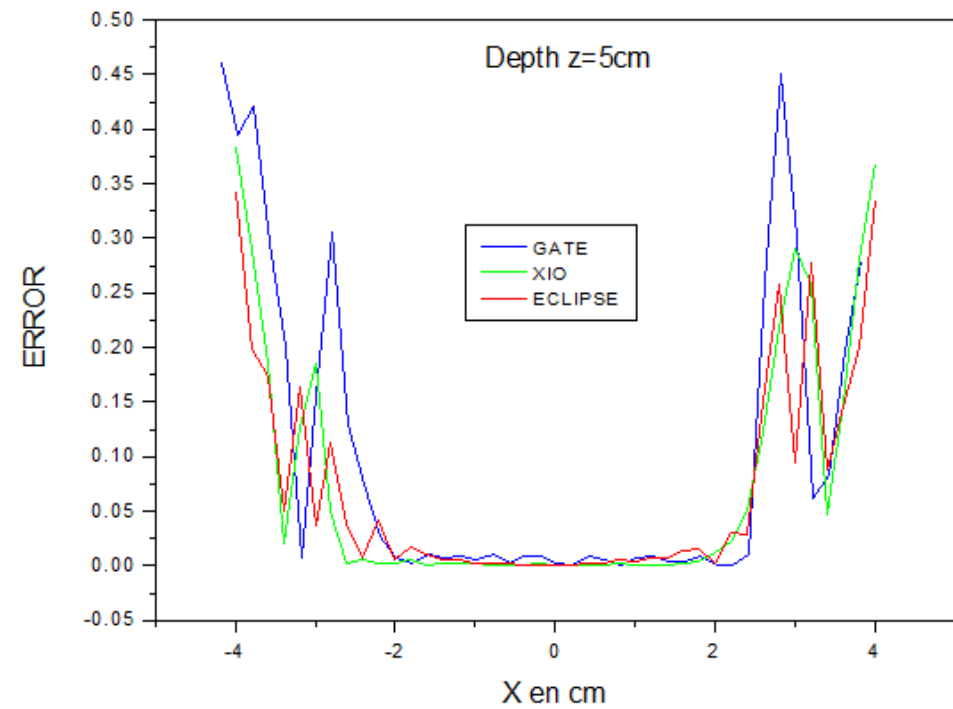


CACLCUL DE L'ERREUR :

- ❖ dose < 20
- ❖ 20 < Dose < 80
- ❖ Dose > 80

ERREUR POUR LE CHAMP 5X5m²



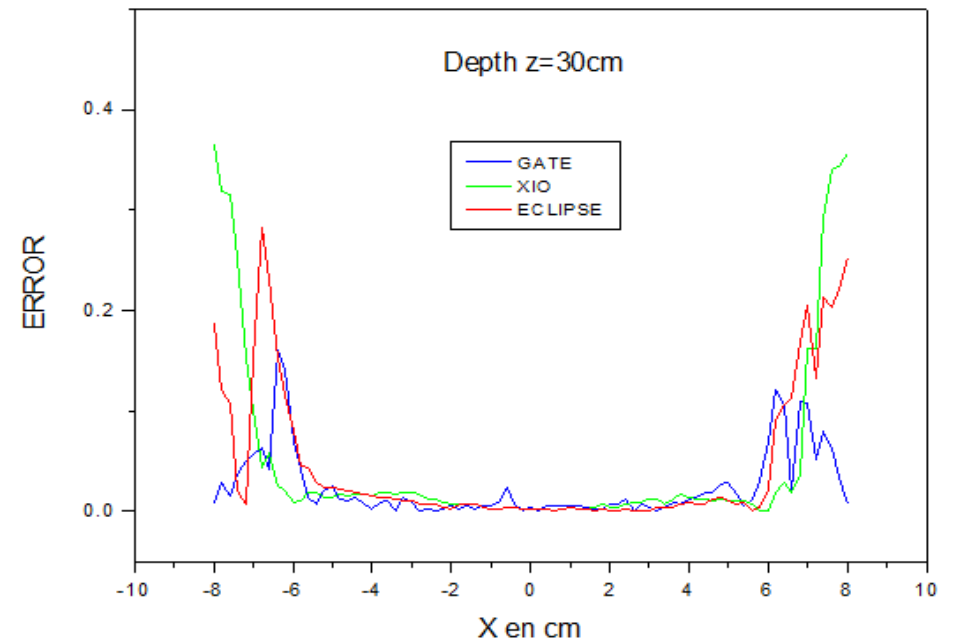
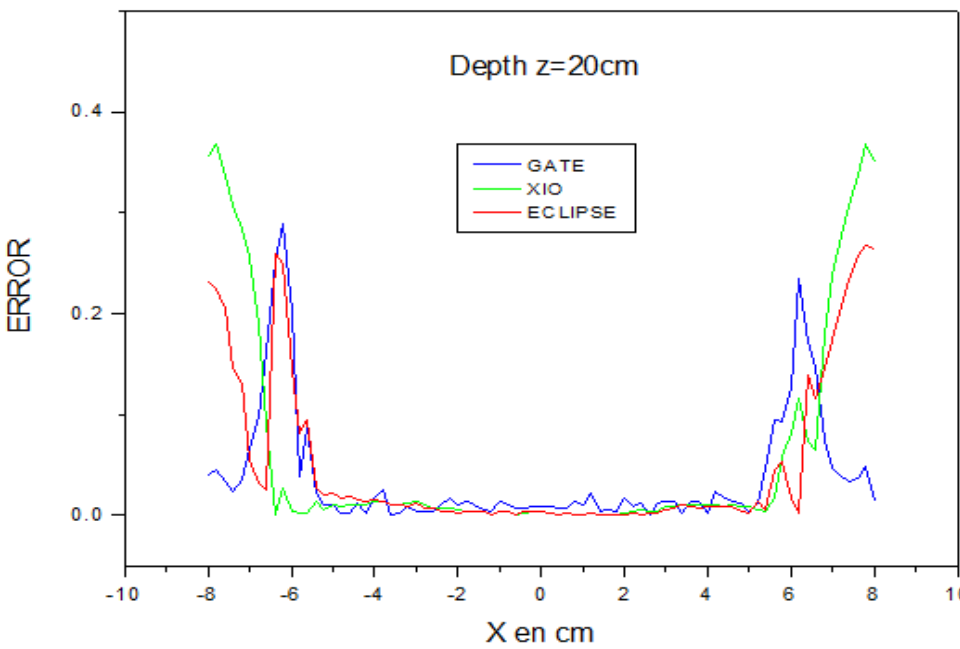
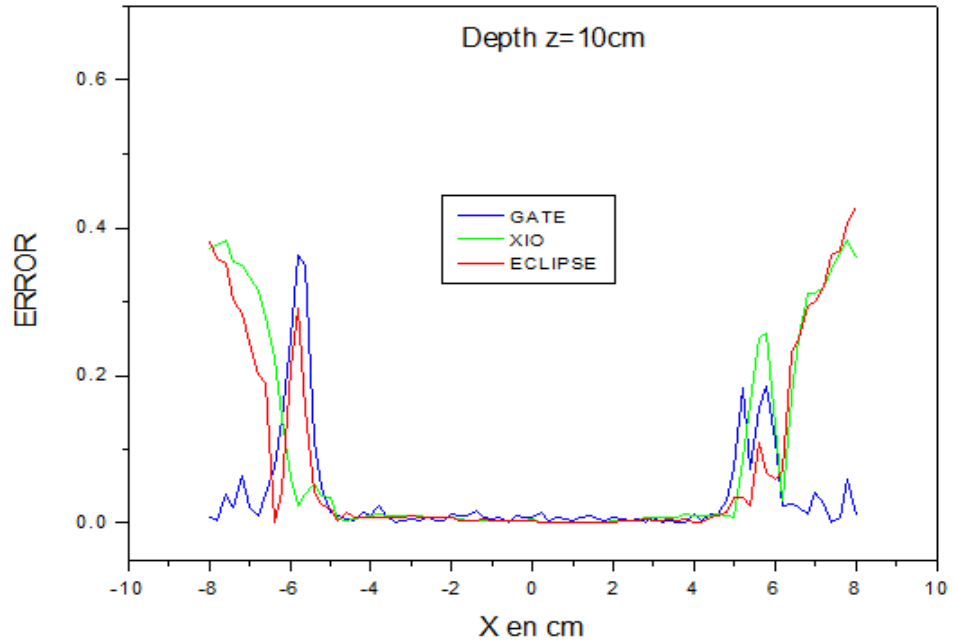
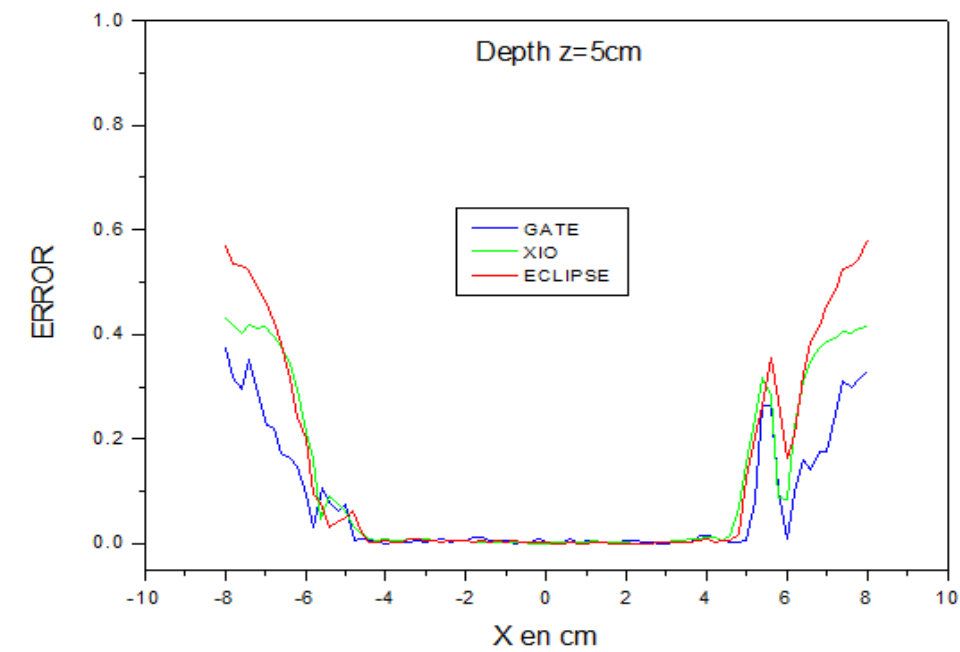
ERREUR POUR LE CHAMP 5X5cm²

Z=5cm	Gate	Xio	Eclipse
20	0.46099	0.3831	0.34196
20-80	0.45059	0.21803	0.25793
80	0.02724	0.02164	0.04195

Z=10cm	Gate	Xio	Eclipse
20	0.23566	0.30502	0.32134
20-80	0.31282	0.1849	0.13696
80	0.02231	0.01602	0.03758

Z=20cm	Gate	Xio	Eclipse
20	0.26891	0.26069	0.17506
20-80	0.18785	0.17252	0.26992
80	0.03945	0.01787	0.02321

ERREUR POUR LE CHAMP
 $10 \times 10 \text{m}^2$



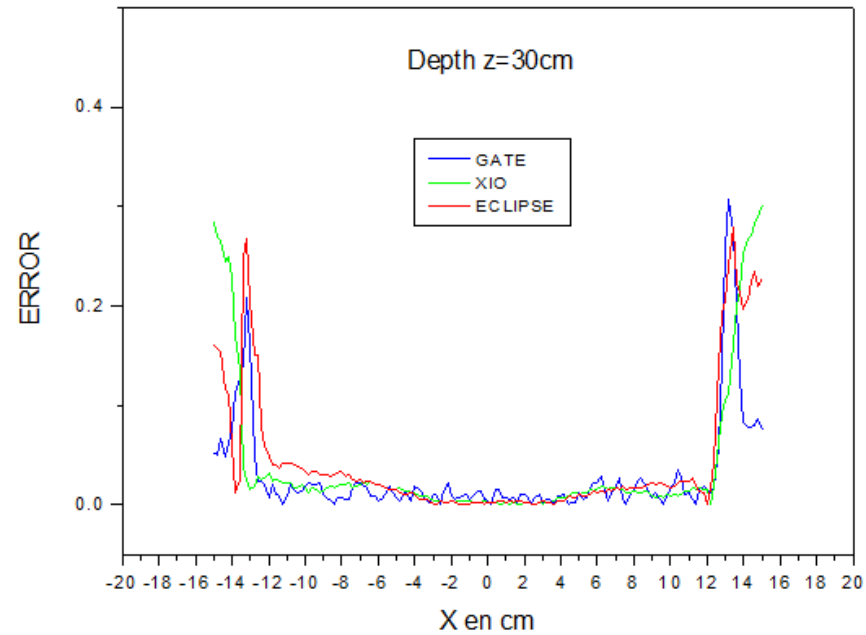
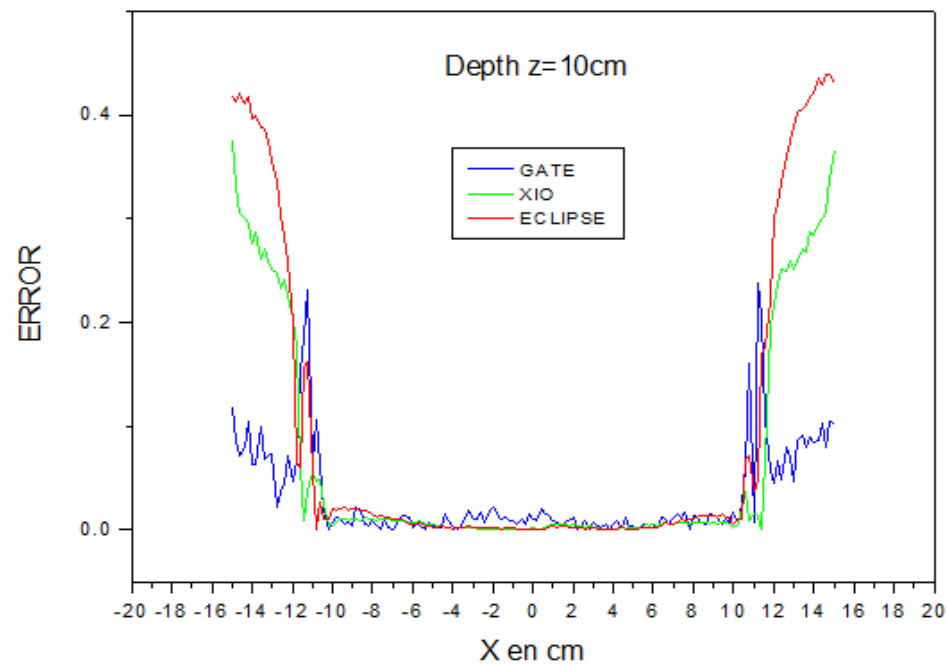
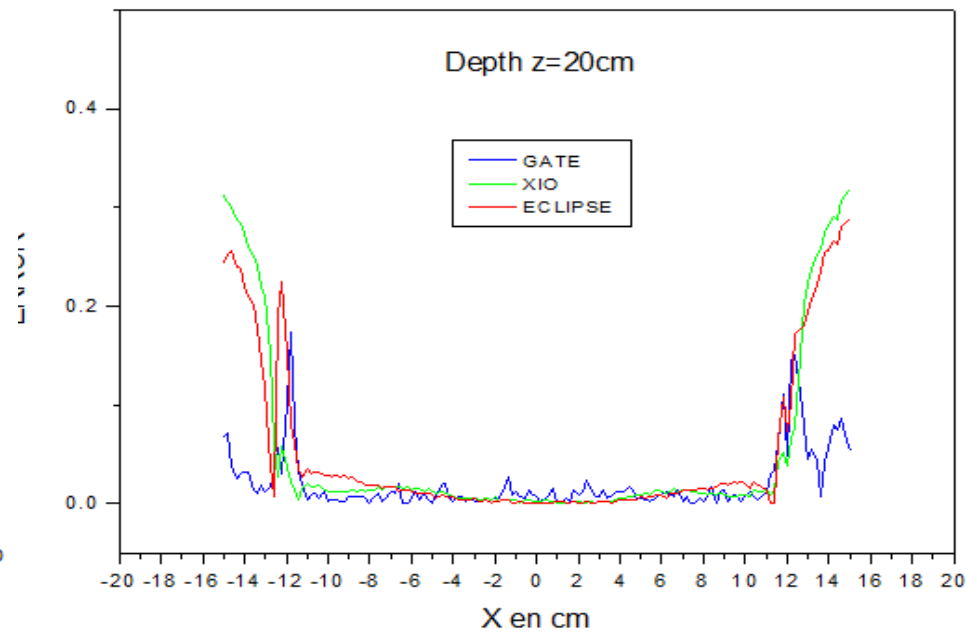
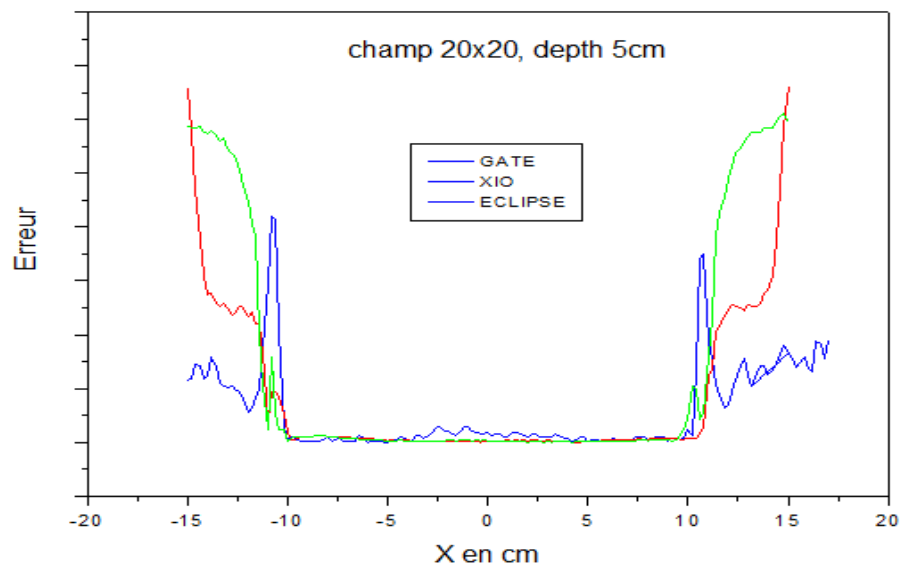
ERREUR POUR LE CHAMP 10X10cm²

Z=20cm	20	20-80	80
GATE	0.161742	0.288548	0.046347
XIO	0.368593	0.115853	0.014469
ECLIPSE	0.267174	0.138721	0.026829

Z=10cm	20	20-80	80
GATE	0.251591	0.362401	0.075149
XIO	0.38334	0.257692	0.012178
ECLIPSE	0.429086	0.291122	0.019517

Z=30cm	20	20-80	80
GATE	0.079961	0.159664	0.041188
XIO	0.365352	0.162257	0.019148
ECLIPSE	0.252652	0.283106	0.045515

ERREUR POUR LE CHAMP
20X20m²



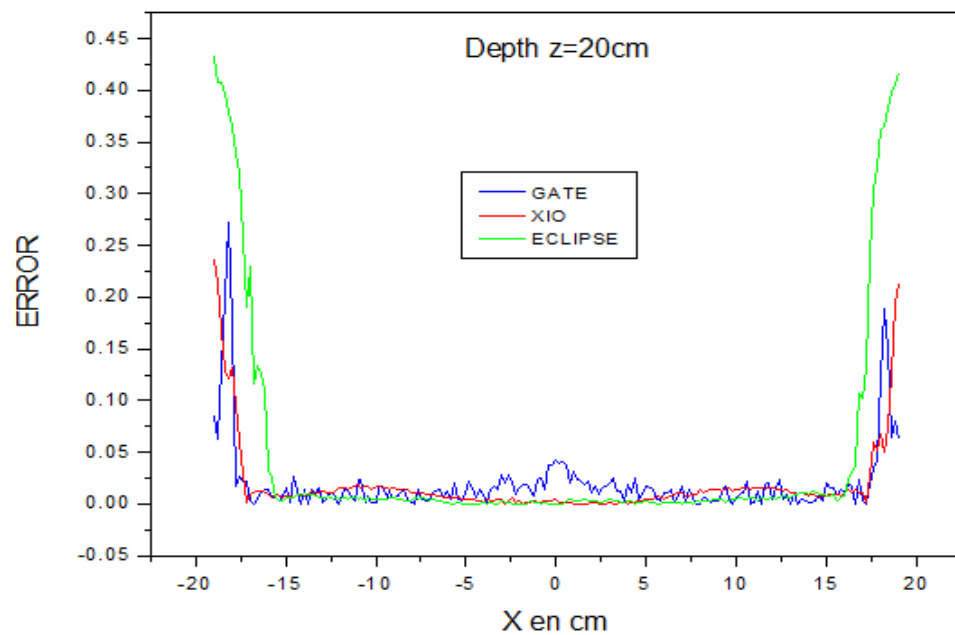
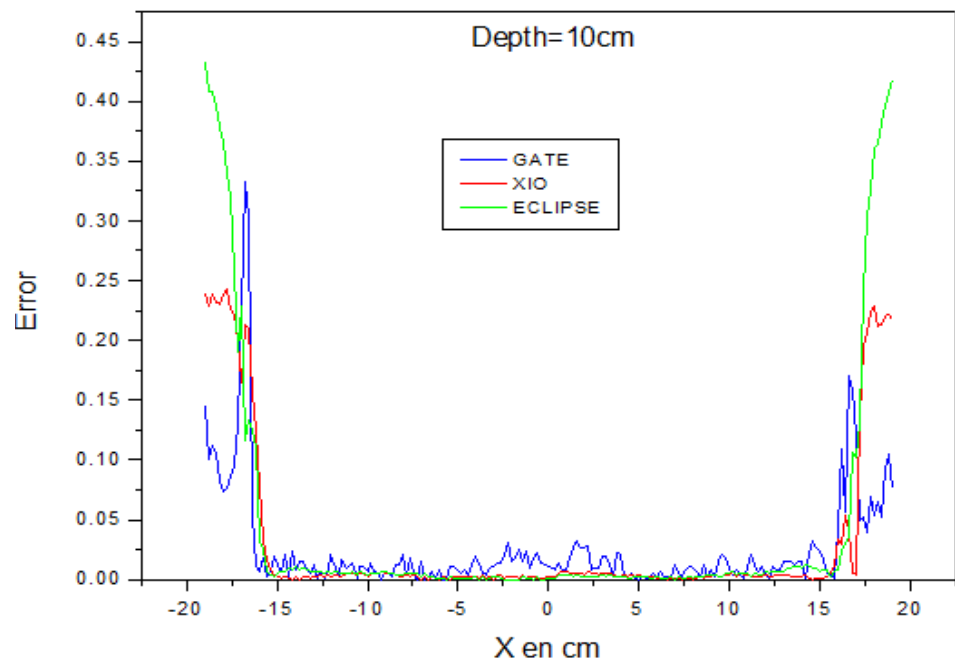
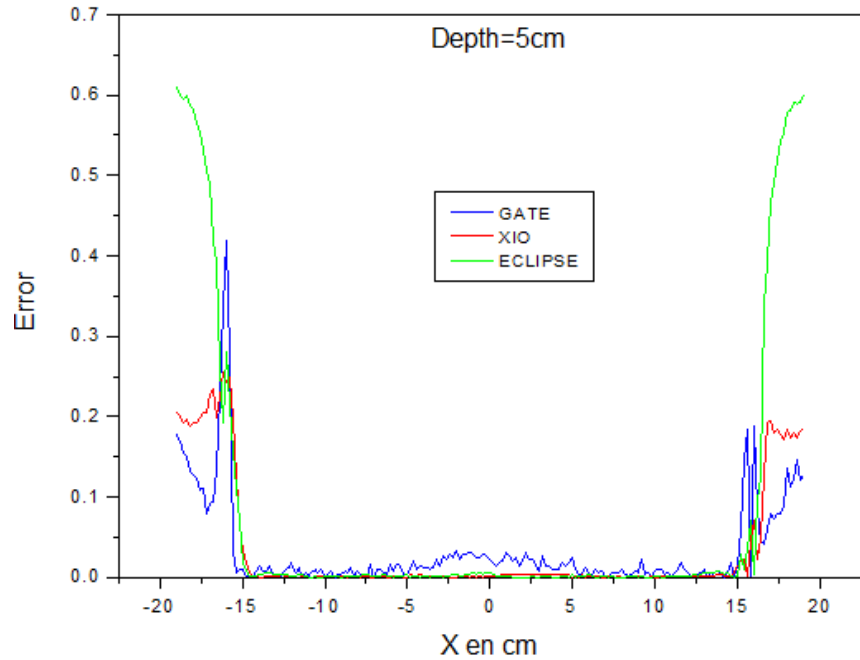
ERREUR POUR LE CHAMP 20X20cm²

Z=5cm	gate	xio	eclipse
20	0.29563	0.66342	0.61165
20-80	0.34834	0.09491	0.1575
80	0.02855	0.01913	0.04367

z=10cm	gate	xio	eclipse
20	0.29563	0.3748	0.43912
20-80	0.41859	0.05554	0.16825
80	0.02855	0.02547	0.02134

z=20cm	gate	xio	eclipse
20	0.08698	0.31892	0.28865
20-80	0.17441	0.20163	0.22538
80	0.03308	0.02014	0.03532

ERREUR POUR LE CHAMP
30X30m²



ERREUR POUR LE CHAMP 30X30cm²

Z=5cm	Gate	Xio	Eclipse
20	0.22605	0.23382	0.60995
20-80	0.41879	0.25651	0.27963
80	0.05974	0.1262	0.11016

Z=10cm	Gate	Xio	Eclipse
20	0.14551	0.24331	0.43294
20-80	0.33305	0.21342	0.22916
80	0.04181	0.07799	0.03287

Z=20cm	Gate	Xio	Eclipse
20	0.27168	0.23673	0.21472
20-80	0.0238	0.01487	0.01591
80	0.04185	0.01805	0.01659

PDD

5x5	ERROR TOTAL	ERROR Z<Zmax	ERROR Z>Zmax	KS probability	KS Distance
MESURE	ref	ref	ref	ref	ref
XIO	0.1555	1.5571	0.0817	1	0.002
GATE	1.4589	1.2725	1.4673	1	0.00266
ECLIPSE	0.8633	3.7991	1.1087	1	0.00401

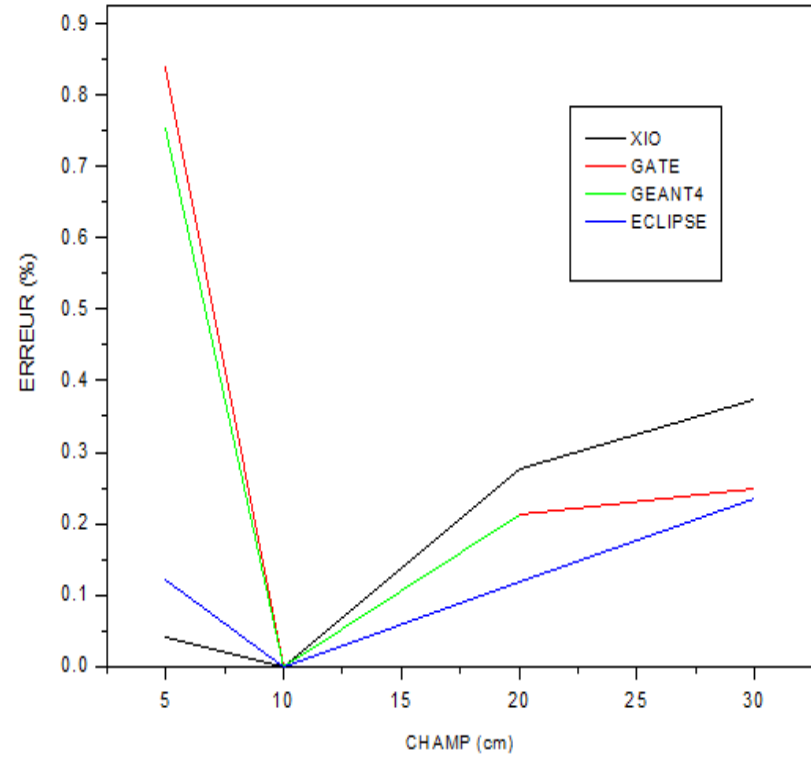
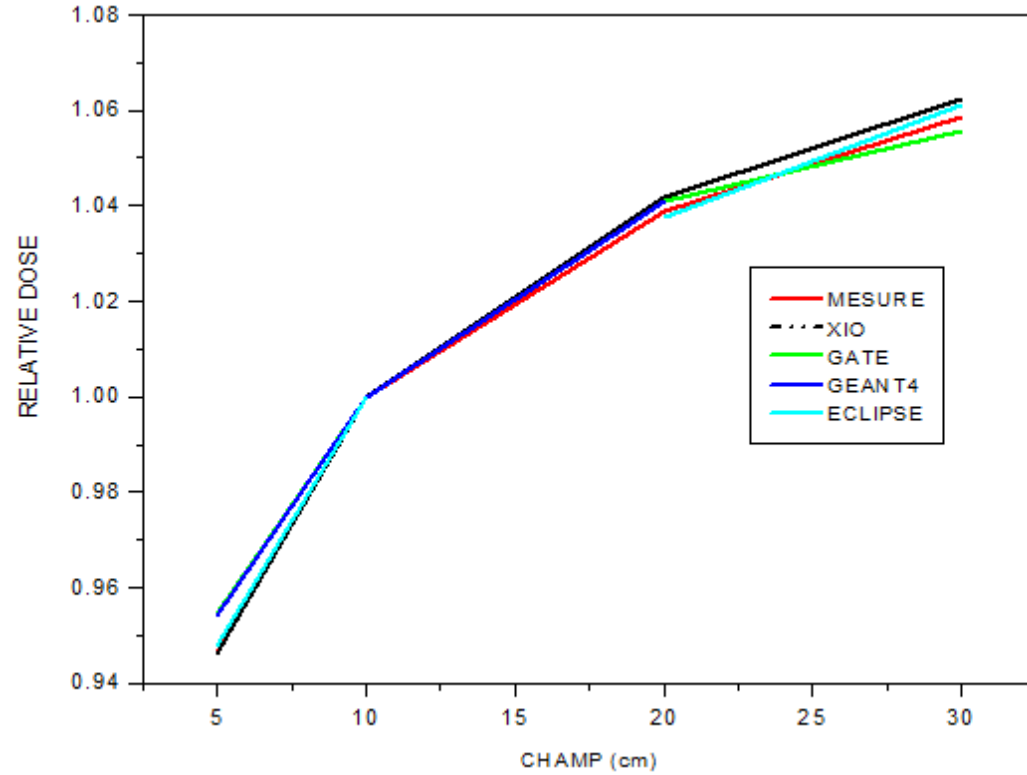
10x10	ERROR TOTAL	ERROR Z<Zmax	ERROR Z>Zmax	KS probability	KS Distance
MESURE	ref	ref	ref	ref	ref
XIO	0.486	1.832	0.415	1	0.00196
GATE	0.643	0.776	0.706	1	0.00144
ECLIPSE	0.766	3.178	0.974	1	0.0035

20x20	ERROR TOTAL	ERROR Z<Zmax	ERROR Z>Zmax	KS probability	KS Distance
MESURE	ref	ref	ref	ref	ref
XIO	0.1341	2.2367	0.0234	1	0.00268
GATE	0.3817	1.1967	0.4524	1	0.00082
ECLIPSE	0.6882	0.8577	0.7695	1	0.00137

30x30	ERROR TOTAL	ERROR Z<Zmax	ERROR Z>Zmax	KS probability	KS Distance
MESURE	ref	ref	ref	ref	ref
XIO	0.0612	2.6602	0.2044	1	0.00335
GATE	0.0443	1.6899	0.0191	1	0.00045
ECLIPSE	0.8456	2.3964	1.0163	1	0.00283
VIENNA					

FOC

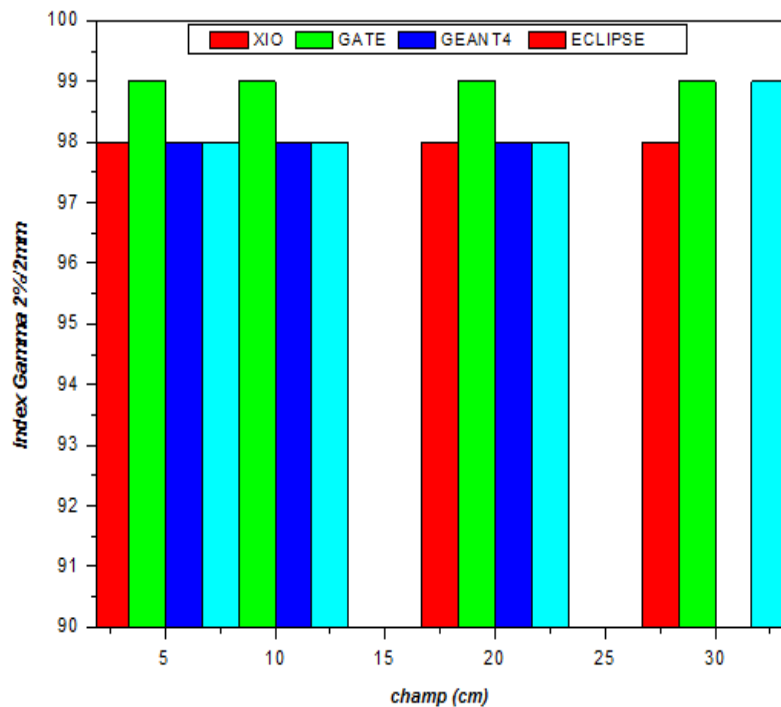
ERREUR



FOC	MESURE	XIO	GATE	GEANT	ECLIPSE
5x5	0.9468	0.9464	0.9548	0.954	0.94797
10x10	1	1	1	1	1
20x20	1.03878	1.04167	1.04106	1.041	1.03754
30x30	1.0585	1.0625	1.0558	xxxxx	1.061

ERREUR	XIO	GATE	GEANT	ECLIPSE
5x5	0.0406	0.8386	0.7547	0.1216
10x10	0	0	0	0
20x20	0.2775	0.2136	0.2133	0.1187
30x30	0.3732	0.25		0.2345

INDEX GAMMA (2%/2mm) de PDD



TPR

	TPR	Erreur
MESURE	0.685	ref
XIO	0.6847	0.0421
GATE	0.677	1.0339
GEANT	0.692	1.0116
ECLIPSE	0.688	0.4425