

EPS-HEP 2017 (5–12 July 2017)



# The LHCb Starterkit initiative


Albert Puig *on behalf of the LHCb collaboration*



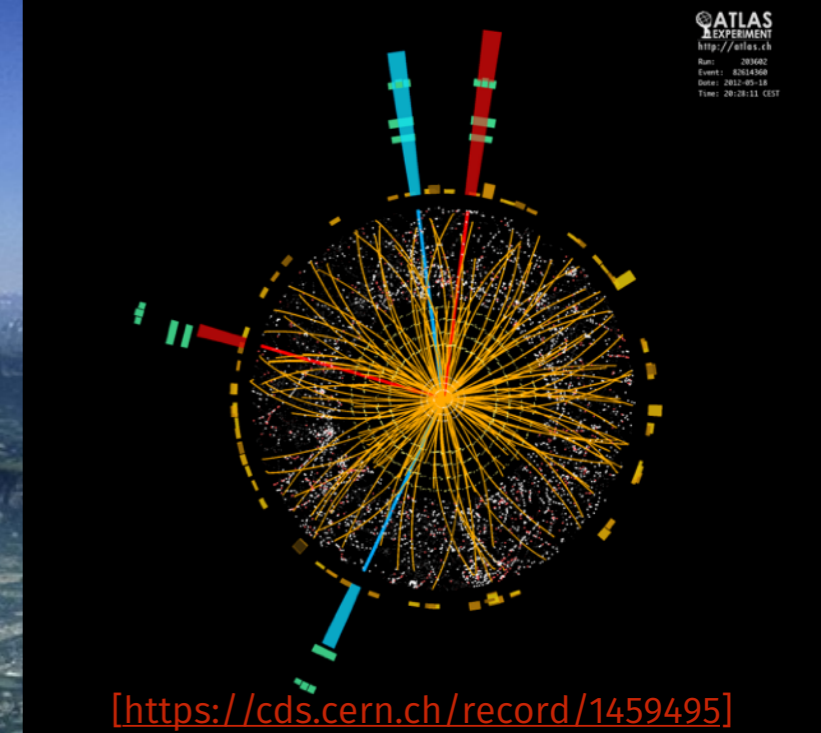
**Universität  
Zürich** <sup>UZH</sup>




FONDS NATIONAL SUISSE  
SCHWEIZERISCHER NATIONALFONDS  
FONDO NAZIONALE SVIZZERO  
SWISS NATIONAL SCIENCE FOUNDATION



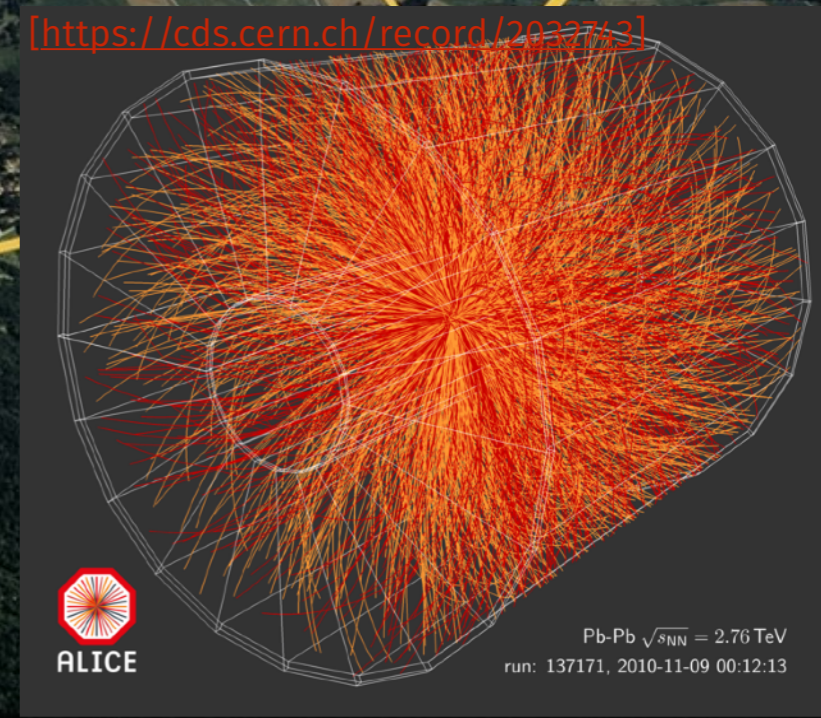
[<http://lhcb-public.web.cern.ch/lhcb-public/>]



[<https://cds.cern.ch/record/1459495>]



[<http://cms.web.cern.ch/tags/higgs>]



[<https://cds.cern.ch/record/2032743>]

# From...



[LBNL Image Database 96602983]

... to



[CERN Computing]

# Or rather



And many others...  
(in particular, LHC  
experiments' own  
software!)

We're trained as **physicists**

We're asked to be **programmers**

We need **training**

# The problem

Many new students feel overwhelmed by all the software they have to learn, the experiment conventions, etc

Tutorials/documentation are often **broken, incomplete** or **inexistent**

Many hours are **wasted**

- Students trying to use/understand/modify “inherited” scripts from their supervisors
- Students also need to figure out who to contact to ask questions
- Experts answering trivial or repeated questions in mailing lists

# The solution

In 2015, the LHCb Starterkit initiative was started to

- Give a **solid starting point** to newcomers in the most used software in LHCb (both general and specific)
- Improve **software literacy** in the experiment
- Teach **good practices**
- Help newcomers **socialise and integrate** in the collaboration

This is done through the preparation of detailed, up-to-date tutorials and the organisation of periodic workshops of different levels



# What makes it special?

The project was started by **early career scientists** (mostly at PhD and MSc level), and it is still run by them

Organisation, teaching, and tutorial writing is done on a **voluntary** basis (no institute commitment)

**Democratic** approach to decisions

# What makes it special?

Since the project is run by non-permanent staff, good **knowledge transfer** is ensured with **industry-standard** tools

- Slack/Mattermost chat
- Use sharing tools such as Google Docs, Github issues, etc, to keep track of as many organisational details as possible

**Heavy rotation** of teachers, helpers and organisers

- Attendees of previous workshops are typically invited to help in the subsequent ones
- More experienced helpers volunteer to organise a workshop

# Conclusions (TLDR)

The Starterkit started as a mostly PhD- and MSc-led project to address common problems in software literacy within the LHCb collaboration

Two years after its start, the Starterkit “brand” is consolidated within LHCb

- Workshops happen regularly and are usually oversubscribed
- Tutorials widely used within the collaboration (even by senior members), have mostly replaced “old” tutorials
- Tutorials kept up to date thanks to a huge collaborative effort

LHCb Starterkit

**STARTERKIT**  
LHCb  
Est. 2015

Starterkit is a group of physicists who want to improve the working lives of young researchers working on the LHCb experiment.

We create and organise workshops that cover topics ranging from basic programming skills, such as using Bash and Python, up to in-depth explorations of the LHCb software.

**? Always feeling stuck?**

The goal of Starterkit is to demystify the LHCb software. If you've ever felt like you're not sure why you're writing the code you're writing, or not sure what code you even need to write, we can help you.

**↗ From the bottom up**

We start from the very basics, each lesson building on the last. Once you understand the details and how things fit together, you have the power to learn more on your own.

# So, what do we do?

Online tutorials

Interactive workshops

# Tutorials

Inspired by the well-established [Software Carpentry](#) tutorials, use same template and techniques

- Currently moving to [GitBook](#), since SC style was limiting us

Freely accessible, Github hosted tutorials/lessons

- Regularly, collaboratively updated (~50 contributors)
- People following the tutorials on their own encouraged to submit issues (>250 in the last two years) and, possibly, merge requests with a fix
- Use the Fork & Pull Request model to lower the entry barrier (less intimidating than editing collaboration-wide Twikis)

# Tutorials

Tutorials only cover LHCb software, starting from the basics and moving on, step by step, to more complicated material

- Link to Software Carpentry tutorials as a guide for common tools such as git, bash, python, etc

Philosophy of the tutorials is not to provide recipes of how to do things within the LHCb software, but to provide the **basic knowledge** and **building blocks** that allow to build complex workflows

- Full examples of working code provided, updated when software changes

# Workshops

Inspired by the **Software Carpentry** workshops

Held at CERN with few basic rules:

- **Small fee** charged to avoid no-shows, reinvested in social event
- **Small groups** of people (20) with 1 instructor and 4–5 helpers
- **No copy-paste**, all code and commands are written in real time, leaving enough room for students to try on their own, find problems, etc
- Very **interactive**: questions encouraged, problems are given for the students to solve, use colour coded stickers to track progress
- Use stickers to get **feedback** at the end of every lesson



# Starterkit workshop

Entry-level introduction to LHCb software, targeted at new members of the collaboration (PhD, MSc)

- Introduction to how the software works, basic tools, etc

Held once a year, around October/November

40 participants (out of ~80 new students every year)

4 days, 8–12 instructors, ~15 helpers

- First 1.5 days devoted to general tools, using SC tutorials
- Last 2.5 days dedicated to LHCb software

# Impactkit workshop

More advanced tutorials LHCb software, targeted at more experienced members

- Content changes according to the needs/interests of attendees, gauged beforehand with a survey

Held once a year, in summer

20 participants, 3 days, 4–5 instructors, ~10 helpers

- First 2 days devoted to advanced software topics
- Last day consists in a **hackathon** where the students attack (in groups) short computing projects that can be useful to the collaboration

# Social aspect: networking

**Social event** is very important for newcomers, allow to start a network outside their home institute



# Problems

Since all work is done on a voluntary basis by early career scientists, sometimes it's hard to keep the project going

- People have a lot of obligations/work

Sometimes hard to recruit **new helpers** for workshops, since economic resources are limited

- Try to mitigate the effect by scheduling the workshops around LHCb-wide events
- Cannot make larger workshops

Even with great help from the LHCb secretariat, it's hard to find **suitable rooms in CERN**, even months in advance

# Conclusions

A lot of work has been put into consolidating the project

Improvements are being fed back into the lessons and content is continuously updated, but structure and methodology are quite stable now

*If it works, don't touch it (too much)*

Haven't found a solution yet for outstanding issues (organisation, attendance...), but these are not showstoppers

*The Starterkit is a very successful project*

# An idea

Even if we've heard of some interest, we're not aware of any similar initiatives in other LHC experiments

It would be interesting to collaborate in doing something similar in other LHC experiments to try to grow the organisation in a transversal way

Collaboration between experiments would be beneficial

- Share some teaching/tutorial writing burdens (common software, such as git, bash, etc), widen topic range.
- Expand the professional network of the members of the team outside their collaboration

# An idea

Even if we've heard of some interest, we're not aware of any similar initiatives in other LHC experiments

It would be interesting to collaborate in doing something similar in our organisation

**Anybody interested?**

Collaboration between experiments would be beneficial

- Share some teaching/tutorial writing burdens (common software, such as git, bash, etc), widen topic range.
- Expand the professional network of the members of the team outside their collaboration

# Thank you

