

The WW Cross-Section Scan at e^+e^- Colliders

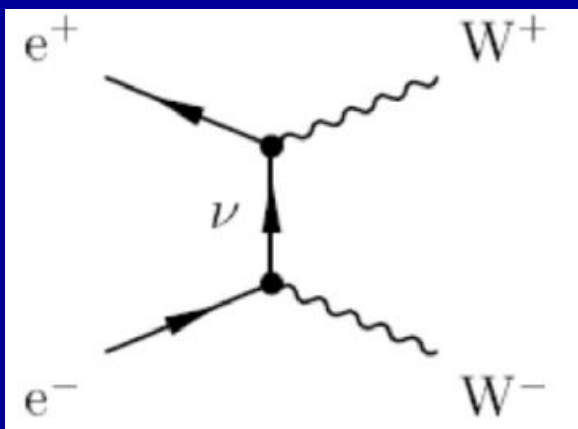


Graham W. Wilson, Univ. of Kansas, Feb. 3rd 2016

This talk

- Mostly a reprise and update of recent talk at LCWS2015 in Whistler updating prospects for measurement of m_W using a polarized threshold scan at ILC
 - Polarized beams (e^- and e^+)
 - Can measure background in situ
 - Beamstrahlung
 - NOT a big issue
- Further work on studying a threshold scan with no polarization
 - Background is a major issue
 - Relevant to FCC-ee
 - Also quantifies the utility of polarized beams for ILC
 - How feasible with no polarization or with only e^- polarization?
- First attempt at nominally apples-to-apples comparisons – polarized/unpolarized and beamstrahlung/no-beamstrahlung.

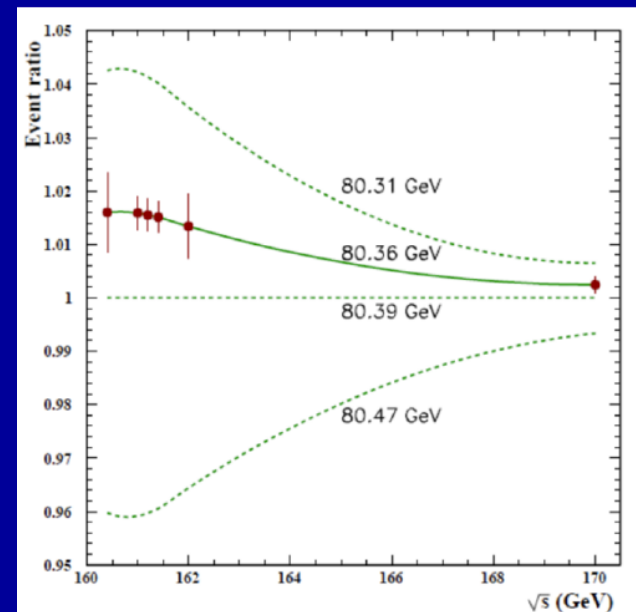
Updated m_W Measurement from Threshold Scan Using Polarized e^- and e^+ at ILC



LCWS2015 Meeting
Whistler, BC, Canada

Graham W. Wilson
University of Kansas

Nov 5th 2015

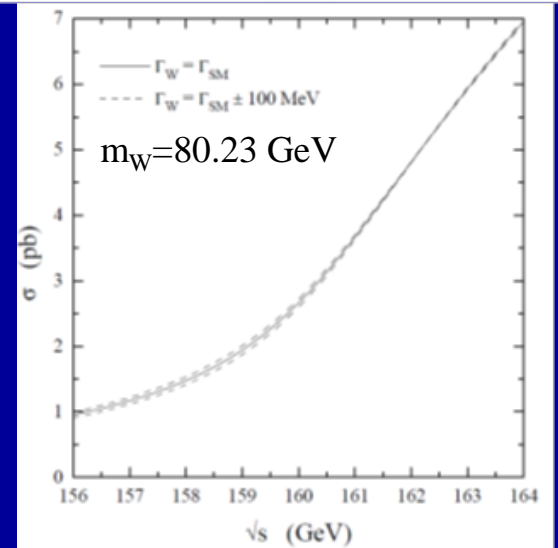
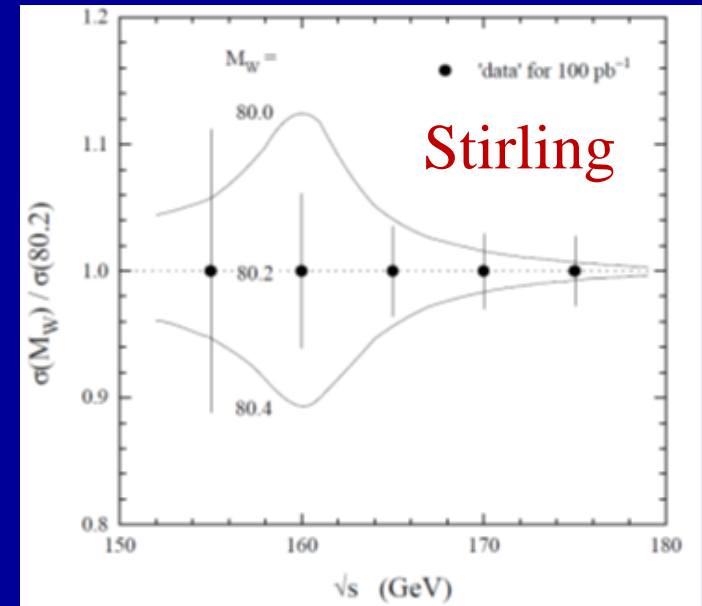
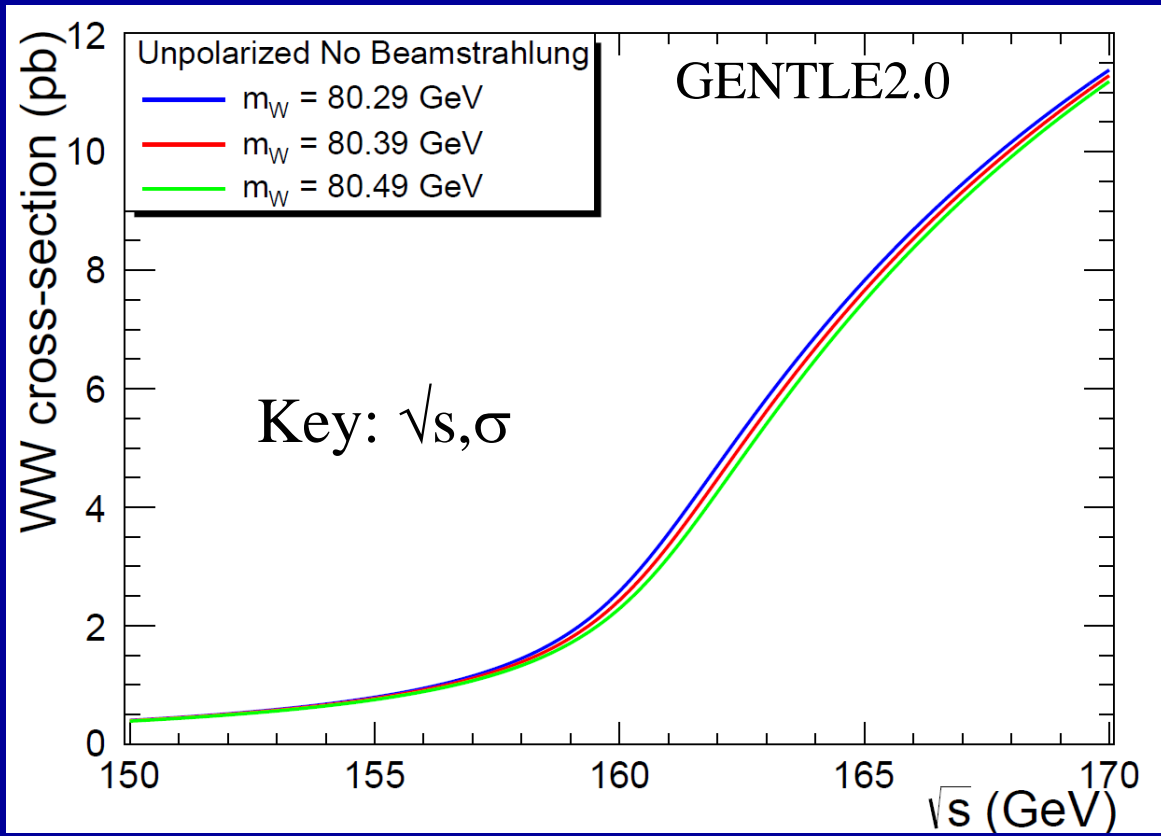


Old TESLA study re-
visited.
(LC-PHSM-2001-09)

Outline

- Give overview of methodology of polarized threshold scan including recent updates.
- Address some of the issues related to the machine.
- (I will focus the talk on the above – and not motivation, other m_W measurements, auxiliary measurements)
- See recent talks on \sqrt{s}_p method (Hamburg-2013), momentum-scale calibration (Fermilab-2014) for absolute \sqrt{s} determination, and m_W generalities at ALCW2015 and backup slides.

m_W from cross-section close to threshold

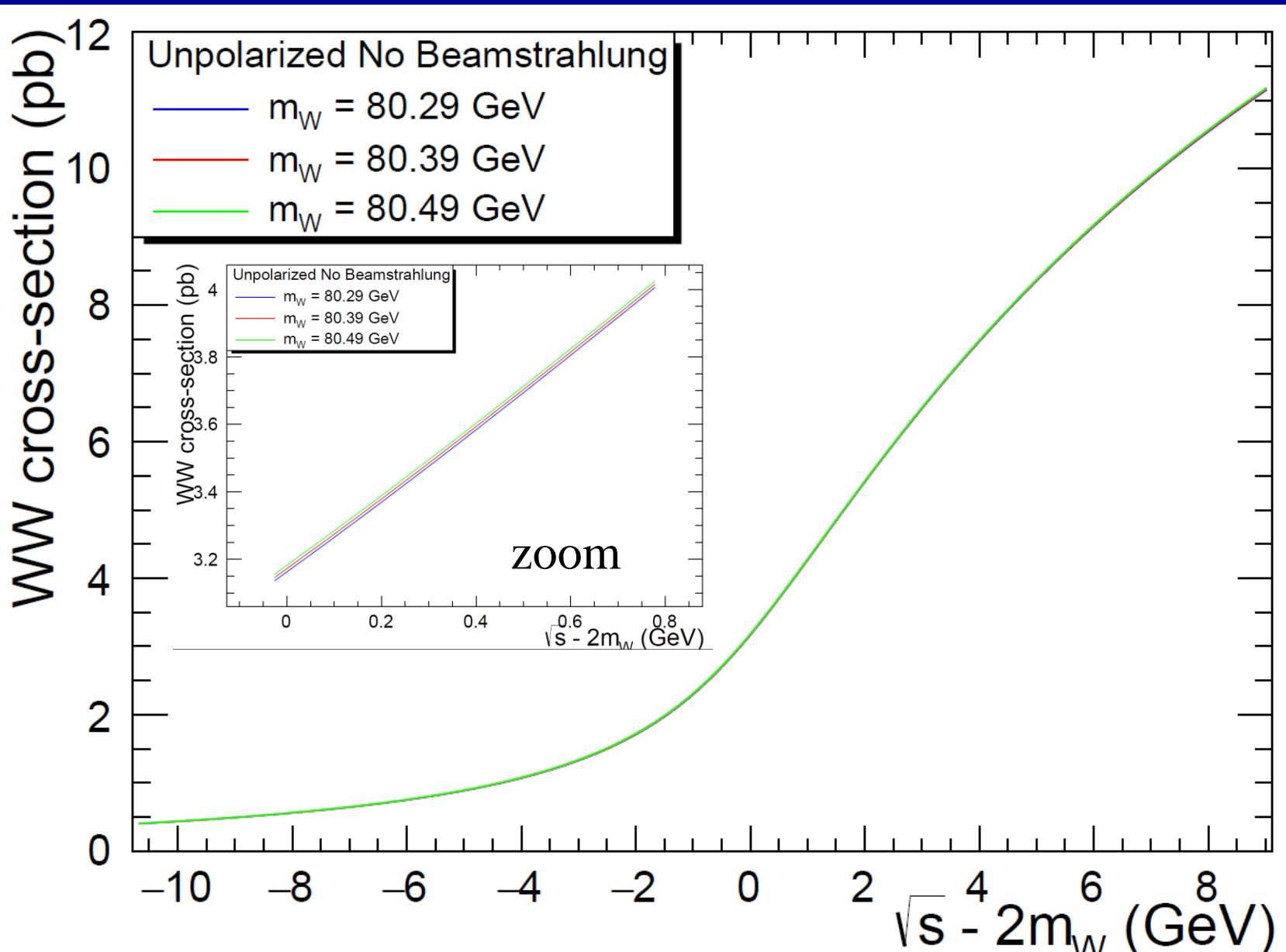


$\sigma_t \sim \beta$ $\sigma_s \sim \beta^3$

bkgd

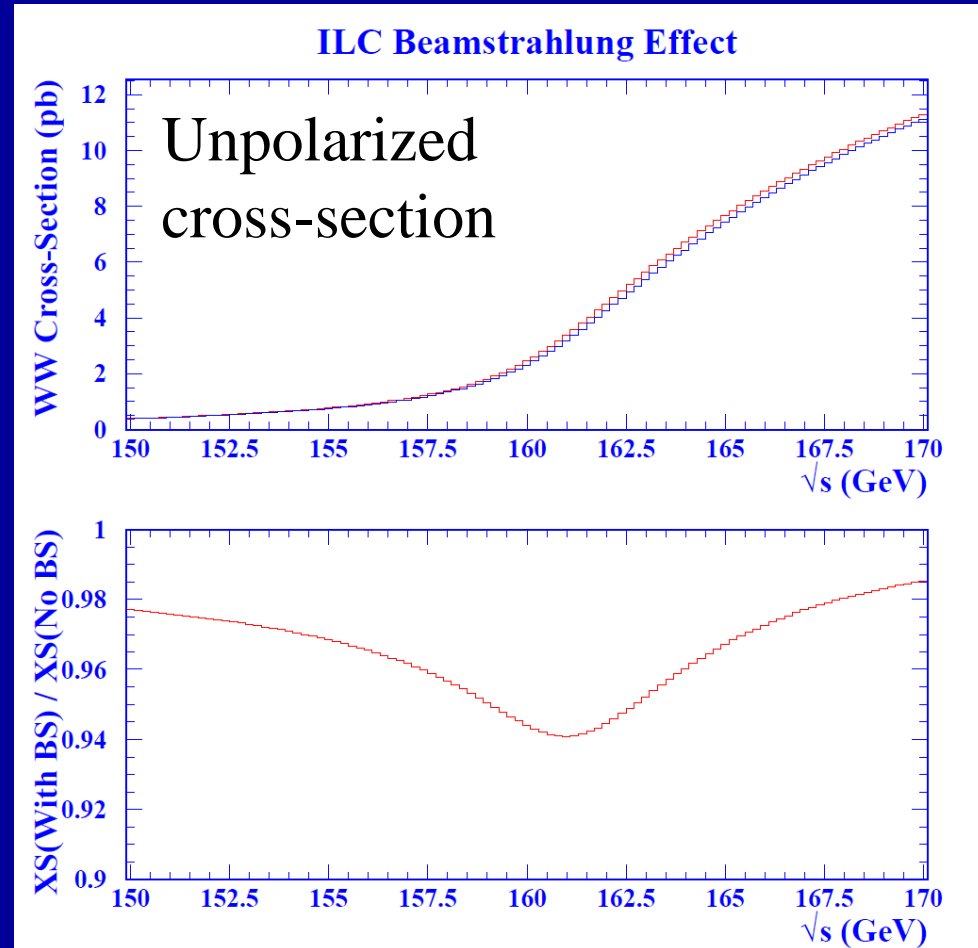
$$\Delta M_{sys} = 470 \text{ MeV} \left[\frac{\Delta \sigma}{1 \text{ pb}} \right]$$

m_W shifted curves – essentially identical



Beamstrahlung Effects

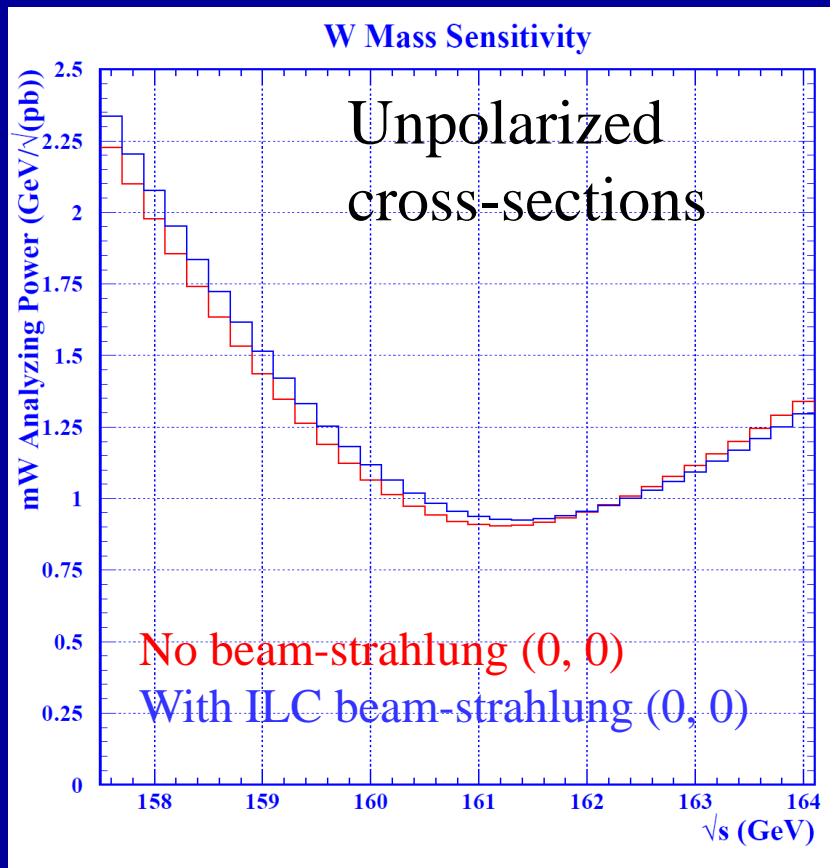
- Used Guinea-Pig to simulate beamstrahlung spectrum using scaled ILC TDR parameters.
- Energy-loss spectrum fitted with CIRCE1 parametrization.
 - details of GP+Circe in backup
- WW cross-sections from GENTLE2.0/4fan (Bardin, Leike, Riemann) convolved with beam-strahlung.
- Red (NoBS). Blue (With BS)



Modest change to threshold shape. Up to 6% reduction, $\pm 2\%$ in shape.

(Mea culpa: my original TESLA study erroneously used cross-section with no BS (bug))

Sensitivity to m_W

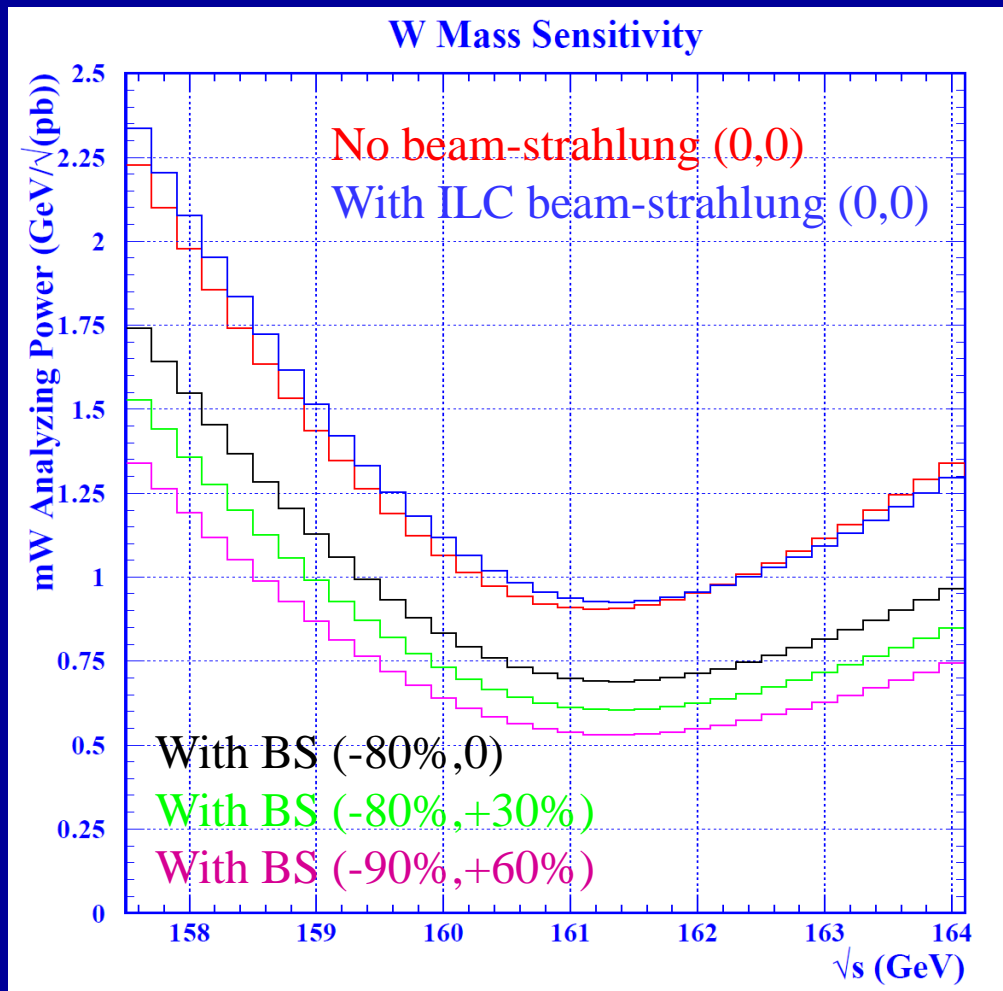


$$\Delta M = K [\int L]^{-1/2}$$

$$K = \sqrt{\sigma} |d\sigma/dM|^{-1}$$

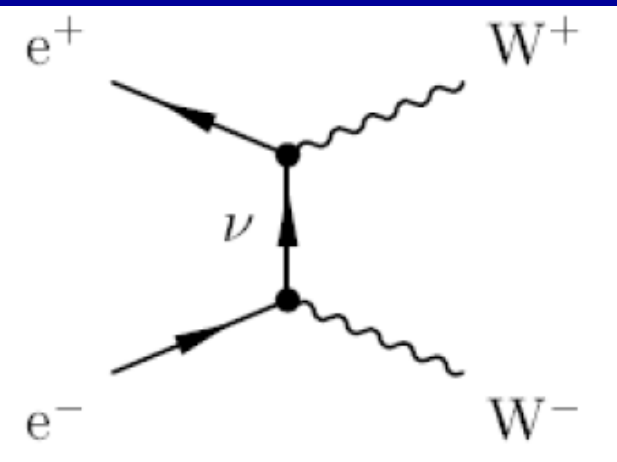
Fairly negligible effect of beam-strahlung on statistical sensitivity

Sensitivity to m_W



Polarization of electron and positron beams at ILC (necessarily with beamstrahlung) offers **MUCH** better sensitivity per unit of integrated luminosity than the LEP-like unpolarized case.

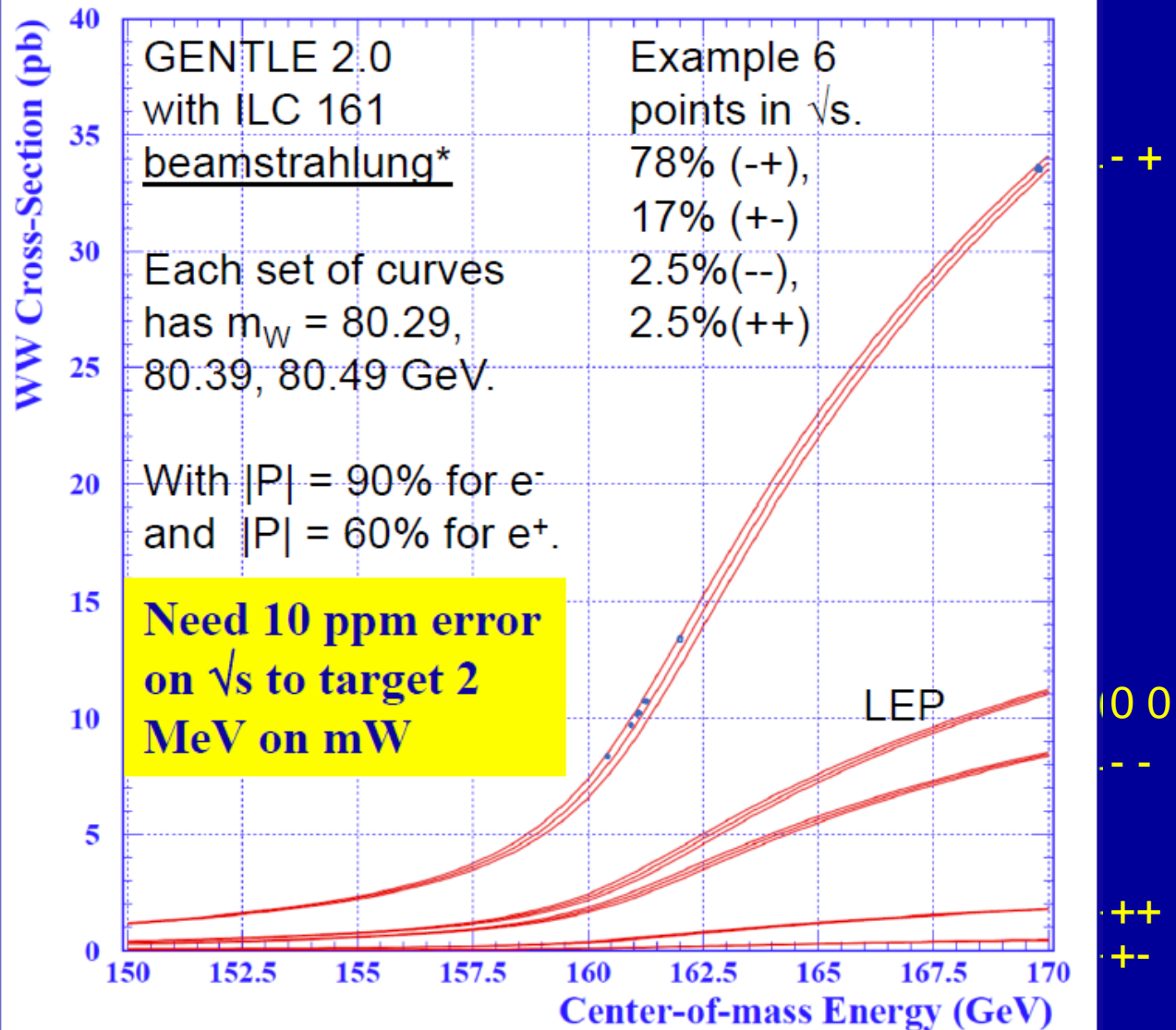
ILC Polarized Threshold Scan



Use (-+) helicity combination of e^- and e^+ to enhance WW.

Use (+-) helicity to suppress WW and measure background.

Use (--) and (++) to control polarization (also use 150 pb Z-like events)



Experimentally very robust. Measure pol., bkg. in situ

Fits – Scans - Machines

- ILC Polarized Scan
 - 15 parameter fit.
 - Wide energy range not strictly necessary as background is determined in situ
- Unpolarized Scan (New)
 - Need good background control – so need several scan points far from m_W stat. sensitivity optimum
 - Especially to constrain the background shape
 - No polarization => 11 parameter fit
- ILC Polarized Scan (New)
 - New 18 parameter fit including background shape
 - Lots of room for improvement

ILC Polarized Scan Counting Experiment

Example: 6 point scan (index i), (90% e^- , 60% e^+ polarization) with $-+$, $+-$, $++$ and $--$ helicity combinations (index k)

Count events in 3 WW candidate categories (1vlv, qq1v, qqqq – index j) with expectation μ_{ijk} and one Z-like category (radiative return and $f\bar{f}$) with expectation ν_{ik} .

96 event
counts

Data could also be taken with other helicity combinations (00, -0,+0,0-,0+) if warranted. (eg. further checks of polarization model)

\sqrt{s} (GeV)	L (fb^{-1})	f	$\lambda_{e^-}\lambda_{e^+}$	N_{ll}	N_{lh}	N_{hh}	N_{RR}
160.6	4.348	0.7789	$-+$	2752	11279	12321	926968
		0.1704	$+-$	20	67	158	139932
		0.0254	$++$	2	19	27	6661
		0.0254	$--$	21	100	102	8455
161.2	21.739	0.7789	$-+$	16096	67610	73538	4635245
		0.1704	$+-$	98	354	820	697141
		0.0254	$++$	37	134	130	33202
		0.0254	$--$	145	574	622	42832
161.4	21.739	0.7789	$-+$	17334	72012	77991	4639495
		0.1704	$+-$	100	376	770	697459
		0.0254	$++$	28	104	133	33556
		0.0254	$--$	135	553	661	42979
161.6	21.739	0.7789	$-+$	18364	76393	82169	4636591
		0.1704	$+-$	81	369	803	697851
		0.0254	$++$	43	135	174	33271
		0.0254	$--$	146	618	681	42689
162.2	4.348	0.7789	$-+$	4159	17814	19145	927793
		0.1704	$+-$	16	62	173	138837
		0.0254	$++$	10	28	43	6633
		0.0254	$--$	46	135	141	8463
170.0	26.087	0.7789	$-+$	63621	264869	270577	5560286
		0.1704	$+-$	244	957	1447	838233
		0.0254	$++$	106	451	466	40196
		0.0254	$--$	508	2215	2282	50979

Table 7: Illustrative example of the numbers of events in each channel for the standard 100 fb^{-1} 6-point ILC scan with 4 helicity combinations.

Fit the Event Counts to Model Expectations

$$x \equiv |P(e^-)|, \quad y \equiv |P(e^+)|$$

Event count expectations:

$$\mu_{ijk} = \left(f_S^k(x, y, A_{LR}^{WW}) \sigma_i(m_W, \alpha_S) \varepsilon_j B_j + g_B^k(x, y, A_{LR}^B) \sigma_B^j \right) f_l L_{ik}$$

$$\nu_{ik} = g_Z^k(x, y, A_{LR}^Z) \sigma_Z^i f_l L_{ik}$$

Signal, background, and Z-control sample spin factors:

$$f_S^{-+}(x, y, A) = 1 + xy + A(x + y)$$

$$f_S^{+-}(x, y, A) = 1 + xy - A(x + y)$$

$$f_S^{++}(x, y, A) = 1 - xy - A(x - y)$$

$$f_S^{--}(x, y, A) = 1 - xy + A(x - y)$$

$$g_{B,Z}^{-+}(x, y, A) = 1 + xy + A(x + y)$$

$$g_{B,Z}^{+-}(x, y, A) = 1 + xy - A(x + y)$$

$$g_{B,Z}^{++}(x, y, A) = 1 - xy - A(x - y)$$

$$g_{B,Z}^{--}(x, y, A) = 1 - xy + A(x - y)$$

Set $A=0.99$ for WW (estimate of 0.992 (Wopper), 0.988 (Racoon))

Polarized 15-parameter Fit

No.	Fit Parameter	Comment
1	m_W	
2	α_S	Fixed currently to 0.12
3	σ_B (lvlv)	Background cross-section
4	σ_B (qqlv)	
5	σ_B (qqqq)	
6	f_l	0.1% constrained
7	ε (lvlv)	Signal efficiency (constrained)
8	ε (qqlv)	
9	ε (qqqq)	
10	A_{LR}^B (lvlv)	Background asymmetry (constrained)
11	A_{LR}^B (qqlv)	
12	A_{LR}^B (qqqq)	
13	$ P(e^-) $	Assume same for each helicity
14	$ P(e^+) $	Assume same for each helicity
15	σ_Z	Z-like 2-fermion ($f\bar{f}(\gamma)$)
16	A_{LR}^Z	

NEW

(previously assumed known perfectly)

Table 10: Fit parameters for 4 helicity combination scans ($-+$, $+-$, $++$, $--$)

$$\Gamma_W \sim m_W^3 \left(1 + \frac{2\alpha_S(m_W^2)}{3\pi} \right)$$

(Note: within the SM current uncertainty on α_S translates to 0.06 MeV on Γ_W)

Fit Details and Experimental Assumptions

- Use Poisson likelihood (also χ^2 as cross-check)
- Include χ^2 penalty terms to constrain the systematic effects associated with integrated luminosity, signal efficiencies and background polarization asymmetries.
- MEASURE background cross-sections

Channel	Efficiency (%)	σ_{bkgd}^U (fb)	A_{LR}^B	Eff. syst. (%)	Bkgd syst.	A_{LR}^B syst.
ll	87.5	10	0.15	0.1	free	0.025
lh	87.5	40	0.30	0.1	free	0.012
hh	83.5	200	0.48	0.1	free	0.005

Table 4: Experimental assumptions for the WW event selection near threshold using a polarized scan

- NB. Assumed inefficiency and background is halved with respect to TESLA study – based on ILC style detector

4 eqns, 4 unknowns

- Using the large statistics of Z-like events (150 pb).
- Can use the 4 measured Z-like event counts to determine the 4 related parameters (σ , x , y , A).
 - Precise determination of the polarization values, x and y , is key to the m_W measurement

$$g_{B,Z}^{-+}(x, y, A) = 1 + xy + A(x + y)$$

$$g_{B,Z}^{+-}(x, y, A) = 1 + xy - A(x + y)$$

$$g_{B,Z}^{++}(x, y, A) = 1 - xy - A(x - y)$$

$$g_{B,Z}^{--}(x, y, A) = 1 - xy + A(x - y)$$

- Suitable event selection for $qq+\mu\mu+\tau\tau$ should be straightforward
 - Include inclusively full energy events and radiative return
- Can also use data with one or both beams depolarized to check further/constrain beam polarization model.

Systematic on A_{LR}^B

- For current studies, I have assumed that this can be controlled to 2.5% (lvlv), 1.2% (qqlv) and 0.5% (qqqq).
 - Previously this systematic was neglected.
- Numbers are based on the expected statistical uncertainty on A_{LR}^B for a background side-band with the same statistics of background events as expected for 100 fb^{-1} .
- This needs more study to establish that these errors can be achieved. At this point, I am hesitant to assume that these errors will improve with more integrated luminosity.
- It is also not at all obvious that the background will only couple to LR and RL chiralities (contributions from two-photon, single-W ...)

Example Fit

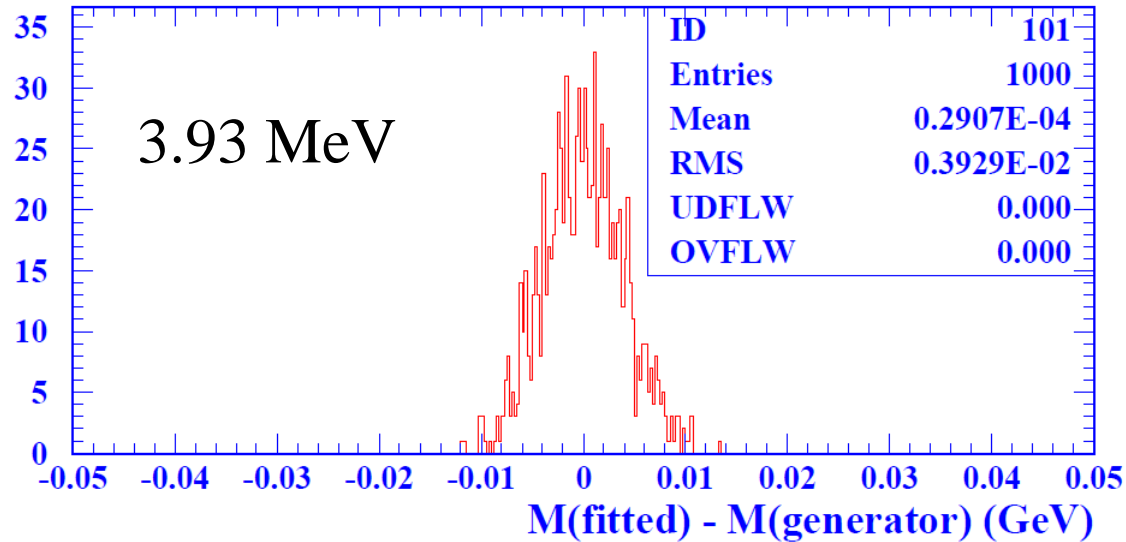
MINUIT TASK: FIT W MASS TO NUMBER OF EVENTS in EACH CHANNEL

FCN= 380.8176 FROM MINOS STATUS=SUCCESSFUL 2234 CALLS 2917 TOTAL
 EDM= 0.44E-07 STRATEGY= 1 ERROR MATRIX ACCURATE

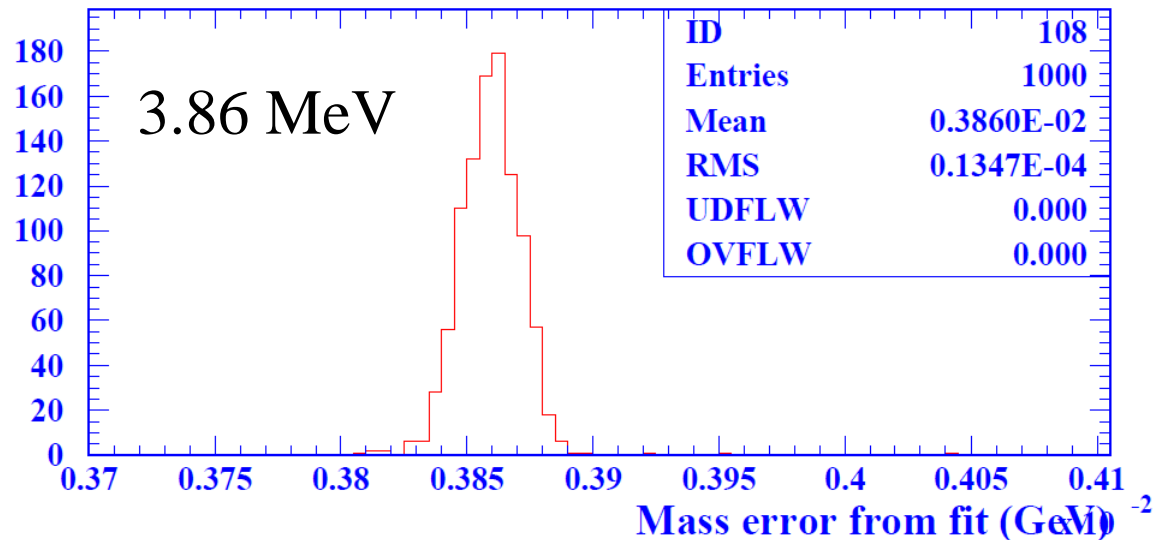
EXT PARAMETER			PARABOLIC	MINOS ERRORS	
NO.	NAME	VALUE	ERROR	NEGATIVE	POSITIVE
1	WMASS	80.388	0.37711E-02	-0.37702E-02	0.37767E-02
2	BKGLL	0.10275E-01	0.91639E-03	-0.90194E-03	0.93157E-03
3	BKGLQ	0.40483E-01	0.22579E-02	-0.22403E-02	0.22807E-02
4	BKGQQ	0.19637	0.36138E-02	-0.36053E-02	0.36266E-02
5	FLUMI	1.0002	0.92454E-03	-0.92450E-03	0.92460E-03
6	REFFLL	1.0004	0.96920E-03	-0.96922E-03	0.96917E-03
7	REFFLQ	0.99980	0.92946E-03	-0.92942E-03	0.92949E-03
8	REFFQQ	1.0000	0.94232E-03	-0.94230E-03	0.94235E-03
9	ALPHAS	0.12000	constant		
10	ALRLL	0.15637	0.24715E-01	-0.24733E-01	0.24697E-01
11	ALRLQ	0.29841	0.11868E-01	-0.11871E-01	0.11864E-01
12	ALRQQ	0.48012	0.47202E-02	-0.47227E-02	0.47177E-02
13	ALRMZ	0.19062	0.28885E-03	-0.28920E-03	0.28924E-03
14	PELL	0.89925	0.12702E-02	-0.12845E-02	0.12824E-02
15	PELR	0.90000	constant		
16	PELZ	0.0000	constant		
17	PPOSL	0.60077	0.94144E-03	-0.94833E-03	0.95086E-03
18	PPOSR	0.60000	constant		
19	PPOSZ	0.0000	constant		
20	XSRR	149.93	0.51934E-01	-0.51984E-01	0.52011E-01

Ensemble Tests

WW Threshold Scan



1000
experiments



Use average
error from fit
in following

Results

6-point scan, (90%, 60%)

Fit type	Uncertainty source	ΔM_W [MeV]	ΔM_W (syst.) [MeV]
fixbkg	Background	3.20	2.30
fixpol	Polarization	3.73	1.27
fixeff	Efficiency	3.86	1.18
fixlum	Luminosity	3.76	0.78
fixALRB	A_{LR}^B	3.86	0.80
fixall	Statistical	2.43	3.10
	Systematic		
standard	Total Error	3.94	

Table 6: Mass errors for various fits for example 100 fb^{-1} scan.

Other systematics	ΔM_W [MeV]
\sqrt{s}	0.8
BS shape	small ?
Theory	1 ?

Independent of m_Z

Updated ILC Results

- Use re-optimized 2-point “scan”. Working on optimizing this analytically. This is likely more model dependent than I would advocate.

\sqrt{s} (GeV)	L (fb ⁻¹)	f	$\lambda_{e^-} \lambda_{e^+}$	N_{ll}	N_{lh}	N_{hh}	N_{RR}
161.4	86.957	0.7111	--+	63443	262469	283058	16927120
161.4	86.957	0.2000	+--	463	1736	3740	3270457
161.4	86.957	0.0444	+++	219	922	1023	233371
161.4	86.957	0.0444	---	997	4043	4463	299399
170.0	13.043	0.7111	--+	29299	121140	123460	2542743
170.0	13.043	0.2000	+--	126	567	900	490497
170.0	13.043	0.0444	+++	92	454	404	35300
170.0	13.043	0.0444	---	445	1905	1927	44740

Table 8: Illustrative example of the numbers of events in each channel for a re-optimized 100 fb⁻¹ 2-point ILC scan with 4 helicity combinations.

$ P(e^-) $ (%)	$ P(e^+) $ (%)	100 fb ⁻¹	500 fb ⁻¹
80	30	6.02	2.88
90	30	5.24	2.60
80	60	4.05	2.21
90	60	3.77	2.12

Errors on m_W (MeV)

11 and 18 parameter fits

Background

$$\sigma(\sqrt{s}) = \sigma_B \left(\frac{161}{\sqrt{s}} \right)^\beta$$

As we have seen the extraction of m_W from a threshold cross-section is sensitive to the understanding of the background. It is expected that it needs to be determined from data in a robust way. This is especially worrisome for data with no beam polarization. In order to start addressing this issue, the fits have been extended to include a 2-parameter background term as follows for each decay channel:

$$\sigma(\sqrt{s}) = \sigma_B \left(\frac{161}{\sqrt{s}} \right)^\beta$$

Reasonable guesses for the shape parameter β are in the range $[-2, 2]$. This is expected to be a reasonable model for the $qqqq$ channel where background issues are a major concern. It is unlikely to be most appropriate for the other channels. Input data-sets use $\beta = 0$.

No.	Fit Parameter	Comment
1	m_W	Fixed currently to 0.12
2	α_S	
3	σ_B (lvlv)	Background cross-section
4	σ_B (qqlv)	
5	σ_B (qqqq)	
6	f_l	0.1% constrained
7	ε (lvlv)	Signal efficiency (constrained)
8	ε (qqlv)	
9	ε (qqqq)	
10	β_B (lvlv)	Background shape
11	β_B (qqlv)	
12	β_B (qqqq)	

Table 15: 11-parameter fit for unpolarized scans

No.	Fit Parameter	Comment
1	m_W	Fixed currently to 0.12
2	α_S	
3	σ_B (lvlv)	Background cross-section
4	σ_B (qqlv)	
5	σ_B (qqqq)	
6	f_l	0.1% constrained
7	ε (lvlv)	Signal efficiency (constrained)
8	ε (qqlv)	
9	ε (qqqq)	
10	β_B (lvlv)	Background shape
11	β_B (qqlv)	
12	β_B (qqqq)	
13	A_{LR}^B (lvlv)	Background asymmetry (constrained)
14	A_{LR}^B (qqlv)	
15	A_{LR}^B (qqqq)	
16	$ P(e^-) $	Assume same for each helicity
17	$ P(e^+) $	Assume same for each helicity
18	σ_Z	Z-like 2-fermion ($f\bar{f}(\gamma)$)
19	A_{LR}^Z	

Table 16: 18-parameter fit for ≥ 4 helicity combination scans ($-+$, $+-$, $++$, $--$)

Unpolarized

Polarized

Unpolarized Counting Experiment

No beamstrahlung

\sqrt{s} (GeV)	L (fb ⁻¹)	f	$\lambda_{e^-} \lambda_{e^+}$	N_{ll}	N_{lh}	N_{hh}	N_{RR}
150.2	654.545	1.0000	00	30848	126804	232113	98196024
155.6	327.273	1.0000	00	28907	119454	172160	49099352
158.2	327.273	1.0000	00	47171	195976	246134	49082272
160.8	654.545	1.0000	00	196500	815848	916141	98187240
161.8	654.545	1.0000	00	263341	1094355	1189408	98182592
163.4	327.273	1.0000	00	187521	774331	821402	49079420
165.2	327.273	1.0000	00	240959	995681	1040881	49081816
169.6	327.273	1.0000	00	336161	1399148	1441745	49093884

Table 10: Illustrative example of the numbers of events in each channel for a 3.6 ab⁻¹ 8-point scan with unpolarized beams with \sqrt{s} values suggested by RDP

Use wide \sqrt{s} range to help measure the background level and shape

Not optimized – but hopefully illustrative. Likely need more scan points.

Unpolarized Counting Experiment Typical Fit

3.6 ab⁻¹

MINUIT TASK: FIT W MASS TO NUMBER OF EVENTS in EACH CHANNEL

FCN= 369.5517 FROM MINOS STATUS=SUCCESSFUL 9730 CALLS 11319 TOTAL
EDM= 0.85E-08 STRATEGY= 1 ERROR MATRIX ACCURATE

EXT PARAMETER		PARABOLIC		MINOS ERRORS	
NO.	NAME	VALUE	ERROR	NEGATIVE	POSITIVE
1	WMASS	80.387	0.19726E-02	-0.19719E-02	0.19724E-02
2	BKGLL	0.15109E-01	0.79714E-02	-0.64692E-02	0.11860E-01
3	BKGLQ	0.18199E-01	0.66465E-02	-0.57129E-02	0.85797E-02
4	BKGQQ	0.18929	0.18364E-01	-0.16198E-01	0.17804E-01
5	FLUMI	0.99914	0.71053E-03	-0.71322E-03	0.71167E-03
6	REFFLL	0.99941	0.90445E-03	-0.91897E-03	0.91655E-03
7	REFFLQ	1.0002	0.81762E-03	-0.82367E-03	0.82126E-03
8	REFFQQ	0.99953	0.84398E-03	-0.82925E-03	0.82876E-03
21	BLL	0.62812	0.83051	-0.87867	0.91299
22	BLQ	-1.2567	0.58027	-0.59828	0.61375
23	BQQ	-0.89445E-01	0.15347	-0.14161	0.14231

Note: background parameters highly correlated

Comparable Counting Experiment for ILC

\sqrt{s} (GeV)	L (fb ⁻¹)	f	$\lambda_{e^-e^+}$	N_{ll}	N_{lh}	N_{hh}	N_{RR}
150.2	90.909	0.7111	-+	8238	34962	58836	17703000
150.2	90.909	0.2000	+−	241	924	3163	3425930
150.2	90.909	0.0444	++	33	191	385	244330
150.2	90.909	0.0444	--	129	513	908	313377
155.6	45.455	0.7111	-+	7945	33433	45668	8846172
155.6	45.455	0.2000	+−	135	553	1504	1711920
155.6	45.455	0.0444	++	44	147	236	122233
155.6	45.455	0.0444	--	107	538	684	156702
158.2	45.455	0.7111	-+	12967	54789	66442	8848162
158.2	45.455	0.2000	+−	188	646	1790	1712302
158.2	45.455	0.0444	++	52	202	274	121592
158.2	45.455	0.0444	--	213	829	1019	156551
160.8	90.909	0.7111	-+	54206	226981	250484	17693602
160.8	90.909	0.2000	+−	504	1970	4127	3420682
160.8	90.909	0.0444	++	196	822	976	243780
160.8	90.909	0.0444	--	815	3617	3878	313929
161.8	90.909	0.7111	-+	73521	305431	327784	17694666
161.8	90.909	0.2000	+−	602	2371	4475	3423769
161.8	90.909	0.0444	++	254	1036	1244	244463
161.8	90.909	0.0444	--	1112	4855	5066	314153
163.4	45.455	0.7111	-+	53140	219938	229903	8847624
163.4	45.455	0.2000	+−	373	1493	2506	1710403
163.4	45.455	0.0444	++	208	736	902	122026
163.4	45.455	0.0444	--	796	3421	3657	156187
165.2	45.455	0.7111	-+	69586	286890	296448	8850602
165.2	45.455	0.2000	+−	477	1757	2970	1711235
165.2	45.455	0.0444	++	223	1015	1109	121801
165.2	45.455	0.0444	--	1046	4435	4564	156754
169.6	45.455	0.7111	-+	98099	409434	419308	8851706
169.6	45.455	0.2000	+−	622	2477	3506	1712921
169.6	45.455	0.0444	++	342	1381	1415	122670
169.6	45.455	0.0444	--	1517	6444	6539	156073

Use extensive scan and polarization to determine background and background shape.

Use same L sharing and same scan points.

500 fb⁻¹ with beamstrahlung

Not yet optimized.

Table 9: Illustrative example of the numbers of events in each channel for a 500 fb⁻¹ 8-point ILC scan with 4 helicity combinations with \sqrt{s} values suggested by RDP

Typical Fit for ILC extensive scan

500 fb⁻¹

```

MINUIT TASK: FIT W MASS TO NUMBER OF EVENTS in EACH CHANNEL

FCN=   1570.697      FROM MINOS      STATUS=SUCCESSFUL 10615 CALLS      12445 TOTAL
                        EDM=  0.12E-06      STRATEGY= 1          ERROR MATRIX ACCURATE

EXT PARAMETER
NO.  NAME      VALUE      PARABOLIC      MINOS ERRORS
      NAME      VALUE      ERROR          NEGATIVE      POSITIVE
  1  WMASS      80.387      0.25548E-02   -0.25692E-02  0.25706E-02
  2  BKGLL      0.53417E-02 0.31320E-02   -0.25603E-02  0.49757E-02
  3  BKGLQ      0.55577E-01 0.18229E-01   -0.16406E-01  0.23560E-01
  4  BKGQQ      0.21382      0.22837E-01  -0.22198E-01  0.24869E-01
  5  FLUMI      0.99896      0.79291E-03  -0.79345E-03  0.79370E-03
  6  REFFLL     0.99968      0.90296E-03  -0.90458E-03  0.90434E-03
  7  REFFLQ     0.99916      0.81325E-03  -0.81529E-03  0.81536E-03
  8  REFFQQ     1.0001       0.85128E-03  -0.85392E-03  0.85365E-03
  9  ALPHAS     0.12000      constant
 10  ALRLL      0.15214      0.21512E-01  -0.21636E-01  0.21496E-01
 11  ALRLQ      0.30295      0.10248E-01  -0.10306E-01  0.10273E-01
 12  ALRQQ      0.48485      0.36122E-02  -0.36287E-02  0.36210E-02
 13  ALRMZ      0.18991      0.12963E-03  -0.12996E-03  0.12997E-03
 14  PELL       0.90001      0.60184E-03  -0.61221E-03  0.61196E-03
 15  PELR       0.90000      constant
 16  PELZ       0.0000       constant
 17  PPOSL      0.60008      0.44049E-03  -0.44643E-03  0.44692E-03
 18  PPOSR      0.60000      constant
 19  PPOSZ      0.0000       constant
 20  XSRR       150.01       0.23282E-01  -0.23330E-01  0.23335E-01
 21  BLL        -0.82228     0.88556      -0.98375      0.99654
 22  BLQ        0.48684      0.50368      -0.53677      0.54332
 23  BQQ        0.90677E-01 0.16456      -0.16887      0.16956

```

Background shape determined with similar precision to 3.6 ab⁻¹ unpolarized scan

Synthesis

BS	Npoints	NHC	Npar	$ P(e^-) $ (%)	$ P(e^+) $ (%)	100 fb ⁻¹	500 fb ⁻¹
ILC	2	4	15	80	30	6.02	2.88
ILC	2	4	15	90	30	5.24	2.60
ILC	2	4	15	80	60	4.05	2.21
ILC	2	4	15	90	60	3.77	2.12

Table 12: Total W mass uncertainty in MeV from polarized scan near threshold

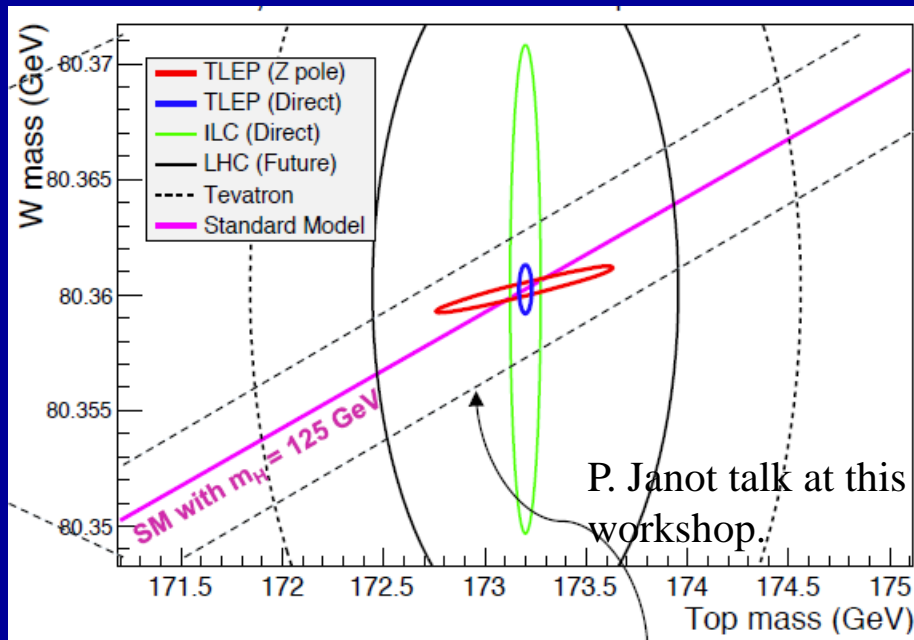
BS	Npoints	NHC	Npar	$ P(e^-) $ (%)	$ P(e^+) $ (%)	3.6 ab ⁻¹	500 fb ⁻¹
ILC	8	4	18	90	60	1.09	2.55
None	8	1	11	-	-	1.88	*

Table 13: Total W mass uncertainty in MeV from multi-point scans near threshold including background shape treatment

Summary

- Threshold scan can yield a precision measurement of m_W at a linear collider like ILC with polarized e^- AND e^+ beams
 - Errors at the few MeV level can be envisaged.
 - With 100fb^{-1} , estimate 2.4 (stat.) \oplus 3.1 (syst.) \oplus 0.8 (\sqrt{s}) \oplus theory (MeV)
 - With 500fb^{-1} , estimate 1.1 (stat.) \oplus 1.8 (syst.) \oplus 0.8 (\sqrt{s}) \oplus theory (MeV)
- ILC design can and should evolve to make this feasible (proof of concept is in the TESLA TDR)
 - High electron and positron polarization very helpful
 - Best estimate: 2.1 MeV (stat+syst) uncertainty for 500fb^{-1}
- First look at unpolarized scans – background uncertainties critical
 - Estimate of 1.9 MeV error with 3.6ab^{-1} – not yet optimized
 - Even with 3.6ab^{-1} looks hard for FCC-ee to do much better on m_W than ILC
 - An error of 0.3 MeV may be a target – but it also does not look like an achievable target !

Never knowingly undersold



This plot is unrepresentative of the situation. It not only oversells the likely precision of FCC-ee. It also misrepresents the potential at ILC by a factor of 5.

Take-Home Messages

- ILC has very good prospects for measuring m_W with very high precision
 - Can be done at standard ILC \sqrt{s} values ($\sqrt{s} \geq 250$ GeV).
 - Measurement at threshold expected to be very robust with polarized electrons and polarized positrons (experimentally and theoretically).
- Precision m_W needs precision \sqrt{s}
 - For ILC, \sqrt{s}_p method very promising (RDP not possible)
 - Need precise muon momentum scale.
 - J/ψ method using Z 's needs 40M Z 's.....
 - Error on m_W from \sqrt{s} knowledge of 0.8 MeV can be targeted (10 ppm).
- ILC accelerator
 - Need to preserve the option to run with high L and highly polarized electrons **AND POSITRONS** at WW threshold. No experimental show-stoppers.
 - This is a great advantage of ILC over other accelerator concepts.
- FCC-ee
 - Higher luminosities and precision beam energy calibration (beam spread ...)
 - Unclear if the background can be controlled well enough to measure m_W significantly better than ILC.

Advert

- The next European Linear Collider workshop is in Santander, Spain May 30th – June 5th, 2016

Backup Slides

Details on Guinea-Pig + Circe Settings

See backup slides 25&26 for more details

```
$ACCELERATOR:: TDR_Apr2013_161GeV
{trav_focus=0;espread.1=0.00206;espread.2=0.00190;
energy=80.5;particles=2;beta_x=16;beta_y=0.34;

emitt_x=10.0;emitt_y=0.035;
sigma_z=300;
offset_y=0.0;offset_x=00.0;waist_x=0000;waist_y=250;f_rep=1.0;n_b=1;
which_espread=3;
charge_sign=-1;scale_step=1.0;angle_y=0.0000;angle_phi=-00.00000;}
```

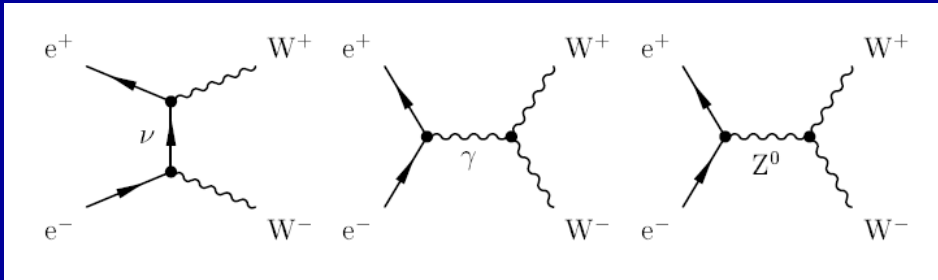
Leading to Circe1 parameters of

0.70648, 0.25305, 50.507 and -0.7305

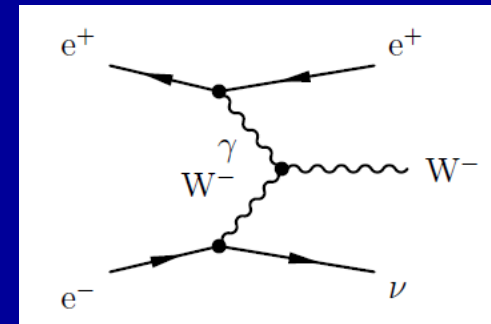
Guinea-Pig (D. Schulte)
Circe (T. Ohl)

Note: A machine design with higher luminosity and worse beamstrahlung is likely to be preferred for this physics measurement

W Production in e^+e^-

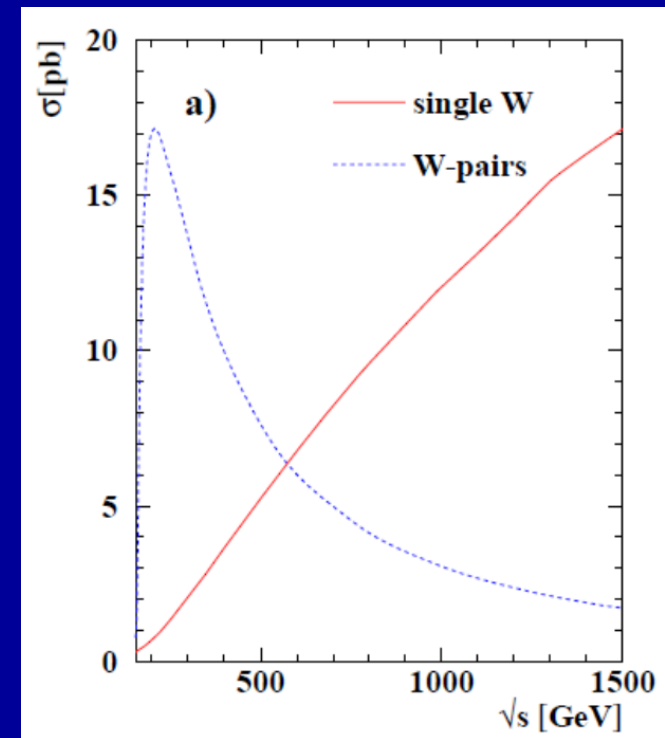
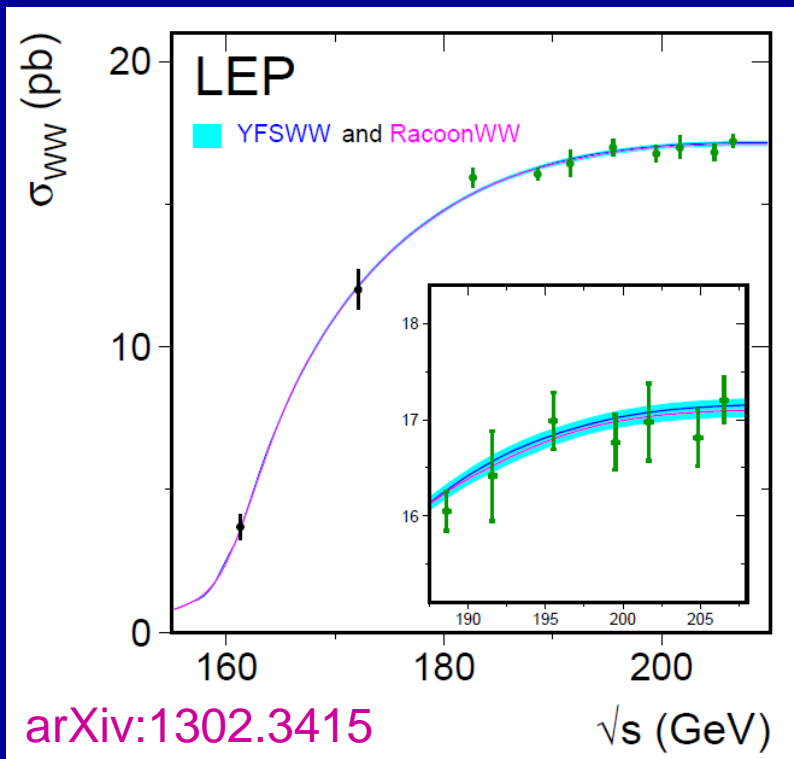


$e^+e^- \rightarrow W^+W^-$



etc ..

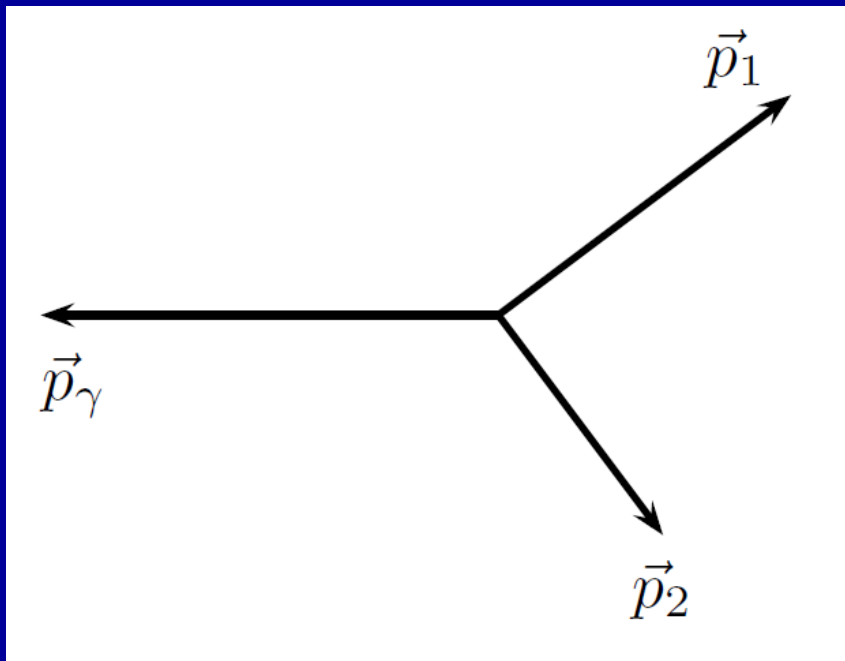
$e^+e^- \rightarrow W e \nu$



unpolarized cross-sections

“New” $\sqrt{s_p}$ In-Situ Beam Energy Method

$$e^+ e^- \rightarrow \mu^+ \mu^- (\gamma)$$



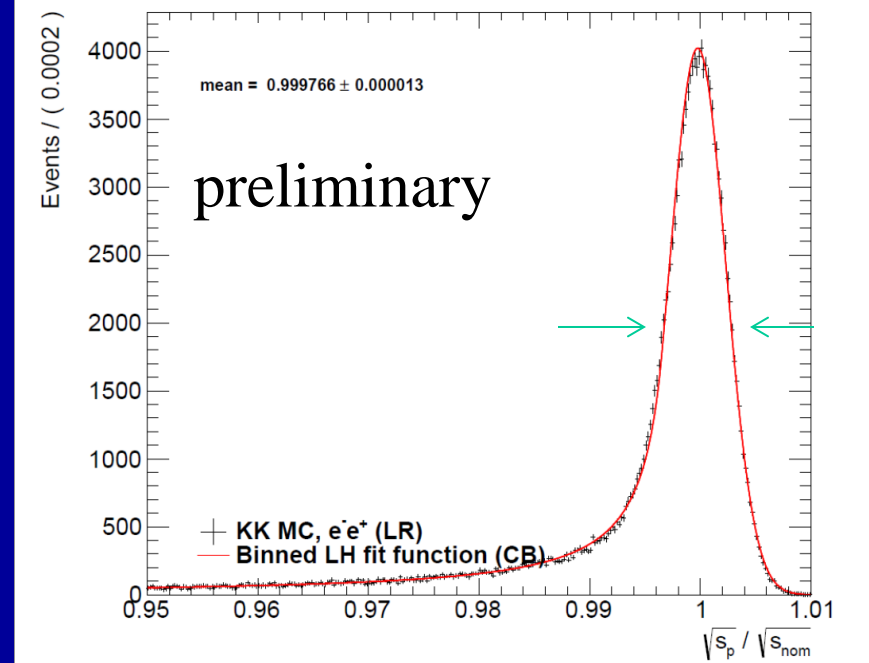
Use muon momenta.
 Measure $E_1 + E_2 + |\mathbf{p}_{12}|$ as an estimator of \sqrt{s}
 (no assumption that $m_{12} \approx m_Z$)

Beam Energy Uncertainty should be controlled for $\sqrt{s} \leq 500$ GeV

GWW

$\sqrt{s} = 161$ GeV, Luminosity = 8.2 fb^{-1}

with J. Sekaric



ILC detector momentum resolution (0.15%),
 gives beam energy to better than 5 ppm
 statistical for nominal luminosity.
 Momentum scale to 10 ppm \Rightarrow 0.8 MeV
 beam energy error projected on m_W (J/psi)

m_W Prospects

1. Polarized Threshold Scan (GWW)
2. Kinematic Reconstruction
3. Hadronic Mass (GWW, BvD, KT)

Method 1: Statistics limited.

Method 2: With up to 1000 the LEP statistics and much better detectors. Can target factor of 10 reduction in systematics.

Method 3: Depends on di-jet mass scale. Plenty Z's for 3 MeV.

ΔM_W [MeV]	LEP2	ILC	ILC	ILC
\sqrt{s} [GeV]	172-209	250	350	500
\mathcal{L} [fb^{-1}]	3.0	500	350	1000
$P(e^-)$ [%]	0	80	80	80
$P(e^+)$ [%]	0	30	30	30
beam energy	9	0.8	1.1	1.6
luminosity spectrum	N/A	1.0	1.4	2.0
hadronization	13	1.3	1.3	1.3
radiative corrections	8	1.2	1.5	1.8
detector effects	10	1.0	1.0	1.0
other systematics	3	0.3	0.3	0.3
total systematics	21	2.4	2.9	3.5
statistical	30	1.5	2.1	1.8
total	36	2.8	3.6	3.9

1

ΔM_W [MeV]	LEP2	ILC	ILC
\sqrt{s} [GeV]	161	161	161
\mathcal{L} [fb^{-1}]	0.040	100	480
$P(e^-)$ [%]	0	90	90
$P(e^+)$ [%]	0	60	60
statistics	200	2.4	1.1
background		2.0	0.9
efficiency		1.2	0.9
luminosity		1.8	1.2
polarization		0.9	0.4
systematics	70	3.0	1.6
experimental total	210	3.9	1.9
beam energy	13	0.8	0.8
theory	-	(1.0)	(1.0)
total	210	4.0	2.1

3

ΔM_W [MeV]	ILC	ILC	ILC	ILC
\sqrt{s} [GeV]	250	350	500	1000
\mathcal{L} [fb^{-1}]	500	350	1000	2000
$P(e^-)$ [%]	80	80	80	80
$P(e^+)$ [%]	30	30	30	30
jet energy scale	3.0	3.0	3.0	3.0
hadronization	1.5	1.5	1.5	1.5
pileup	0.5	0.7	1.0	2.0
total systematics	3.4	3.4	3.5	3.9
statistical	1.5	1.5	1.0	0.5
total	3.7	3.7	3.6	3.9

See Snowmass document for more details
 Bottom-line: 3 different methods with prospects to measure m_W with error < 5 MeV

ILC Accelerator Features

$$L \sim (P/E_{\text{CM}}) \sqrt{(\delta_E / \varepsilon_{y,N})} H_D$$

$$P \sim f_c N \quad \delta_E \sim (N^2 \gamma^2) / (\varepsilon_{x,N} \beta_x \sigma_z) U_1 (\Psi_{av})$$

Machine design has focused on 500 GeV baseline

\sqrt{s}	$\mathcal{L}[10^{34}]$	dE [%]	(dp/p)(+) [%]	(dp/p)(-) [%]
200	0.56	0.65	0.190	0.206
250	0.75	0.97	0.152	0.190
350	1.0	1.9	0.100	0.158
500	1.8/3.6	4.5	0.070	0.124
1000	4.9	10.5	0.047	0.085

dp/p same as
LEP2 at 200 GeV

dp/p typically
better than an e^+e^-
ring which worsens
linearly with \sqrt{s}

Scope for improving luminosity performance.

1. Increase number of bunches (f_c)
2. Decrease vertical emittance (ε_y)
3. Increase bunch charge (N)
4. Decrease σ_z
5. Decrease β_x

3,4,5 => L, BS trade-off
Can trade more BS for more L
or lower L for lower BS.

Beamstrahlung

Average energy loss of beams is not what matters for physics.

Average energy loss of colliding beams is factor of 2 smaller.

Median energy loss per beam from beamstrahlung typically tiny compared to beam energy spread.

Parametrized with CIRCE functions.

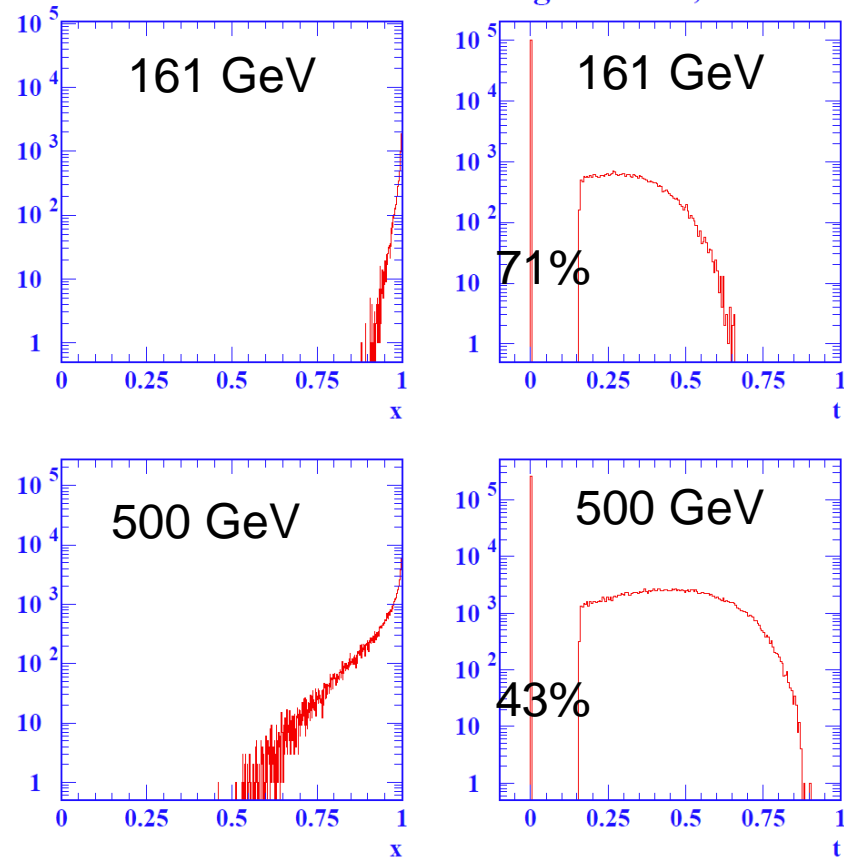
$$f \delta(1-x) + (1-f) \text{Beta}(a_2, a_3)$$

$$\text{Define } t = (1 - x)^{1/5}$$

In general beamstrahlung is a less important issue than ISR. Worse BS could be tolerated in the WW threshold scan

Scaled energy of colliding beams

GUINEA-PIG Beam-Strahlung 161 GeV, 500GeV



$$t=0.25 \Rightarrow x = 0.999$$

$$x > 0.9999 \text{ in first bin}$$

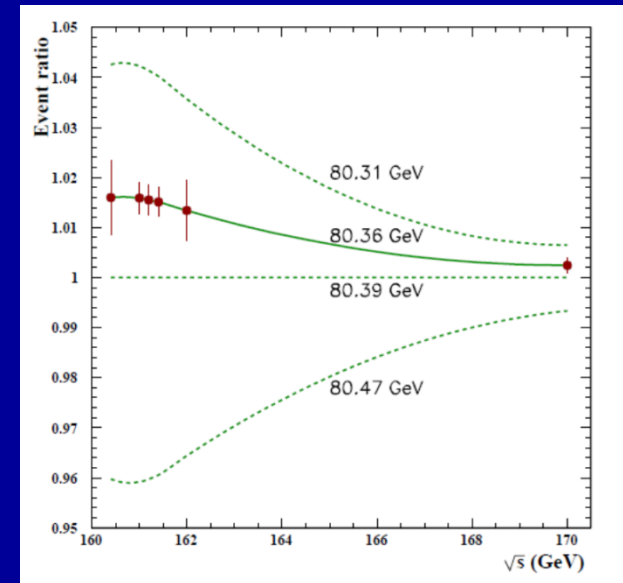
m_W Measurement Prospects Near Threshold

PRECISION MEASUREMENT OF THE W MASS WITH A POLARISED THRESHOLD SCAN AT A LINEAR COLLIDER

Graham W. Wilson, LC-PHSM-2001-009, 21st February 2001

Department of Physics, Schuster Laboratory, The University, Manchester M13 9PL, UK

Threshold scans potentially offer the highest precision in the determination of the masses and widths of known and as yet undiscovered particles at linear colliders. Concentrating on the definite example of the WW threshold for determining the W mass (M_W), it is shown that the currently envisaged high luminosities and longitudinal polarisation for electrons **and positrons** allow M_W to be determined with an error of 6 MeV with an integrated luminosity of 100 fb^{-1} (One 10^7 s year with TESLA). The method using polarised beams is statistically powerful and experimentally robust; the efficiencies, backgrounds and luminosity normalisation may if needed be determined from the data. The uncertainties on the beam energy, the beamstrahlung spectrum and the polarisation measurement are potentially large; required precisions are evaluated and methods to achieve them discussed.



LEP2 numbers

Channel (j)	Efficiency (%)	Unpolarised σ_{bkgd} (fb)	WW fraction (%)
$\ell\ell$	75	20	10.5
ℓh	75	80	44.0
$h h$	67	400	45.5

\sqrt{s} (j)	Luminosity weight
160.4	0.2
161.0	1.0
161.2	1.0
161.4	1.0
162.0	0.2
170.0	1.2

Measure at 6 values of \sqrt{s} , in 3 channels, and with up to 9 different helicity combinations.

Estimate error of 6 MeV (includes Eb error of 2.5 MeV from $Z \gamma$) per 100 fb^{-1} polarized scan (assumed 60% e+ polarization)

Use RR (100 pb) cross-section to control polarization

MINUIT TASK: FIT W MASS TO NUMBER OF EVENTS in EACH CHANNEL

FCN= 211.4589 FROM MINOS STATUS=SUCSESSEUL 1984 CALLS 3004 TOTAL
EDM= .70E-06 STRATEGY= 1 ERROR MATRIX ACCURATE

EXT NO.	PARAMETER NAME	VALUE	PARABOLIC ERROR	MINOS ERRORS	
				NEGATIVE	POSITIVE
1	WMASS	80.383	.52990E-02	-.53041E-02	.52938E-02
2	BKGLL	.19168E-01	.10968E-02	-.10973E-02	.10963E-02
3	BKGLQ	.80181E-01	.30944E-02	-.30967E-02	.30919E-02
4	BKGQQ	.39732	.47314E-02	-.47324E-02	.47302E-02
5	FLUMI	1.0000	.23151E-02	-.23138E-02	.23161E-02
6	REFFLL	1.0023	.21894E-02	-.21892E-02	.21897E-02
7	REFFLQ	.99853	.19873E-02	-.19867E-02	.19878E-02
8	REFFQQ	.99922	.20900E-02	-.20896E-02	.20903E-02
9	ALPHAS	.12000	constant		
10	ALRLL	.15000	constant		
11	ALRLQ	.33000	constant		
12	ALRQQ	.49000	constant		
13	ALRMZ	.15940	.20791E-02	-.20803E-02	.20776E-02
0.78 14	PELL	.78225	.50929E-02	-.50870E-02	.50950E-02
0.62 15	PELR	.82069	.28556E-02	-.28522E-02	.28577E-02
0.01 16	PELZ	.60436E-02	.33653E-02	-.33673E-02	.33629E-02
0.62 17	PPOSL	.61810	.29707E-02	-.29685E-02	.29717E-02
0.58 18	PPOSR	.58001	.37921E-02	-.37892E-02	.37927E-02
-0.01 19	PPOSZ	-.11807E-01	.28543E-02	-.28538E-02	.28547E-02
20	XSRR	99.948	.85487E-01	-.85206E-01	.85759E-01

⇒ $\Delta M_W = 5.3 \text{ MeV}$ for $\int L dt = 100 \text{ fb}^{-1}$
 assuming $\Gamma_W = f_{SM}(M_W)$, A_{LR} ^{known}

Systematics are treated as nuisance parameters that can be fitted. Errors should scale statistically.

Polarized Threshold Scan Errors

- conservative – viewed from + 15 years
- Non-Ebeam experimental error (stat + syst)
 - 5.2 MeV

	Scenario 0	Scenario 1	Scenario 2	Scenario 3
L (fb ⁻¹)	100	160*3	100	100
Pol. (e ⁻ /e ⁺)	80/60	90/60	90/60	90/60
Inefficiency	LEP2	0.5*LEP2	0.5*LEP2	0.5*LEP2
Background	LEP2	0.5*LEP2	0.5*LEP2	0.5*LEP2
Effy/L syst	0.25%	0.25%	0.25%	0.1%
Δm_W (MeV)	5.2	2.0	4.3	3.9

In-situ Physics Based Beam Energy Measurements

- Potential Mass-Scale References for Energy Calibration

Particle	$\Delta M/M$ (PDG) (ppm)
J/psi	3.6
Upsilon	27
Z	23
W	190
H	2400

Conventional wisdom has been to use Z's, but with ILC detector designs J/psi's look attractive.

Prefer not to use something that one plans to measure better or something that will limit the precision.

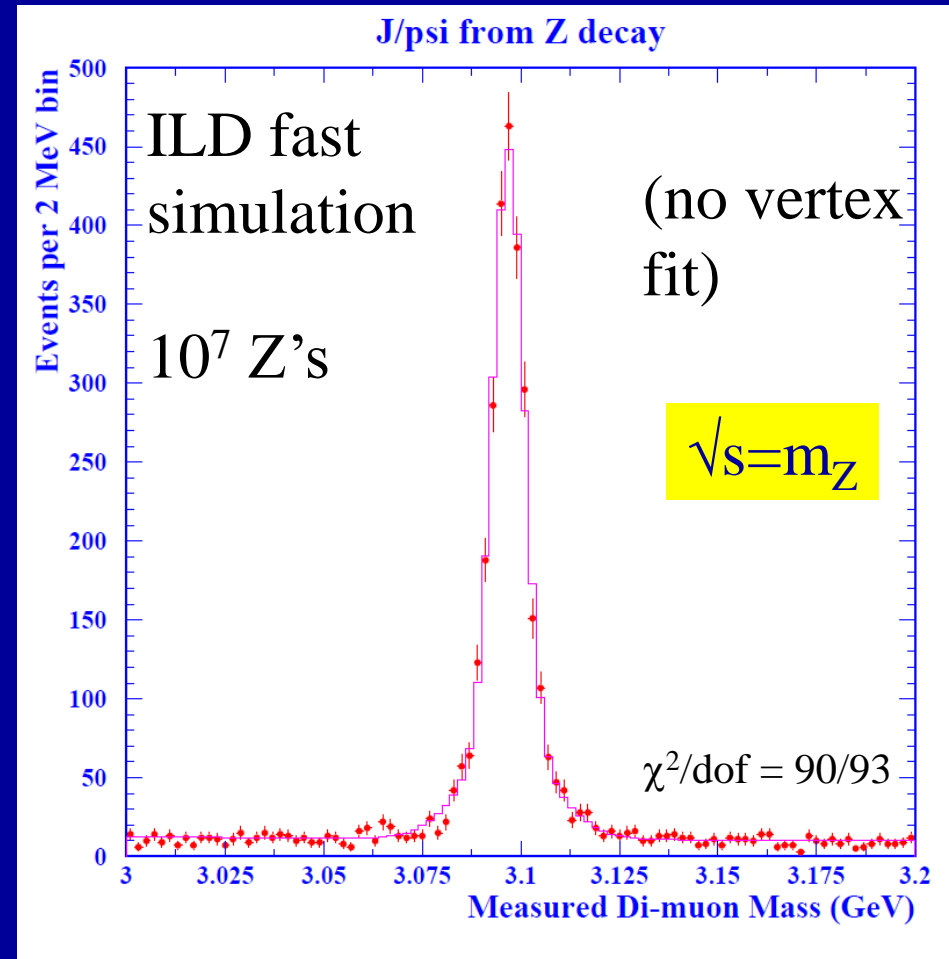
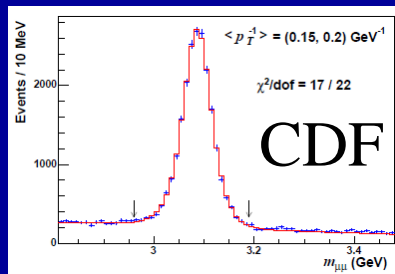
Use J/psi from Z for momentum scale.

Momentum Scale with J/psi

With 10^9 Z's expect statistical error on mass scale of 1.7 ppm given ILD momentum resolution and vertexing based on fast simulation.

Most of the J/psi's are from B decays. J/psi mass is known to 3.6 ppm. $\langle p \rangle = 20$ GeV.

Can envisage also improving on the measurement of the Z mass (23 ppm error)



Double-Gaussian + Linear Fit

Full Simulation + Kalman Filter

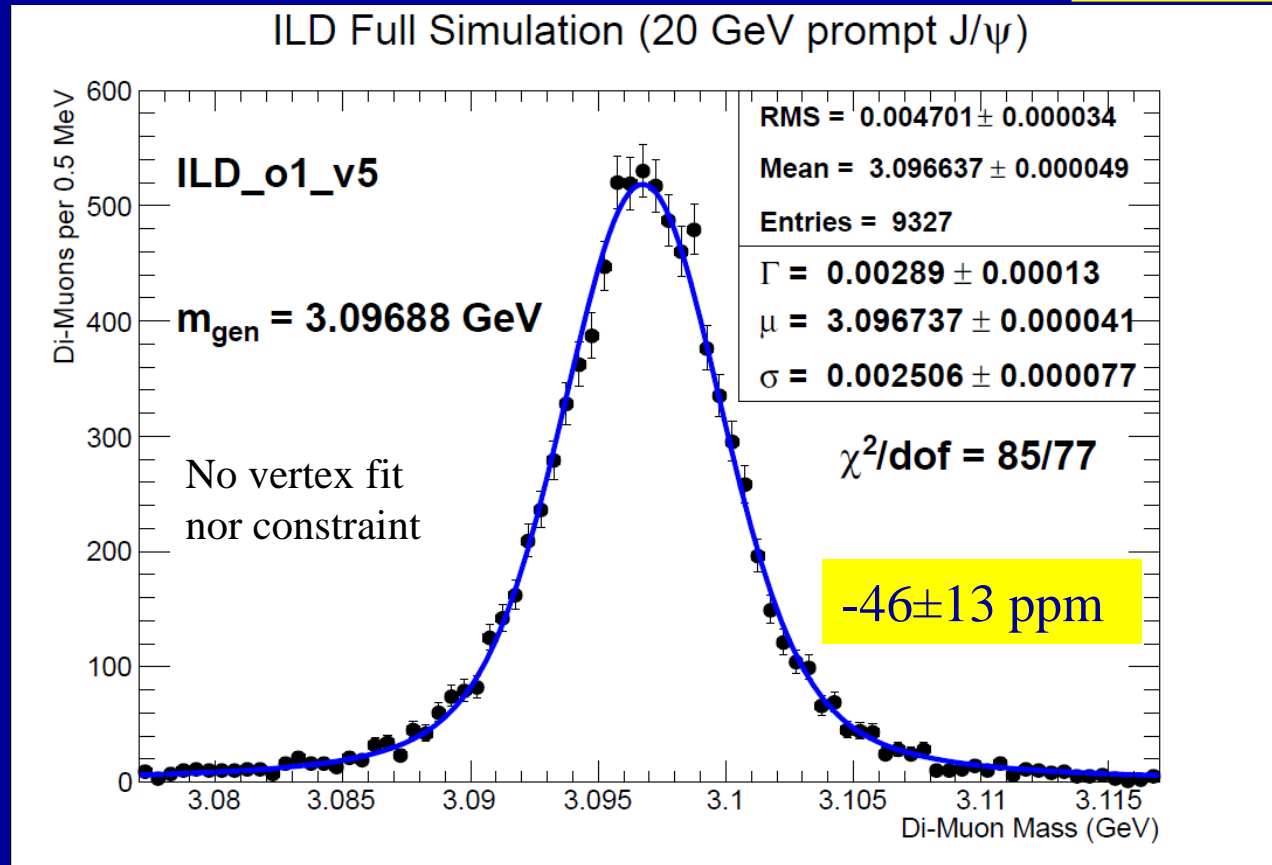
10k “single particle events”

$\sqrt{s}=m_Z$

Work in progress – likely need to pay attention to issues like energy loss model and FSR.

Preliminary statistical precision similar.

More realistic material, energy loss and multiple scattering.

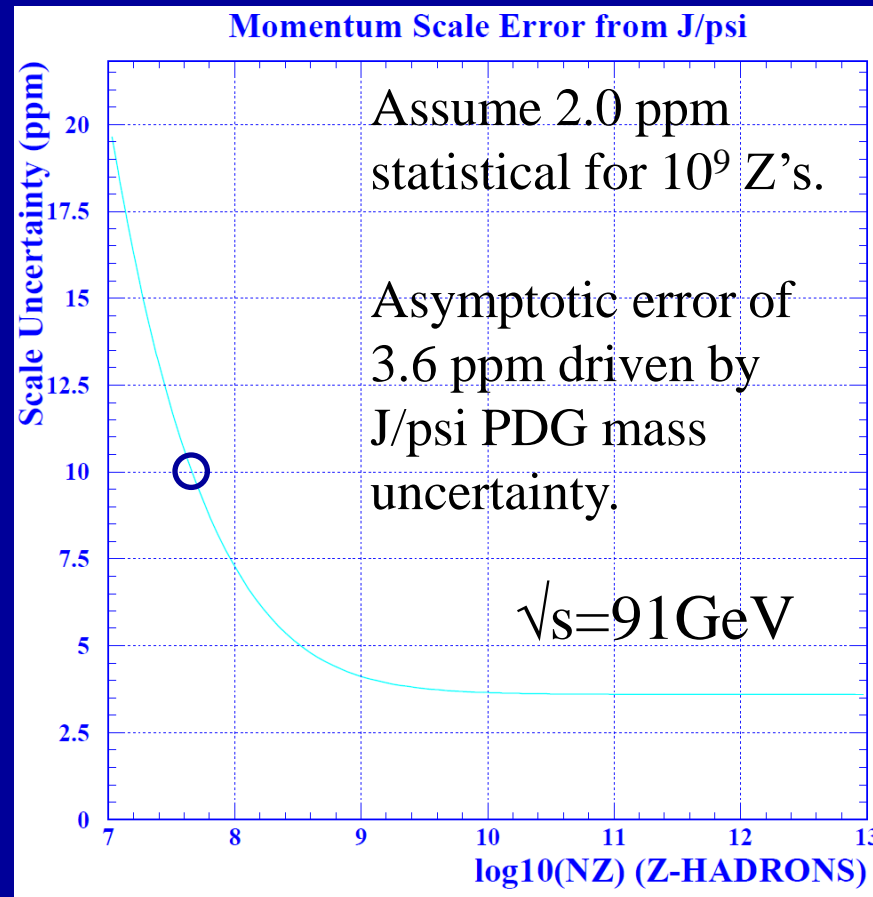


Empirical Voigtian fit.

Need consistent material model in simulation AND reconstruction

“Calibration” Run at $\sqrt{s}=m_Z$ for detector p-scale calibration

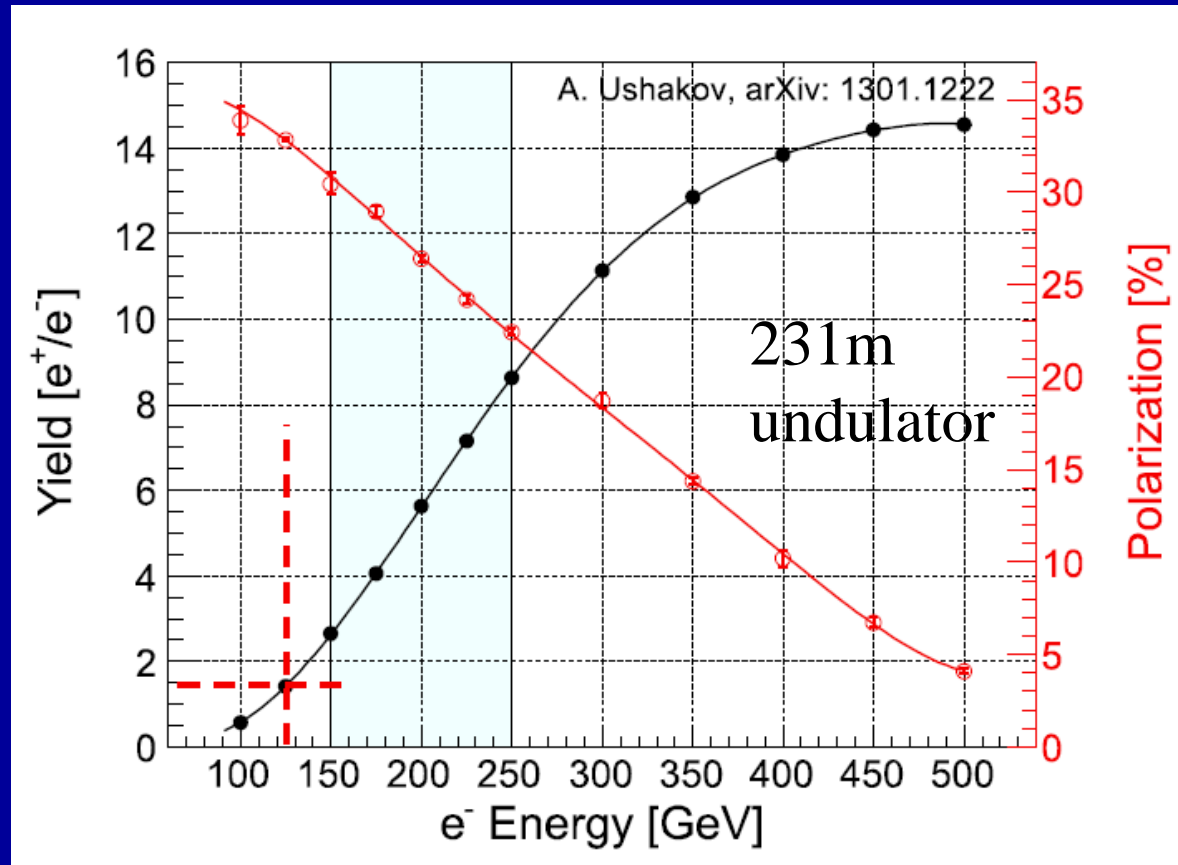
If detector is stable and not pushed, pulled and shaken, one could hope that such a calibration could be maintained long term at high energy.



Plot assumes negligible systematics from tracking modeling ...

⇒ Need at least 40 M hadronic Z's for 10 ppm
 ⇒ Corresponds to $\geq 1.3 \text{ fb}^{-1}$ ($L \geq 1.3 \times 10^{33}$ for 10^6s)
 assuming unpolarized beams

Positron Source



For $\sqrt{s} \ll 250$ GeV, still need a high energy e⁻ beam for adequate e⁺ production.