Search for neutrino charged current coherent pion production at SciBooNE

Katsuki Hiraide (ICRR, Univ. of Tokyo)

May 22nd, 2009

NuInt09@ Sitges, Spain

Contents

- Introduction
- Analysis
- Results
  - "Search for CC coherent pion production on carbon in a few-GeV neutrino beam"
    K. Hiraide et. al, PRD 78 (2008) 112004
- Discussion
  - Further study after the publication
- Summary

Coherent pion production

- Neutrino interacts with nucleons *coherently*, producing a pion
- No nuclear breakup occurs

Charged Current (CC): $\nu_\mu + A \rightarrow \mu + A + \pi^+$
Neutral Current (NC): $\nu_\mu + A \rightarrow \nu_\mu + A + \pi^0$

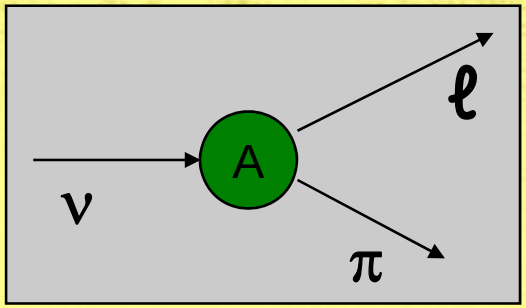

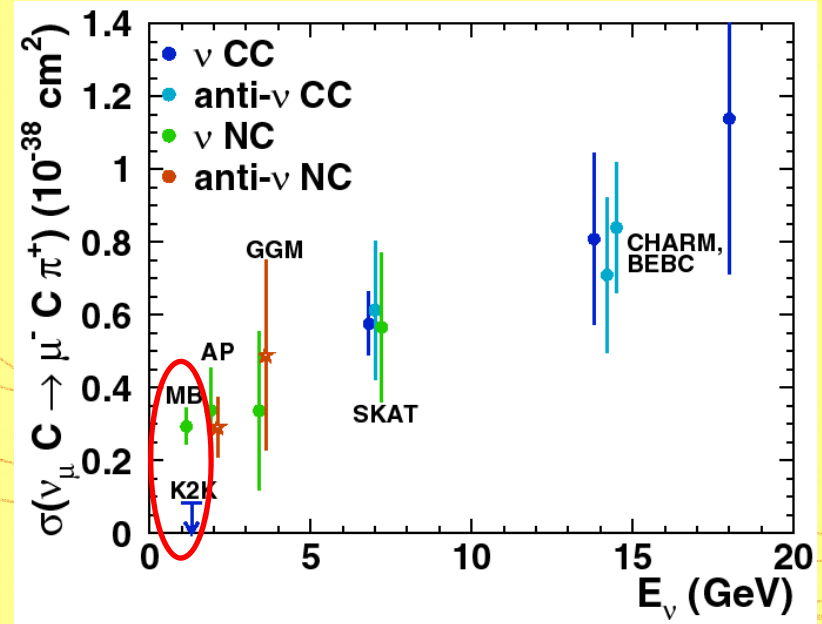

- No evidence of CC coherent π at 1.3GeV (by K2K Collaboration)
- hard to explain results from K2K and MiniBooNE at the same time
- Order-of-magnitude difference between theoretical predictions at $E\nu \sim 1$GeV

CC coherent pion production at SciBooNE

Signal

CC-coherent π production

$\nu + C \rightarrow \mu + C + \pi^+$

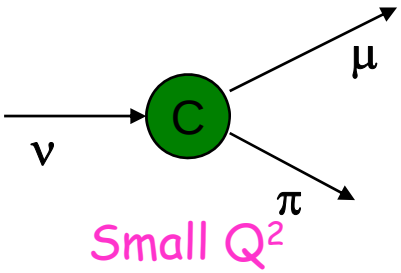

→ 2 MIP-like tracks (a muon and a pion)

→ ~1% of total ν interaction based on Rein-Sehgal model

Background

CC-resonant π production

- $\nu + p \rightarrow \mu + p + \pi^+$
- $\nu + n \rightarrow \mu + n + \pi^+$

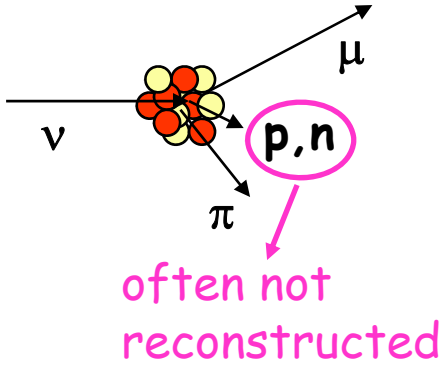

CC-1π^+ event candidate at SciBooNE

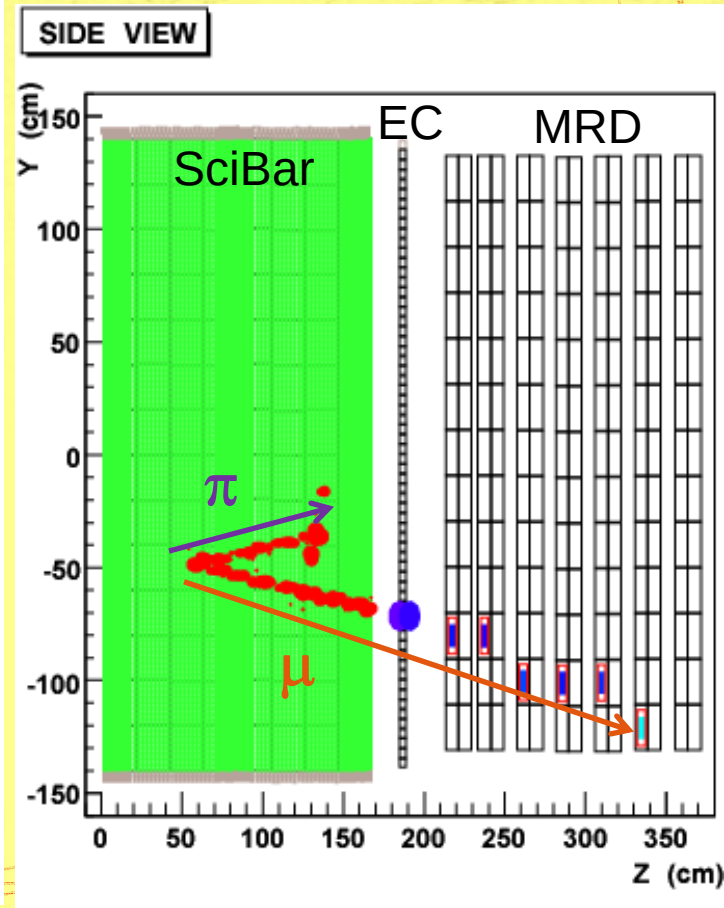

Neutrino event generator (NEUT)

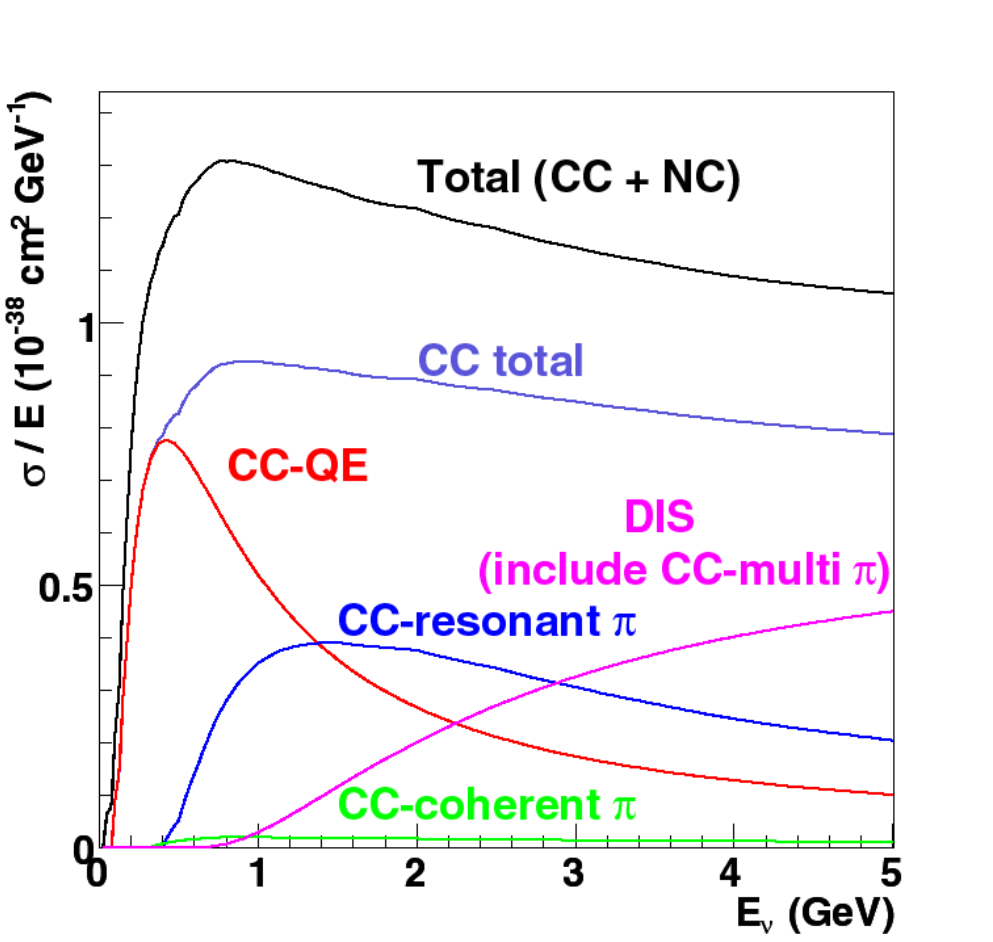

- QE
  - Llewellyn Smith, Smith-Moniz
  - M_A=1.2GeV/c^2
  - P_F=217MeV/c, E_B=27MeV (for Carbon)
- Resonant π
  - Rein-Sehgal (2007)
  - M_A=1.2 GeV/c^2
- Coherent π
  - Rein-Sehgal (2006)
  - M_A=1.0 GeV/c^2

CC/NC -1π

- Deep Inelastic Scattering
  - GRV98 PDF
  - Bodek-Yang correction
- Intra-nucleus interactions

Charged current event selection

- Muon is identified using MRD
- The track should start from SciBar fiducial volume

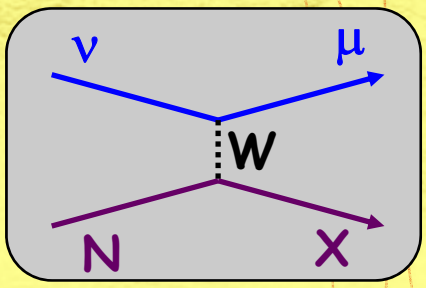

SciBar-MRD matched event (~30k events)

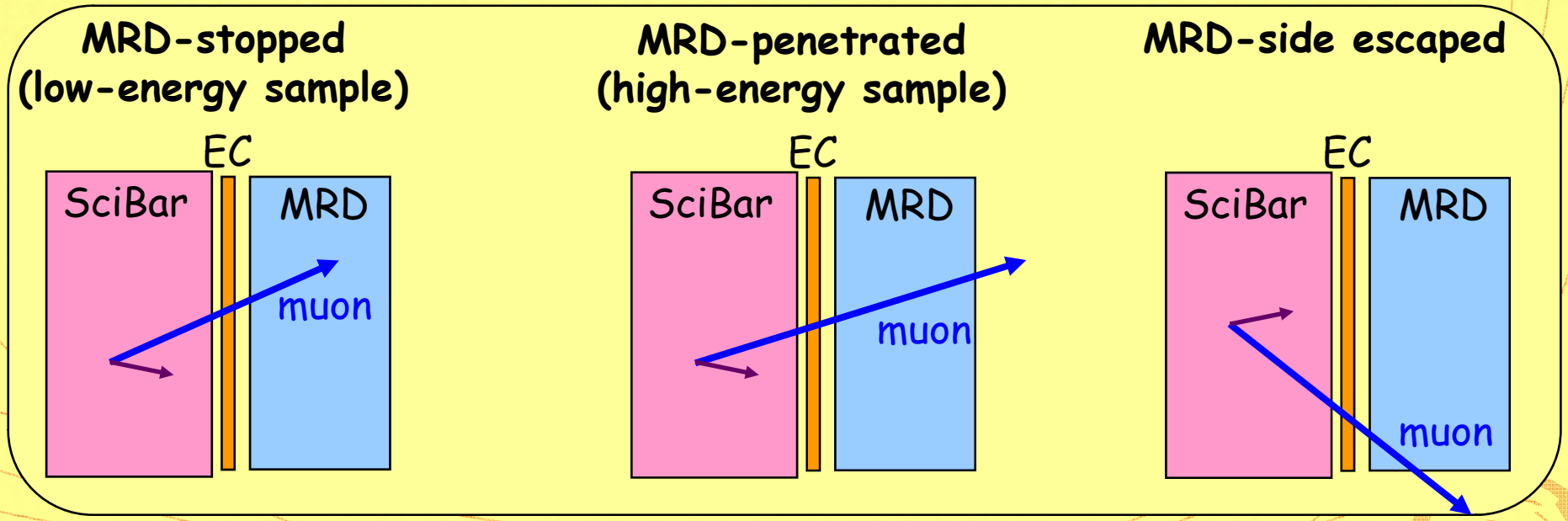

93% pure CC-inclusive (ν+N→μ+X) sample

Charged current event classification

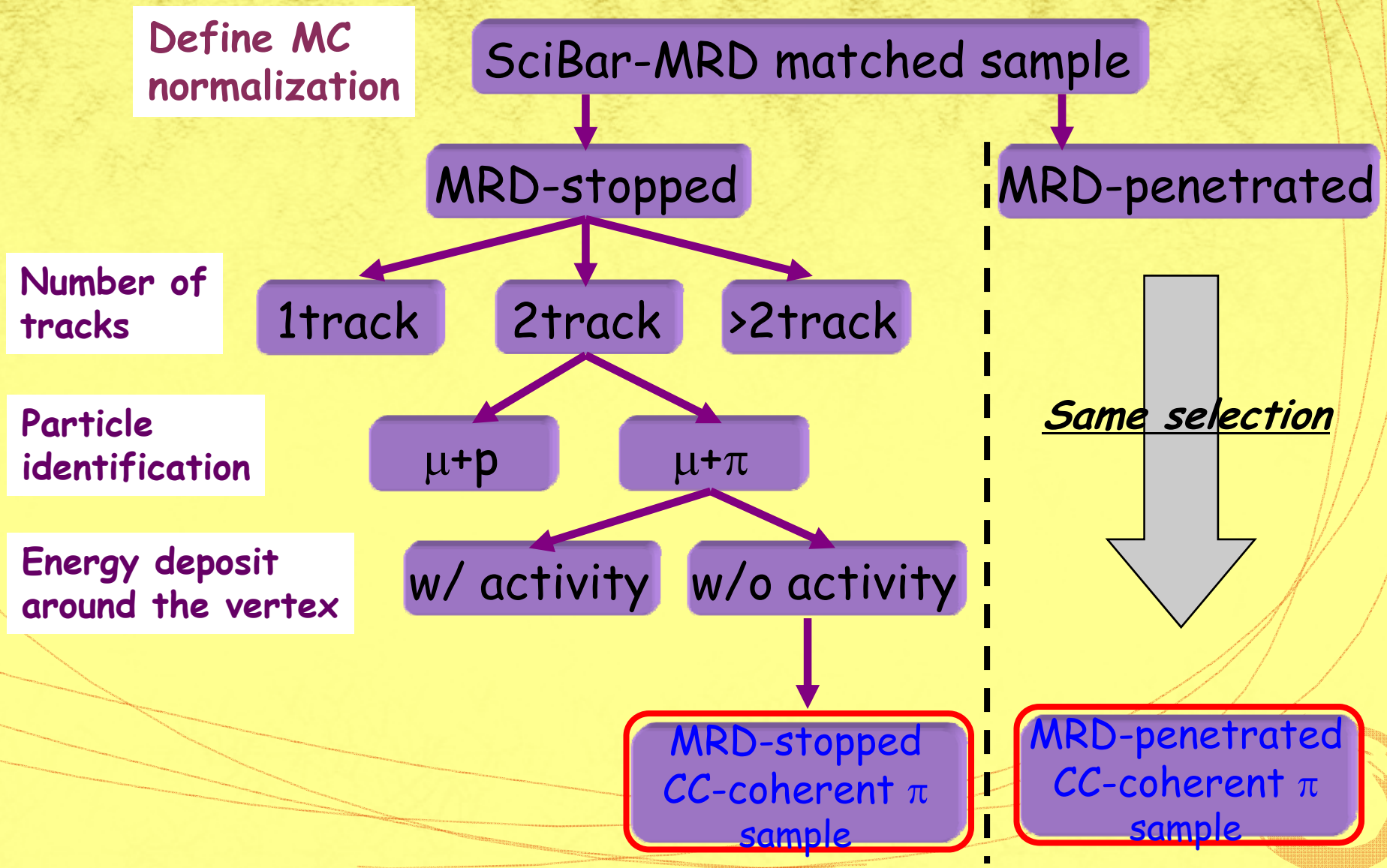

Particle identification

Particle ID using dE/dx in SciBar

Muon confidence level (MuCL)

MuCL >0.05 → muon-like
<0.05 → proton-like

Mis-ID probability
Muon: 1.1%
Proton: 12%

Muon enriched **Proton enriched**

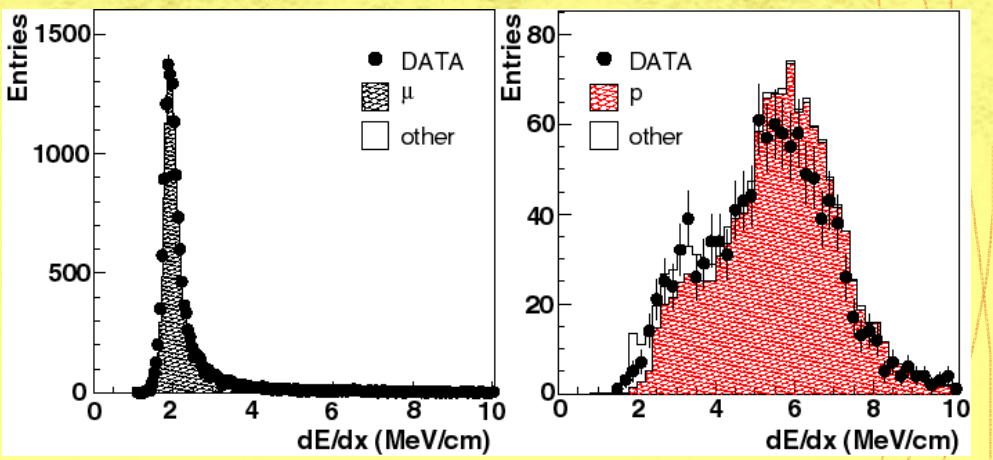

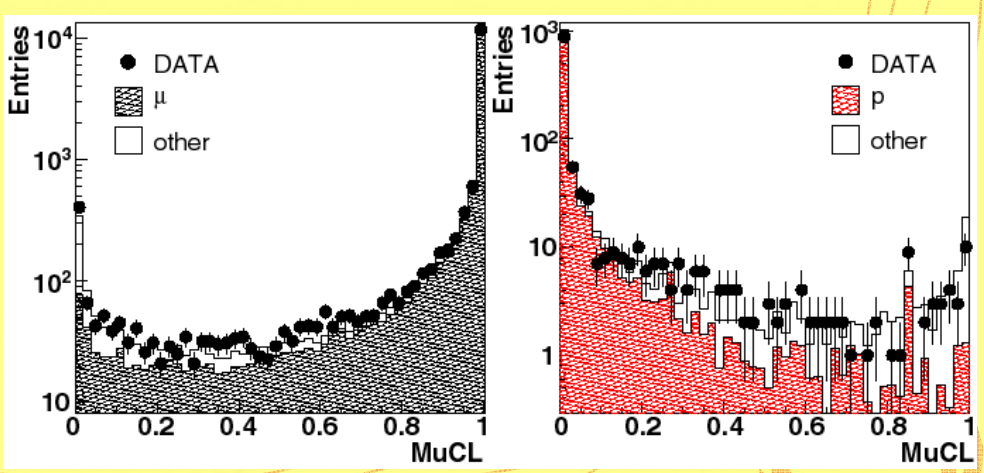

Vertex activity

Low energy proton is detected as large energy deposition around the vertex

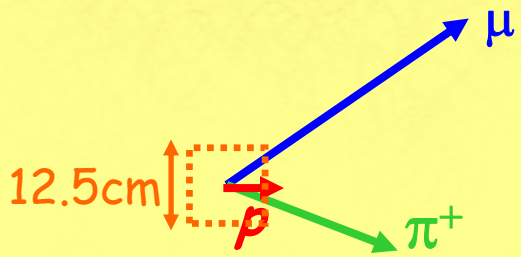

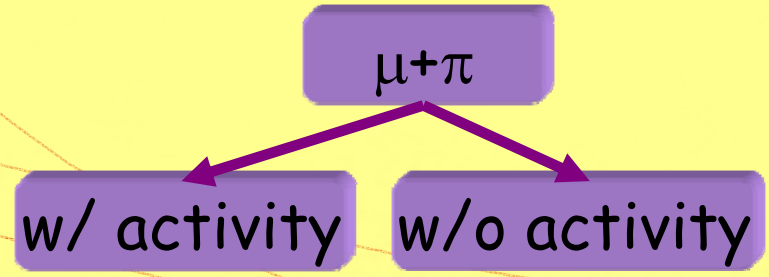

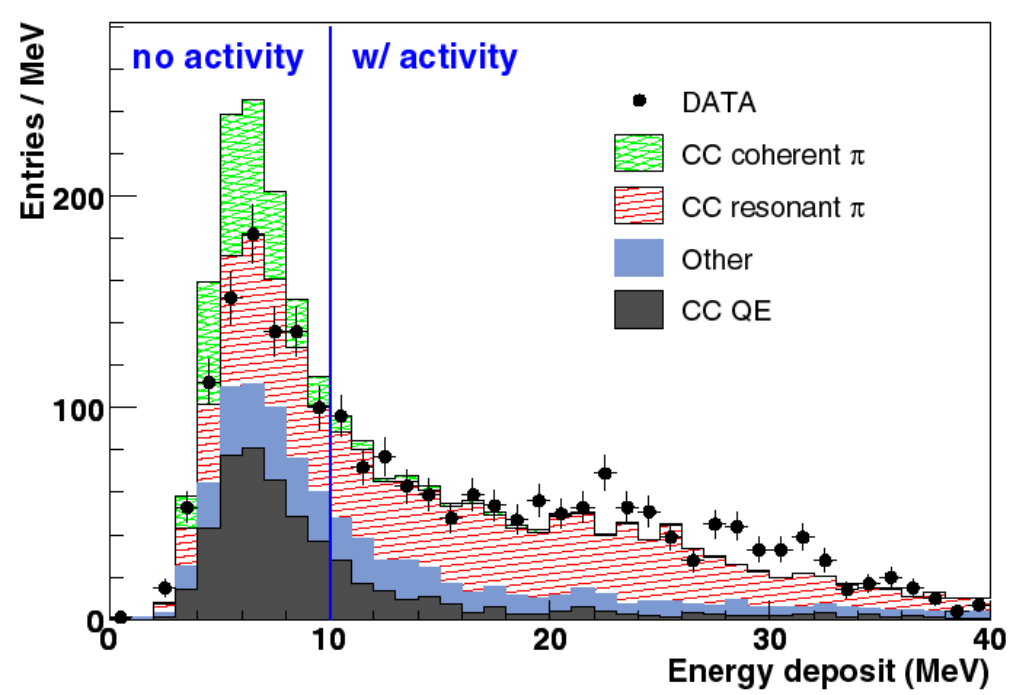

Charged current event classification

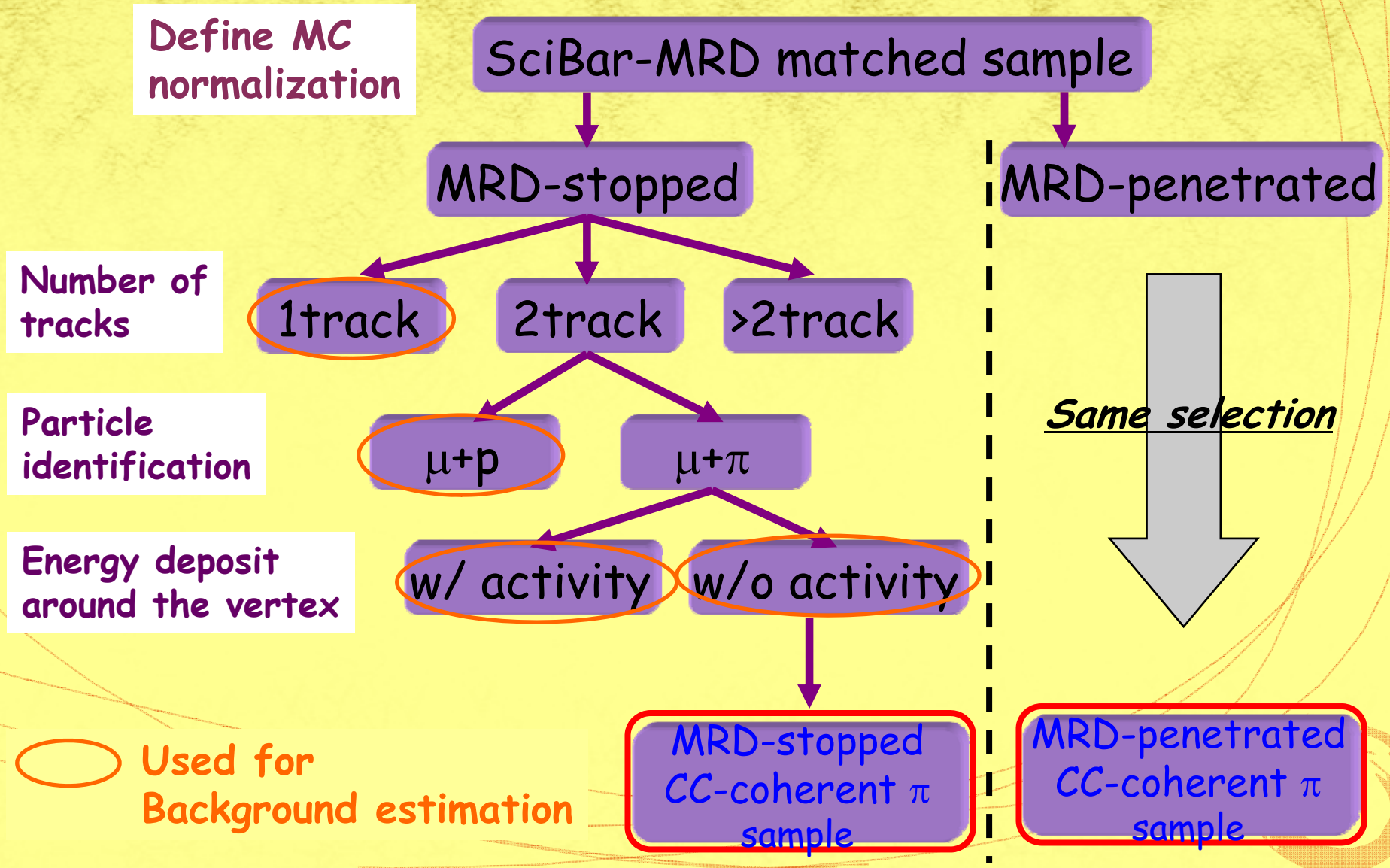

Tuning of the MC simulation

To constrain systematic uncertainties due to
- detector responses
- nuclear effects
- neutrino interaction models
- neutrino energy spectrum

Q^2 distributions of sub-samples are fitted to data

Q^2 reconstruction assuming CC-QE (ν+n→μ+p) interaction

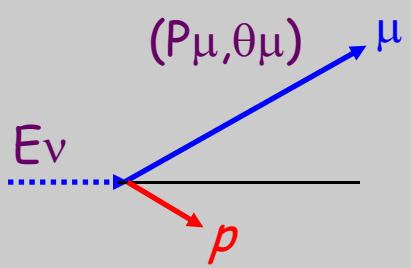

CC-QE

$$Q^2_{rec} = 2E_\nu^{rec}(E_\mu - p_\mu \cos\theta_\mu) - m_\mu^2$$

$$E_\nu^{rec} = \frac{1}{2}\frac{(m_p^2 - m_\mu^2) - (m_n - V)^2 + 2E_\mu(m_n - V)}{(m_n - V) - E_\mu + p_\mu \cos\theta_\mu}$$

V: nuclear potential (27MeV)

Reconstructed Q2 after fitting

1-track

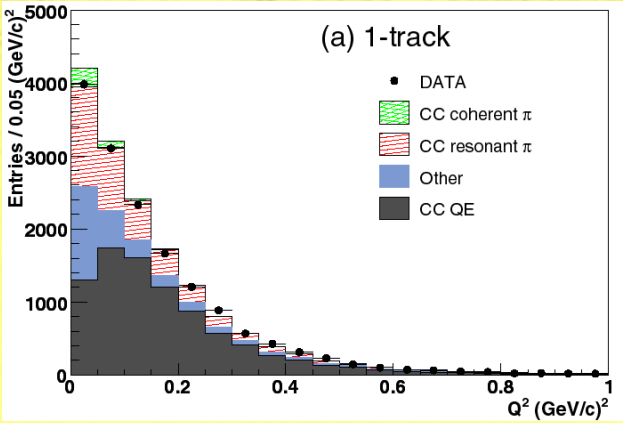

μ+p

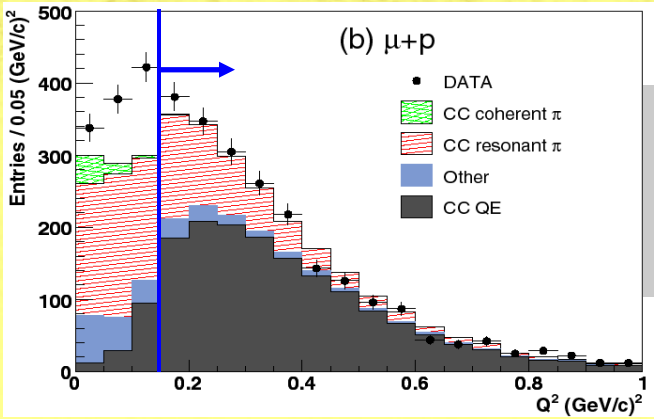

low Q^2 region in μ+p events is excluded from fitting

μ+π with activity

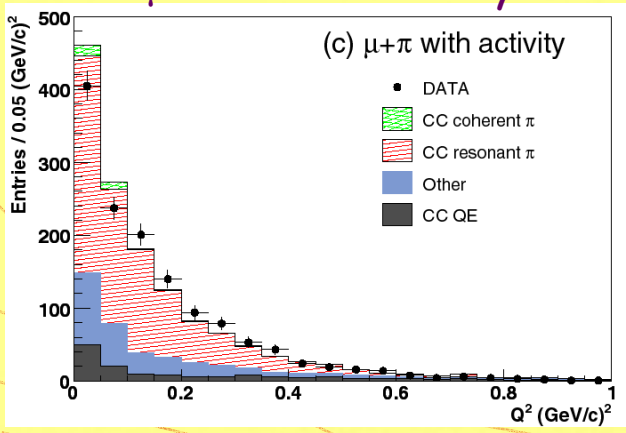

μ+π without activity

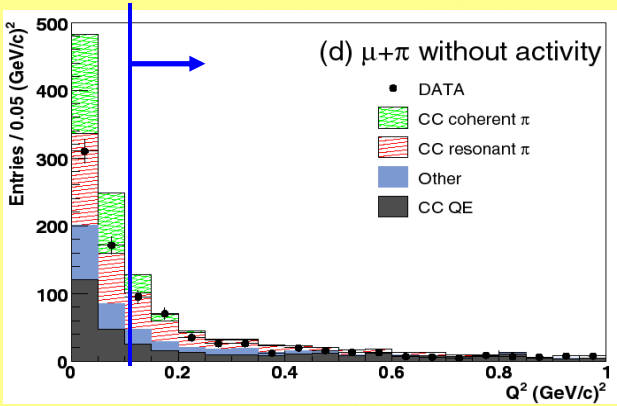

CC coherent π signal region is excluded from fitting

Before fit : χ^2/ndf = 473/75 = 6.31
After fit : χ^2/ndf = 117/67 = 1.75

DATA excess in the μ+p sample

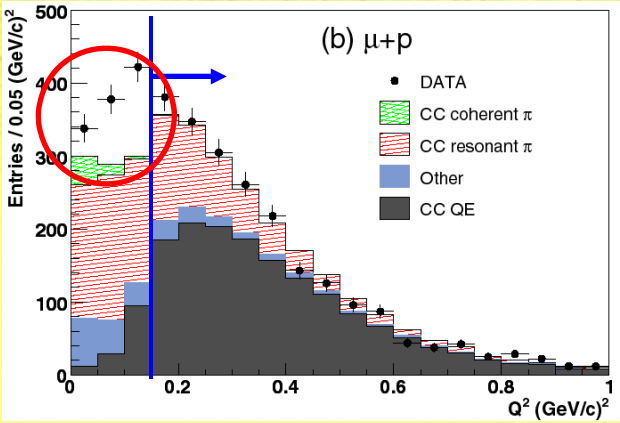

Features of excess events

- proton candidate goes at large angle
- additional activity around the vertex

Possible candidate

CC resonant pion events in which pion is absorbed in the nucleus

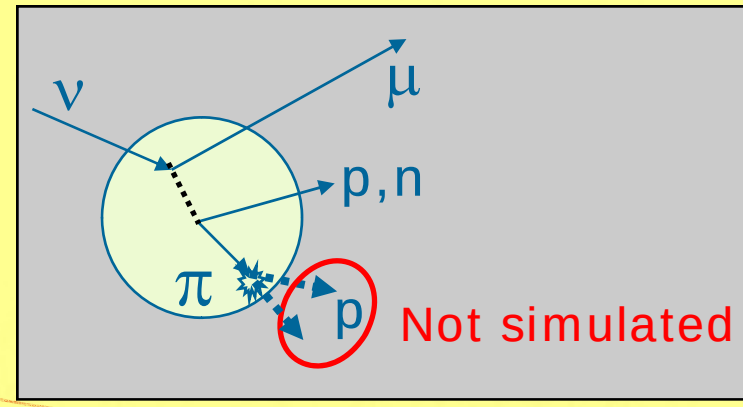

In MC simulation, such events are reconstructed as 1-track events

This doesn't affect CC coherent pion measurement

Extracting CC coherent pion events

1) CC-QE rejection

$\Delta\theta p$: 3D angle between the expected and the observed 2nd tracks

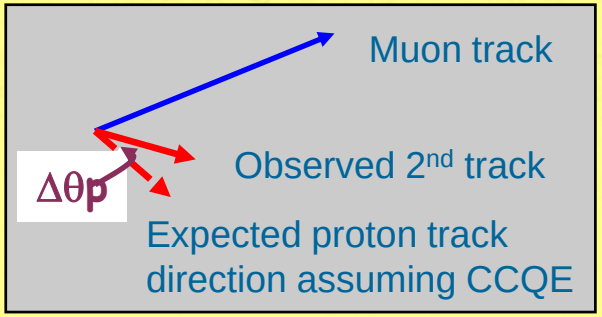

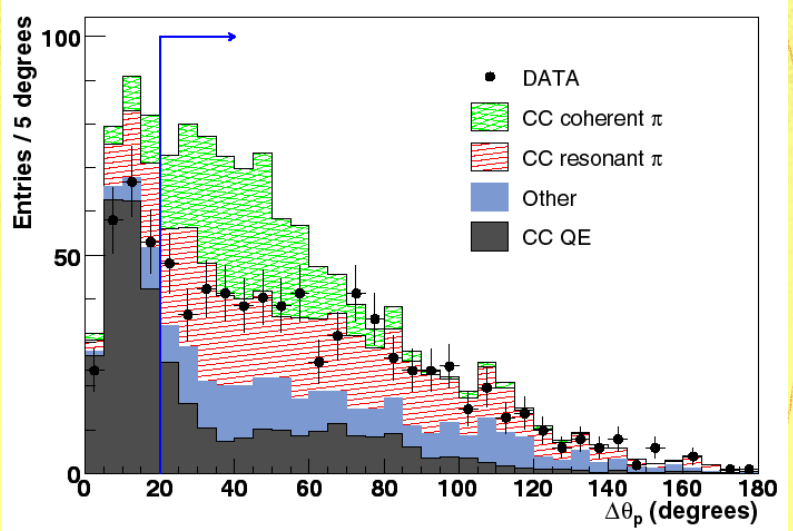

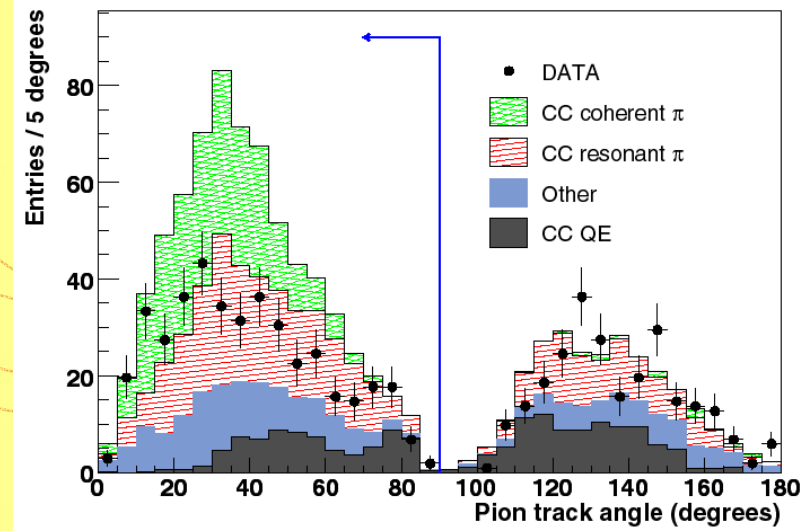

2) CC-resonant pion rejection

Events with a forward-going Pion candidate are selected

CC coherent pion sample

MRD stopped sample
<Eν>= 1.1 GeV

MRD penetrated sample
<Eν>= 2.2 GeV

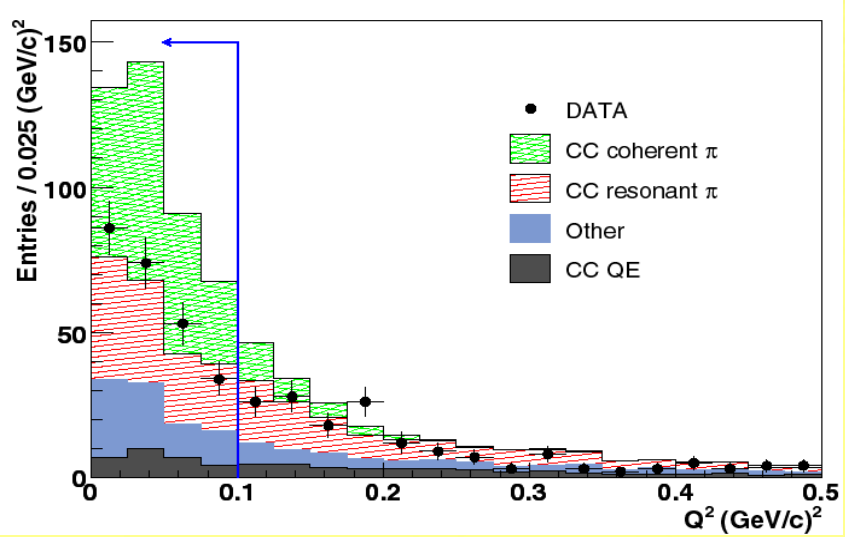

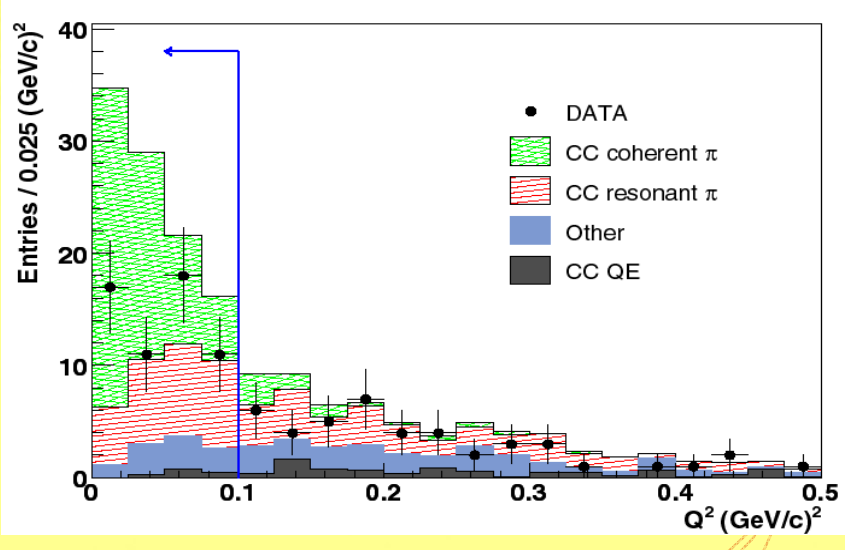

247events selected

BG: 228+/-12 events
Efficiency: 10.4%

57events selected

BG: 40+/-2.2 events
Efficiency: 3.1%

Results

MRD stopped sample
<Eν>= 1.1 GeV

$$\sigma(\text{CC coherent } \pi)/\sigma(\text{CC}) = (0.16 \pm 0.17(stat)^{+0.30}_{-0.27}(sys)) \times 10^{-2}$$

MRD penetrated sample
<Eν>= 2.2 GeV

$$\sigma(\text{CC coherent } \pi)/\sigma(\text{CC}) = (0.68 \pm 0.32(stat)^{+0.39}_{-0.25}(sys)) \times 10^{-2}$$

No evidence of CC coherent pion production is found

90% CL upper limit (Bayesian)

σ(CC coherent π)/σ(CC) < 0.67×10^{-2} for <Eν>=1.1 GeV
< 1.36×10^{-2} <Eν>=2.2 GeV

K. Hiraide et al, PRD78,112004 (2008)

Results (cont'd)

Comparison with theoretical models

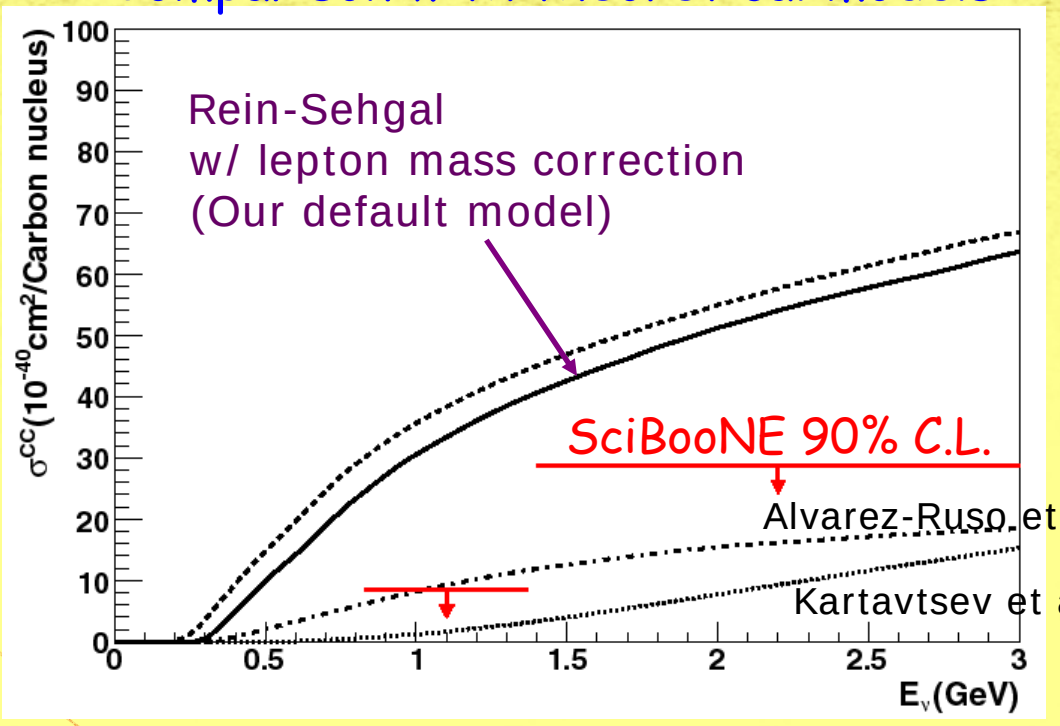

Measured upper limits on σ(CC coherent π)/σ(CC) ratios are converted to upper limits on absolute cross sections by using σ(CC) predicted by MC simulation

We reveal that the Rein-Sehgal model breaks down in the few-GeV region

Discussion

Muon and Pion kinematics

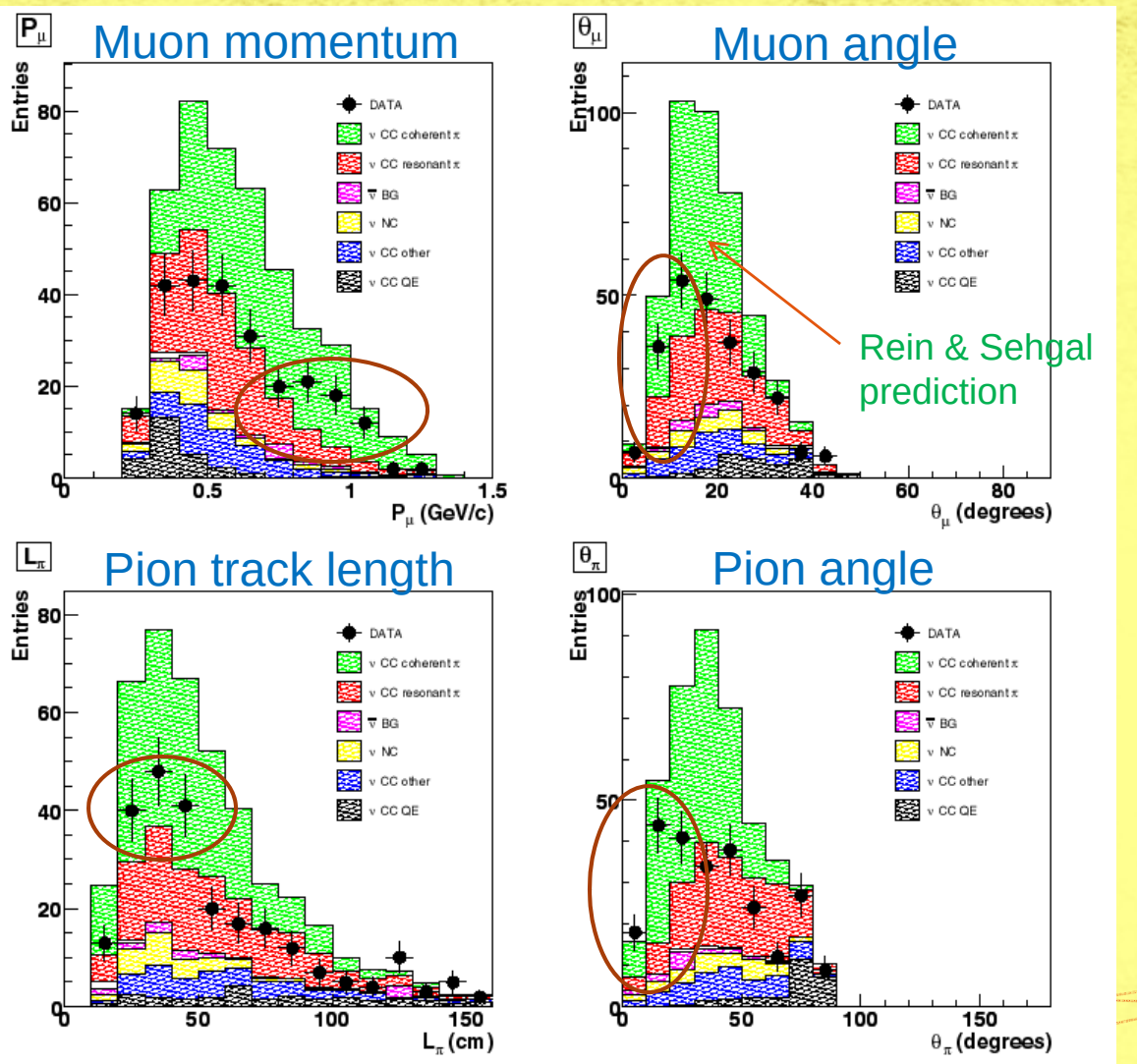

Muon & Pion kinematics after Q^2 fitting for the MRD stopped CC coherent pion sample (Q^2<0.1 GeV^2)

DATA excess with respect to MC w/o CC coherent pion production at

- high muon momentum
- small muon angle
- short pion track length
- small pion angle

Similar tendency is also observed in antineutrino CC coherent pion sample

➔ see H. Tanaka's talk

Muon and Pion kinematics ($\theta\pi$<35degrees, $\theta\pi$>35degrees)

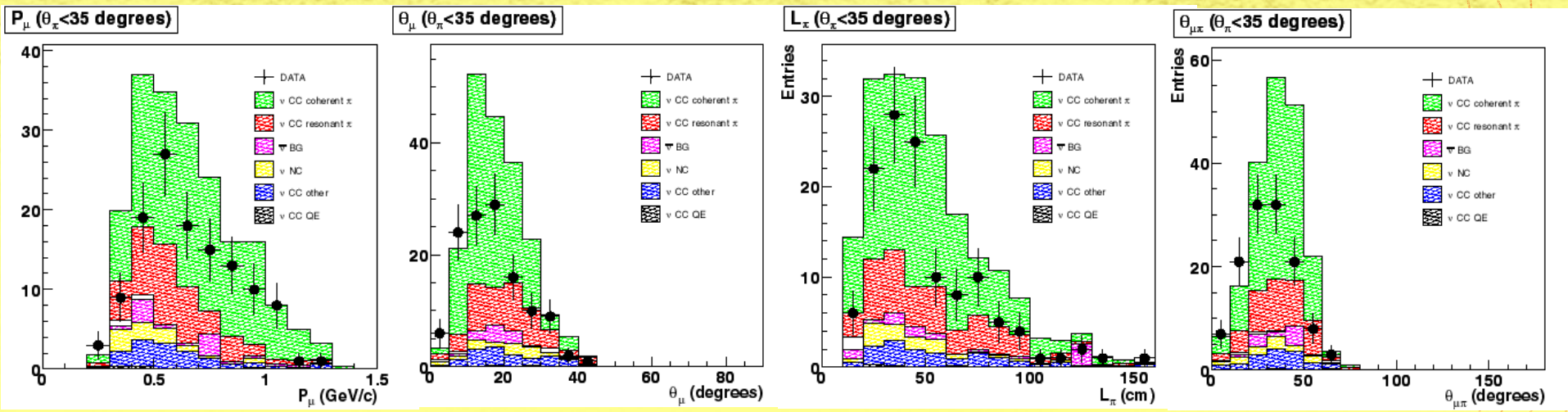

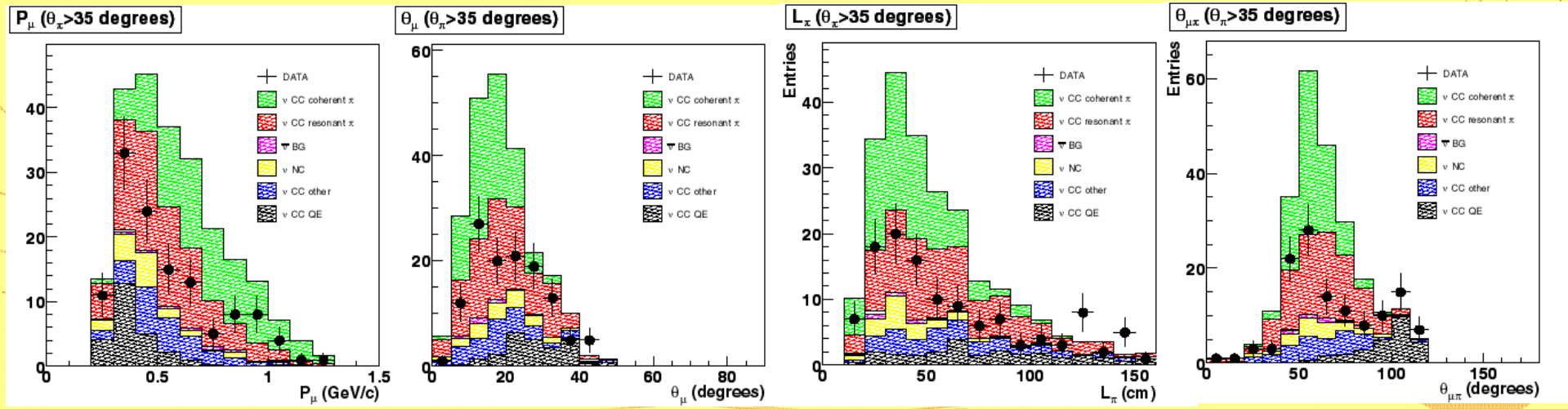

Coplanar angle difference

In case of CC coherent pion production,
muon and pion tend to go in back-to-back direction in the X-Y plane (plane perpendicular to neutrino beam)

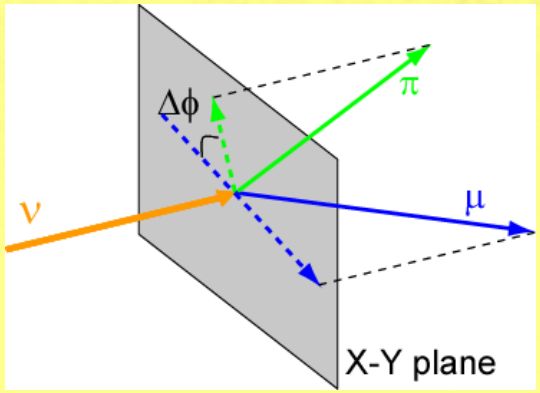

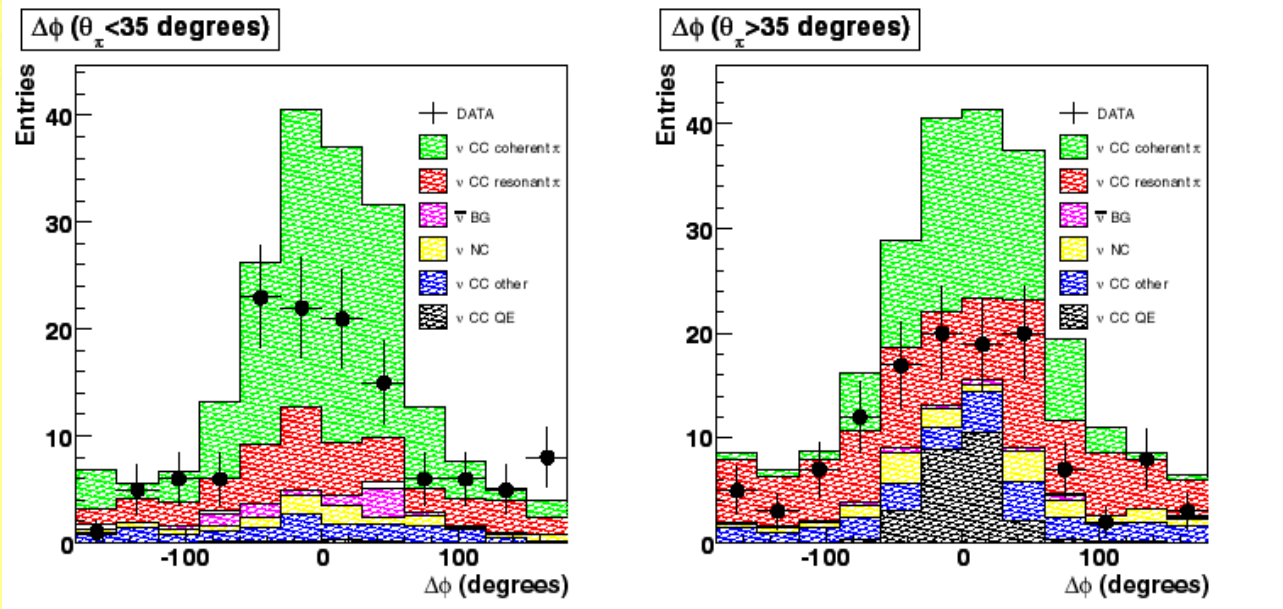

DATA excess with respect to
"no CC coherent pion MC" around Δϕ=0
→ Suggests CC coherent pion production?

CC coherent pi efficiency vs Pπ, θπ, and θμπ

Pion momentum | Pion angle | Opening angle

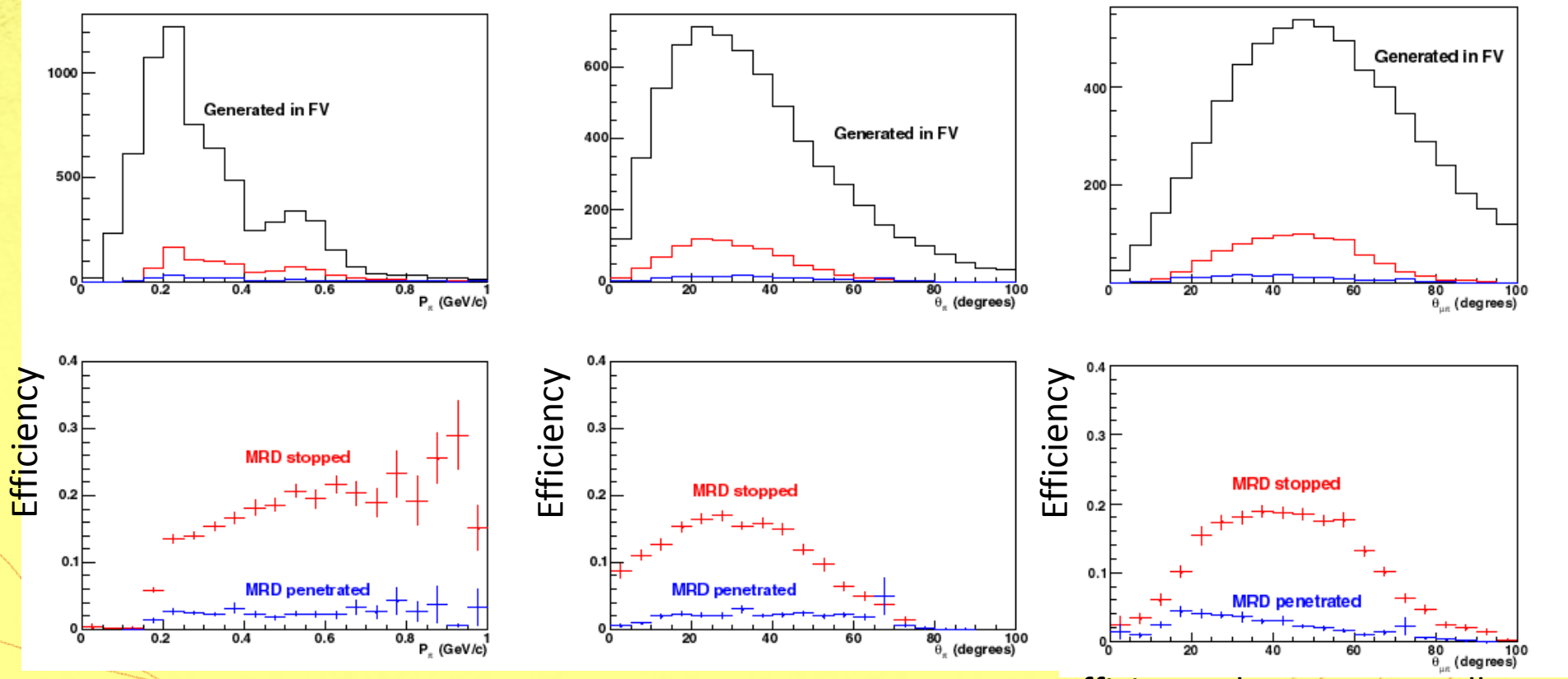

No efficiency for pion momentum below 0.15 GeV/c

Efficiency drops at a small (<20 degrees) opening angle between muon and pion

The efficiency calculation depends on the model prediction of kinematics

Discussion

- Data excess with respect to no CC coherent pion MC at small pion angle
- If this is due to CC coherent pion events, data suggest that pion tends to go in smaller angle than the Rein-Sehgal prediction
- If this is true, we overestimate CC coherent pion efficiency since we rely on kinematics by the Rein-Sehgal model for the efficiency calculation
- This may be a cause of the disagreement between the CC results by K2K and SciBooNE and the NC result by MiniBooNE

Summary

- "Search for neutrino CC coherent pion production" has been published in Phys. Rev. D [PRD 78, 112004(2008)]
  - σ(CC-coherent π)/σ(CC)<0.67x10^{-2} @ 1.1 GeV
  - σ(CC-coherent π)/σ(CC)<1.36x10^{-2} @ 2.2 GeV

- Further study of CC coherent pion production has been performed.
  - DATA excess with respect to no CC coherent pion MC at small pion angle
  - If this is due to CC coherent pion production, DATA suggest that pion tends to go in smaller angle than the Rein-Sehgal prediction

Backup slides

SciBooNE detector

SciBar

- scintillator tracking detector
- 14,336 scintillator bars (15 tons)
- Neutrino target
- detect all charged particles
- p/π separation using dE/dx

Used in K2K experiment



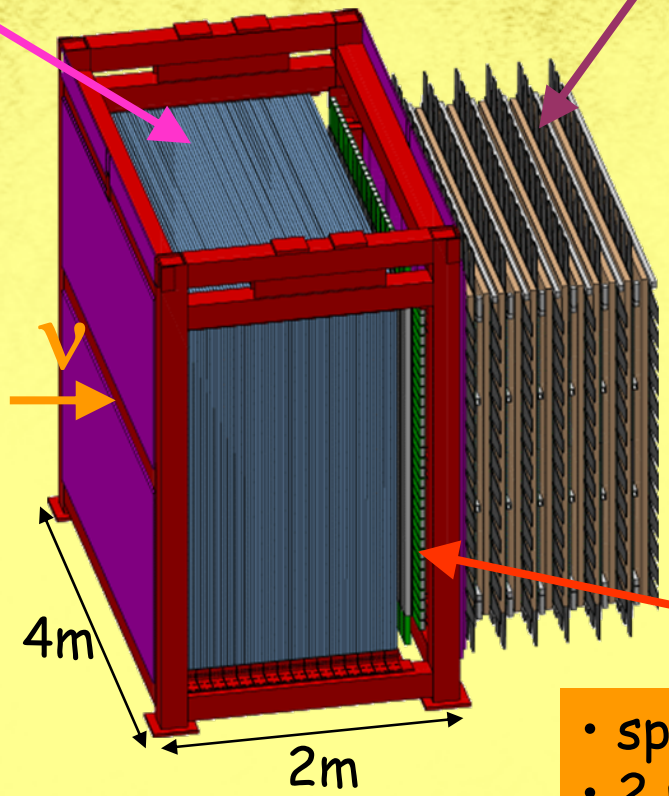

Muon Range Detector (MRD)

- 12 2"-thick steel + scintillator planes
- measure muon momentum with range up to 1.2 GeV/c

Parts recycled from Past experiment at FNAL

Electron Catcher (EC)

- spaghetti calorimeter
- 2 planes (11 X_0)
- identify π^0 and ν_e

Used in CHORUS, HARP and K2K

Systematic errors

	MRD stopped Error ($x10^{-2}$)	MRD penetrated Error ($x10^{-2}$)
Detector response	+0.10 / -0.18	+0.18 / -0.18
Nuclear effect	+0.20 / -0.07	+0.19 / -0.09
Neutrino interaction model	+0.17 / -0.04	+0.08 / -0.04
Neutrino beam	+0.07 / -0.11	+0.27 / -0.13
Event selection	+0.07 / -0.14	+0.06 / -0.05
Total	+0.30 / -0.27	+0.39 / -0.25

CC coherent pion efficiency vs. Pμ and θμ

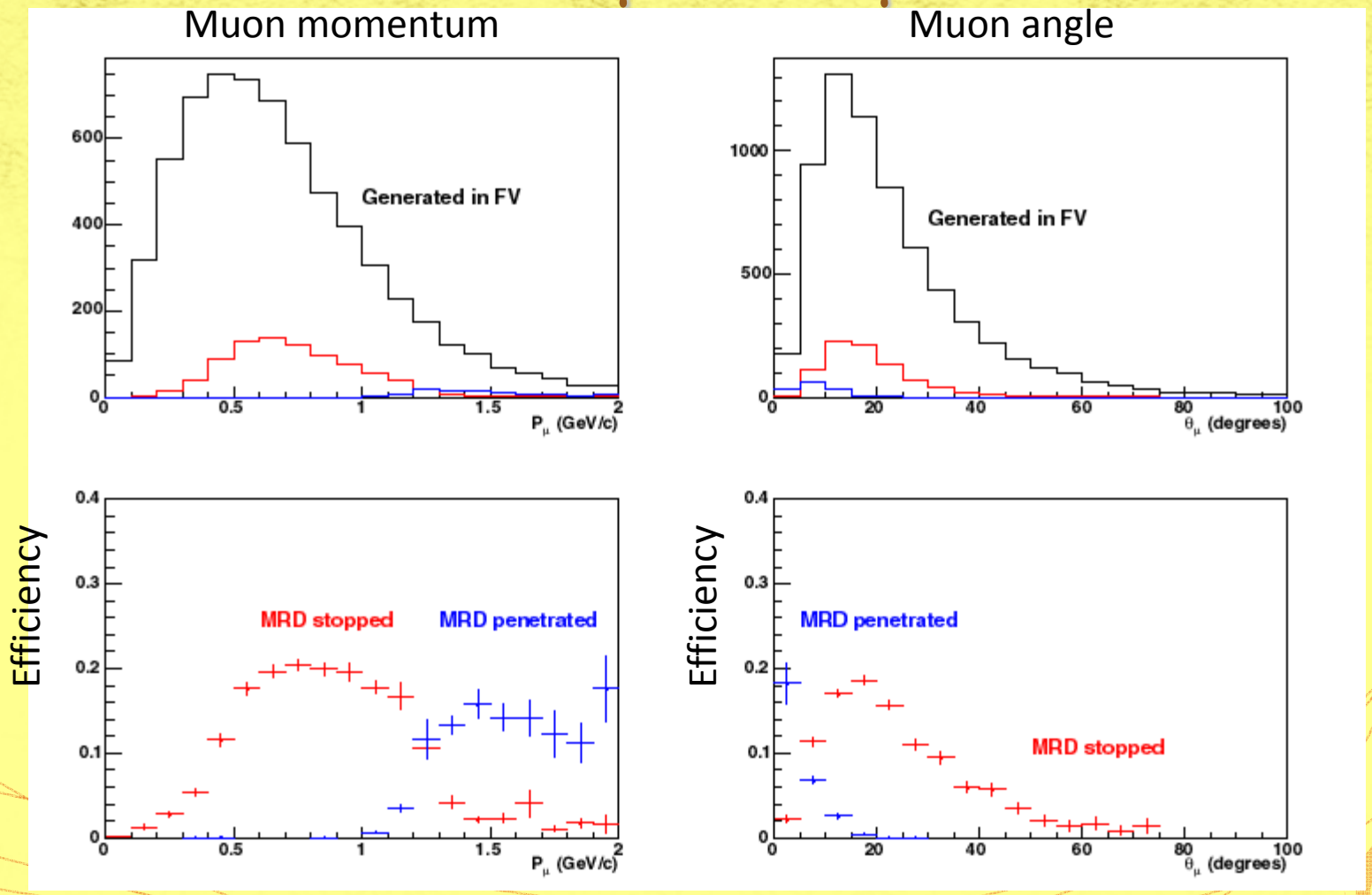

Q^2 distributions before tuning MC

1-track

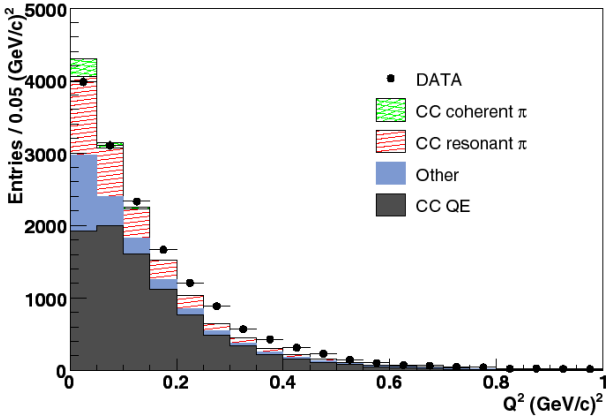

μ+p

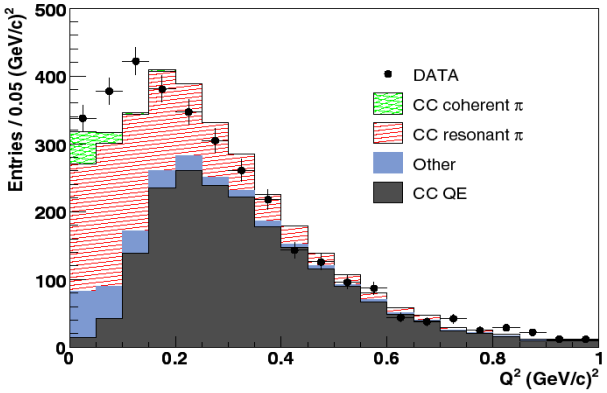

μ+π with activity

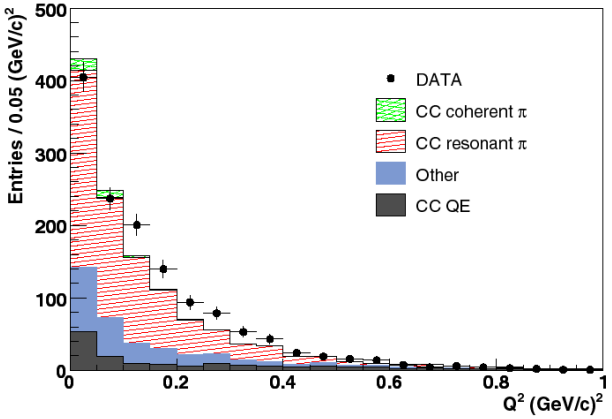

μ+π without activity

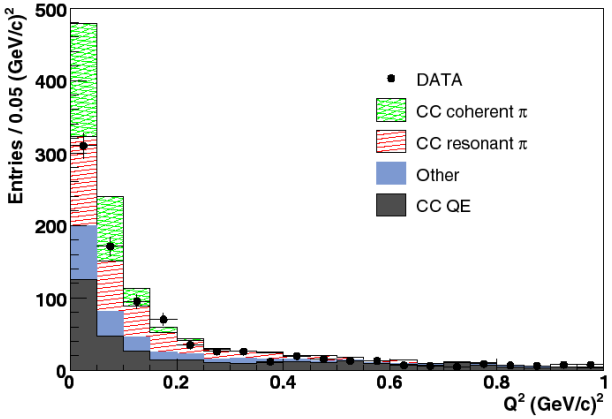

Data excess in μ+p sample (cont'd)

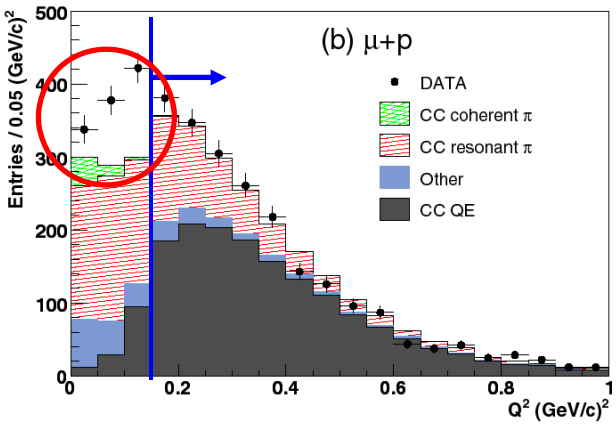

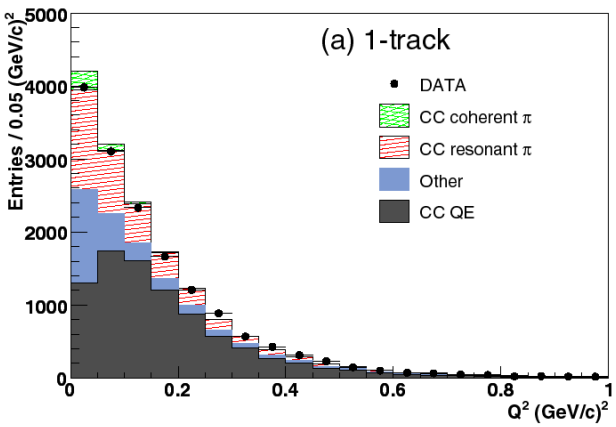

Therefore,
we expect migration between the μ+p sample and 1-track sample

While the excess is ~200 events, there are ~10,000 events in low Q^2 1-track sample
➔hard to see this effect in 1-track sample

This doesn't affect CC coherent pion measurement

Data excess in μ+p sample

track angle of 2nd track

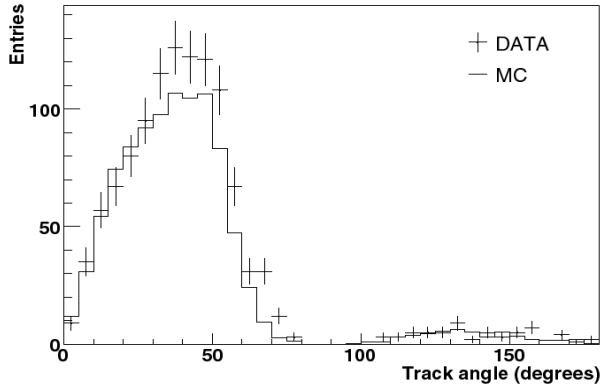

dE/dx of 2nd track

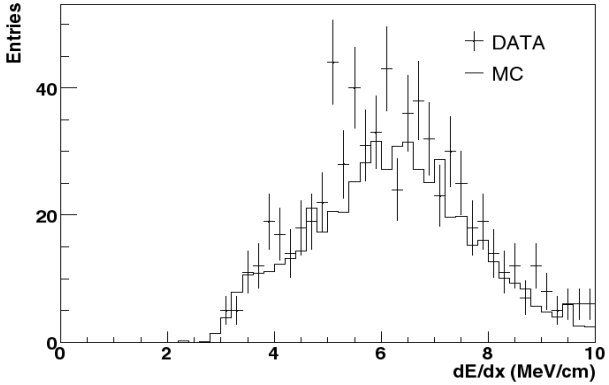

vertex activity

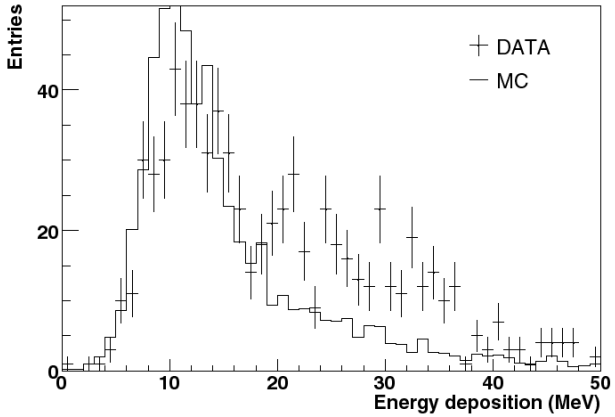

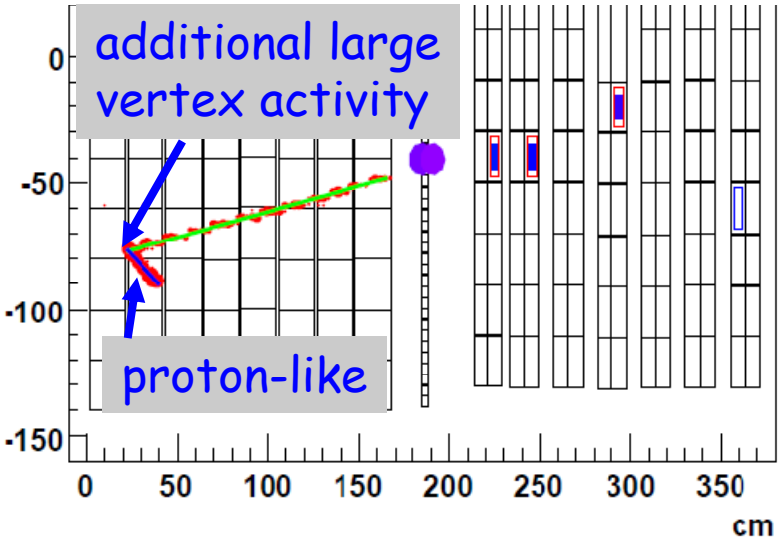

Fitting parameters (1)

Normalization parameter: R_{norm}
Migration parameters : $R_{2trk/1trk}$, $R_{p/\pi}$, R_{act}
Muon momentum scale : P_{scale}

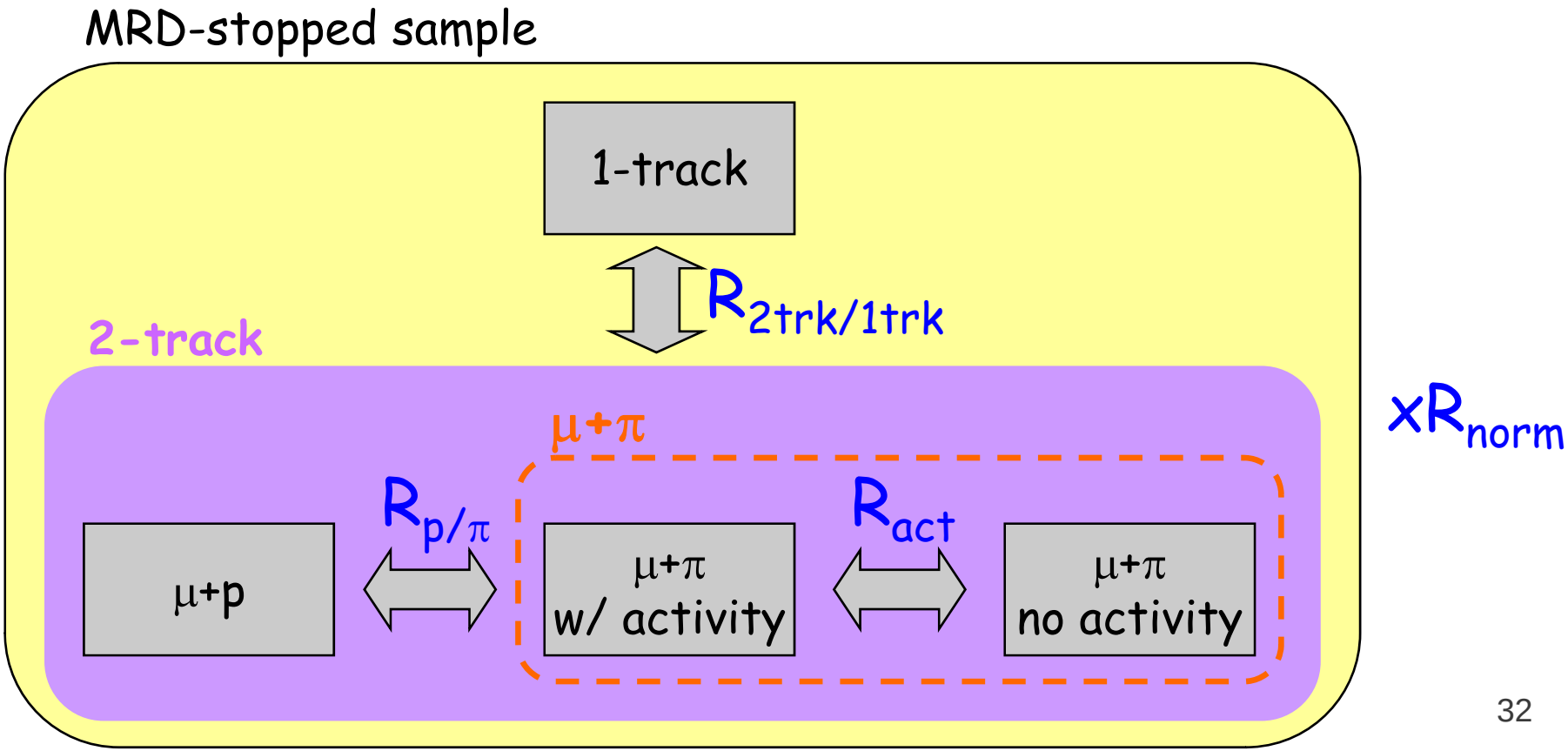

Fitting parameters (2)

Parameters related to neutrino interaction models

R_{res}: CC-resonat pion production cross section scale factor

R_{other}: other "non-QE" (mainly CC-DIS) cross section scale factor

CC-QE

κ: Pauli suppression parameter (κ>1)

Lowest energy of an initial nucleon

$$E_{lo} = \kappa(\sqrt{p_F^2 + m_p^2} - \omega + E_B)$$

- first introduced by MiniBooNE
- employed because similar data deficit is found in low Q2

χ^2 definition

$$\chi^2 = \chi^2_{\text{dist}} + \chi^2_{\text{sys}}$$

$$\begin{cases} \chi^2_{\text{dist}} = 2\sum_{i,\ j}\left(N_{ij}^{\text{exp}} - N_{ij}^{\text{obs}} + N_{ij}^{\text{obs}} \times \ln\frac{N_{ij}^{\text{obs}}}{N_{ij}^{\text{exp}}}\right) \\ \chi^2_{\text{sys}} = (\boldsymbol{P_{sys}} - \boldsymbol{P_0})\boldsymbol{V}^{-1}(\boldsymbol{P_{sys}} - \boldsymbol{P_0}) \end{cases}$$

Binned likelihood

i: Q^2 bins

j: sub-samples

Constraint on fitting parameters

V: covariance matrix

$$\boldsymbol{P_{sys}} = \begin{pmatrix} R_{\text{res}} \\ R_{2\text{trk}/1\text{trk}} \\ R_{p/\pi} \\ R_{\text{pscale}} \end{pmatrix} \quad , \quad \boldsymbol{P_0} = \begin{pmatrix} 1 \\ 1 \\ 1 \\ 1 \end{pmatrix}$$

Fitting parameters

1-track:

$$N^{\mathrm{exp}}_{i,\ 1\mathrm{trk}} = R_{\mathrm{norm}} \cdot \left[n^{\mathrm{QE}}_{i,1\mathrm{trk}} + R_{\mathrm{res}} n^{\mathrm{res}}_{i,1\mathrm{trk}} + R_{\mathrm{other}} n^{\mathrm{other}}_{i,1\mathrm{trk}} \right]$$

μ+p:

$$N^{\mathrm{exp}}_{i,\ \mu p} = R_{\mathrm{norm}} \cdot R_{2\mathrm{trk}/1\mathrm{trk}} \cdot R_{p/\pi} \cdot \left[n^{\mathrm{QE}}_{i,\mu p} + R_{\mathrm{res}} n^{\mathrm{res}}_{i,\mu p} + R_{\mathrm{other}} n^{\mathrm{other}}_{i,\mu p} \right]$$

μ+π
w/ activity:

$$N^{\mathrm{exp}}_{i,\ \mu\pi\mathrm{H}} = R_{\mathrm{norm}} \cdot R_{2\mathrm{trk}/1\mathrm{trk}} \cdot \left[n^{\mathrm{QE}}_{i,\mu\pi\mathrm{H}} + R_{\mathrm{res}} n^{\mathrm{res}}_{i,\mu\pi\mathrm{H}} + R_{\mathrm{other}} n^{\mathrm{other}}_{i,\mu\pi\mathrm{H}} \right]$$

μ+π
no activity:

$$N^{\mathrm{exp}}_{i,\ \mu\pi\mathrm{L}} = R_{\mathrm{norm}} \cdot R_{2\mathrm{trk}/1\mathrm{trk}} \cdot R_{\mathrm{act}} \cdot \left[n^{\mathrm{QE}}_{i,\mu\pi\mathrm{L}} + R_{\mathrm{res}} n^{\mathrm{res}}_{i,\mu\pi\mathrm{L}} + R_{\mathrm{other}} n^{\mathrm{other}}_{i,\mu\pi\mathrm{L}} \right]$$

Covariance matrix

$$V_{ij} \equiv \mathrm{cov}[p_i, p_j] = \sum_{\mathrm{source}} \frac{\Delta p_i \Delta p_j|_+ + \Delta p_i \Delta p_j|_-}{2}$$

$\Delta p_i \Delta p_j|_{+(-)}$ the product of variations of two systematic parameters when the underlying physics parameter is increased (decreased) by the size of its uncertainty

Example) CC-resonant pion production cross section

- change the cross section by +/-20%
- take differences of ($R_{2trk/1trk}$, $R_{p/\pi}$) from nominal values

$$\Delta(R_{2trk/1trk}) = {}^{+4.5\%}_{-3.9\%} \qquad \Delta(R_{p/\pi}) = {}^{+4.3\%}_{-5.5\%}$$

$$\frac{\Delta(R_{2trk/1trk})\Delta(R_{p/\pi})|_+ + \Delta(R_{2trk/1trk})\Delta(R_{p/\pi})|_-}{2} = -21\times 10^{-4}$$

Covariance matrix

$$V_{ij} \equiv \mathrm{cov}[p_i, p_j] = \sum_{\mathrm{source}} \frac{\Delta p_i \Delta p_j|_+ + \Delta p_i \Delta p_j|_-}{2}$$

$\Delta p_i \Delta p_j|_{+(-)}$ the product of variations of two systematic parameters when the underlying physics parameter is increased (decreased) by the size of its uncertainty

$$\boldsymbol{V} = \begin{array}{c} \begin{array}{cccc} R_{res} & R_{2trk/1trk} & R_{p/\pi} & R_{pscale} \end{array} \\ \begin{pmatrix} (0.20)^2 & -(0.09)^2 & +(0.10)^2 & 0 \\ -(0.09)^2 & (0.09)^2 & -(0.07)^2 & 0 \\ +(0.10)^2 & -(0.07)^2 & (0.15)^2 & 0 \\ 0 & 0 & 0 & (0.02)^2 \end{pmatrix} \end{array}$$

Fitting parameters

8 fitting parameters

- normalization (1)
- migration parameters (3)
- muon momentum scale (1)
- neutrino interaction model parameters (3)

R_{norm} : MRD stopped sample normalization
$R_{2trk/1trk}$: Migration between 2track / 1track samples
$R_{p/\pi}$: Migration between μ+p / $\mu+\pi$ samples
R_{act} : Migration between low/high vertex activity samples
R_{pscale} : Muon momentum scale
R_{res} : CC-resonant pion cross section scale factor
R_{other} : Other nonQE cross section scale factor
κ : Pauli-suppression parameter for CCQE

Fitting result

Parameter	Value	Error
R_{norm}	1.103	0.029
$R_{2trk/1trk}$	0.865	0.035
$R_{p/\pi}$	0.899	0.038
R_{act}	0.983	0.055
R_{pscale}	1.033	0.002
R_{res}	1.211	0.133
R_{other}	1.270	0.148
kappa	1.019	0.004

MuCL calculation

plane-by-plane dE/dx measurement

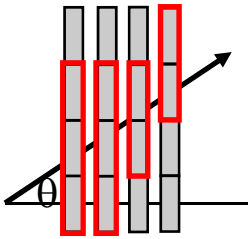

$$dE/dx = \frac{\Delta E}{1.3cm/\cos\theta}$$

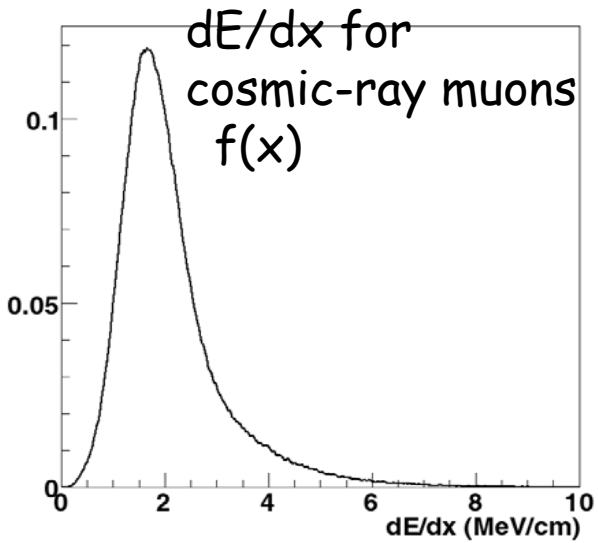

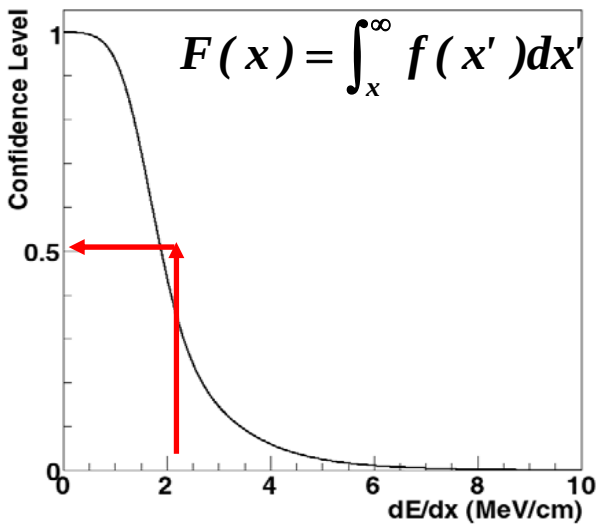

confidence level at each plane is calculated from the plot

MuCL: combined confidence level

$$MuCL = P \times \sum_{i=0}^{n-1} \frac{(-\ln P)^i}{i!} \qquad P = \prod_{i=1}^{n} CL_i$$

Q^2 resolution of CC-coherent π sample

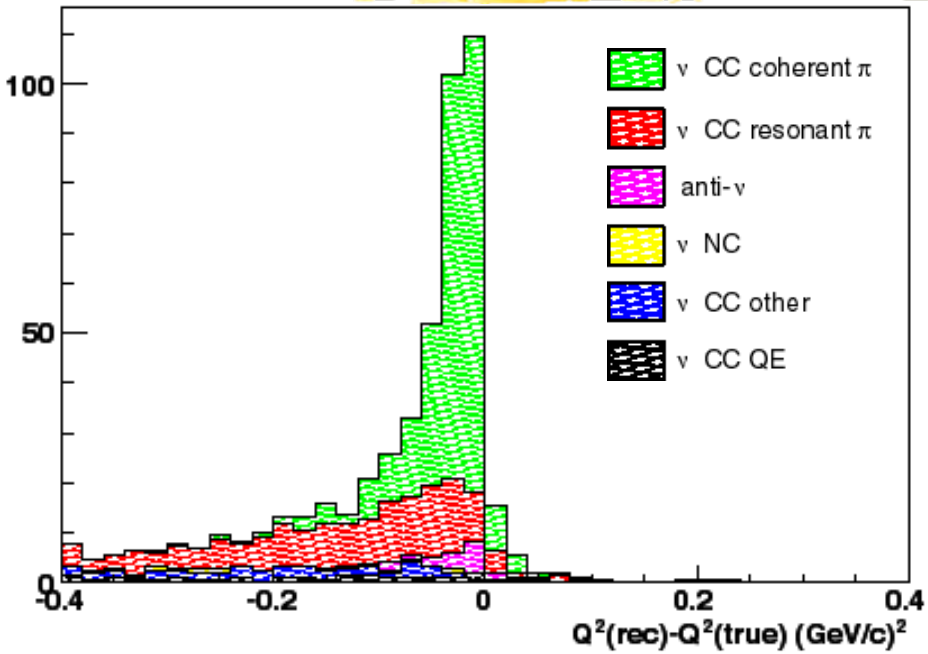

Q2 resolution of CC-coherent π events

Mean: -0.024 $(GeV/c)^2$

Sigma: 0.016 $(GeV/c)^2$

Event selection summary (MRD stopped)

Event selection	DATA	MC		Coherent π
		Signal	B.G.	Efficiency
Generated in SciBar FV		1,939	156,766	100%
SciBar-MRD matched	30,337	978	29,359	50.4%
MRD stopped	21,762	715	20,437	36.9%
2 track	5,939	358	6,073	18.5%
Particle ID ($\mu + \pi$)	2,255	292	2,336	15.1%
Vertex activity cut	887	264	961	13.6%
CC-QE rejection	682	241	709	12.4%
Pion track direction cut	425	233	451	12.0%
Reconstructed Q^2 cut	247	201	228	10.4%

Event selection summary (MRD penetrated)

Event selection	DATA	MC		Coherent π
		Signal	B.G.	Efficiency
Generated in SciBar FV		1,939	156,766	100%
SciBar-MRD matched	30,337	978	29,359	50.4%
MRD penetrated	3,712	177	4,375	9.1%
2 track	1,029	92	1,304	4.7%
Particle ID ($\mu + \pi$)	418	78	474	4.0%
Vertex activity cut	167	71	186	3.6%
CC-QE rejection	134	67	135	3.5%
Pion track direction cut	107	66	109	3.4%
Reconstructed Q^2 cut	57	60	40	3.1%

90% CL upper limit

Simple calculation

$$\mathbf{90\%\ CL\ upper\ limit} = \boldsymbol{mean} + \mathbf{1.28} \times \boldsymbol{sigma}$$

(This is for gaussian statistics without physical boundary)

Bayesian approach

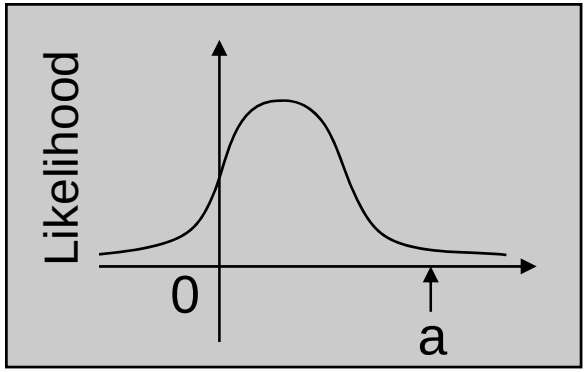

(90% CL upper limit)

$$P(a) = \frac{\int_0^a L(x)dx}{\int_0^\infty L(x)dx} = 0.9$$

$L(x)$ Probability density function
Asymmetric gaussian
(mean, sigma+, sigma-)

Results (cont'd)

90% CL upper limit (Bayesian)

σ(CC coherent π)/σ(CC) < 0.67×10^{-2} for $\langle E\nu\rangle$=1.1 GeV

< 1.36×10^{-2} $\langle E\nu\rangle$=2.2 GeV

K2K result (90% CL U.L.=m+1.28*σ)

σ(CC coherent π)/σ(CC) < 0.60×10^{-2} for $\langle E\nu\rangle$=1.3 GeV

Our results using same definition (90% CL U.L.=m+1.28*σ)

σ(CC coherent π)/σ(CC) < 0.60×10^{-2} for $\langle E\nu\rangle$=1.1 GeV

< 1.33×10^{-2} $\langle E\nu\rangle$=2.2 GeV

Discussions

K2K (<Eν>=1.3 GeV)

$$\sigma(\text{CC coherent } \pi)/\sigma(\text{CC}) = (0.04 \pm 0.29(stat)^{+0.32}_{-0.35}(sys)) \times 10^{-2}$$

improved ⇩ ⇩ slightly improved

SciBooNE (<Eν>=1.1 GeV)

$$\sigma(\text{CC coherent } \pi)/\sigma(\text{CC}) = (0.16 \pm 0.17(stat)^{+0.30}_{-0.27}(sys)) \times 10^{-2}$$

K2K result (90% CL U.L.=m+1.28*σ)

σ(CC coherent π)/σ(CC) < 0.60×10^{-2} for <Eν>=1.3 GeV

SciBooNE results (Bayesian 90% CL U.L.)

σ(CC coherent π)/σ(CC) < 0.67×10^{-2} for <Eν>=1.1 GeV

< 1.36×10^{-2} <Eν>=2.2 GeV

SciBooNE results are consistent with K2K result

Systematic errors (detector response)

Source	MRD stopped error ($\times 10^{-2}$)		MRD penetrated error ($\times 10^{-2}$)	
Cross talk	+0.04	−0.05	+0.12	−0.04
1 pe resolution	+0.05	−0.02	+0.07	−0.06
Scintillator quenching	+0.03	−0.17	+0.07	−0.16
Pion interaction in SciBar	+0.01	−0.01	+0.01	−0.00
Hit threshold	+0.07	−0.03	+0.09	−0.02
Subtotal	+0.10	−0.18	+0.18	−0.18

Pion interaction simulation in Geant4

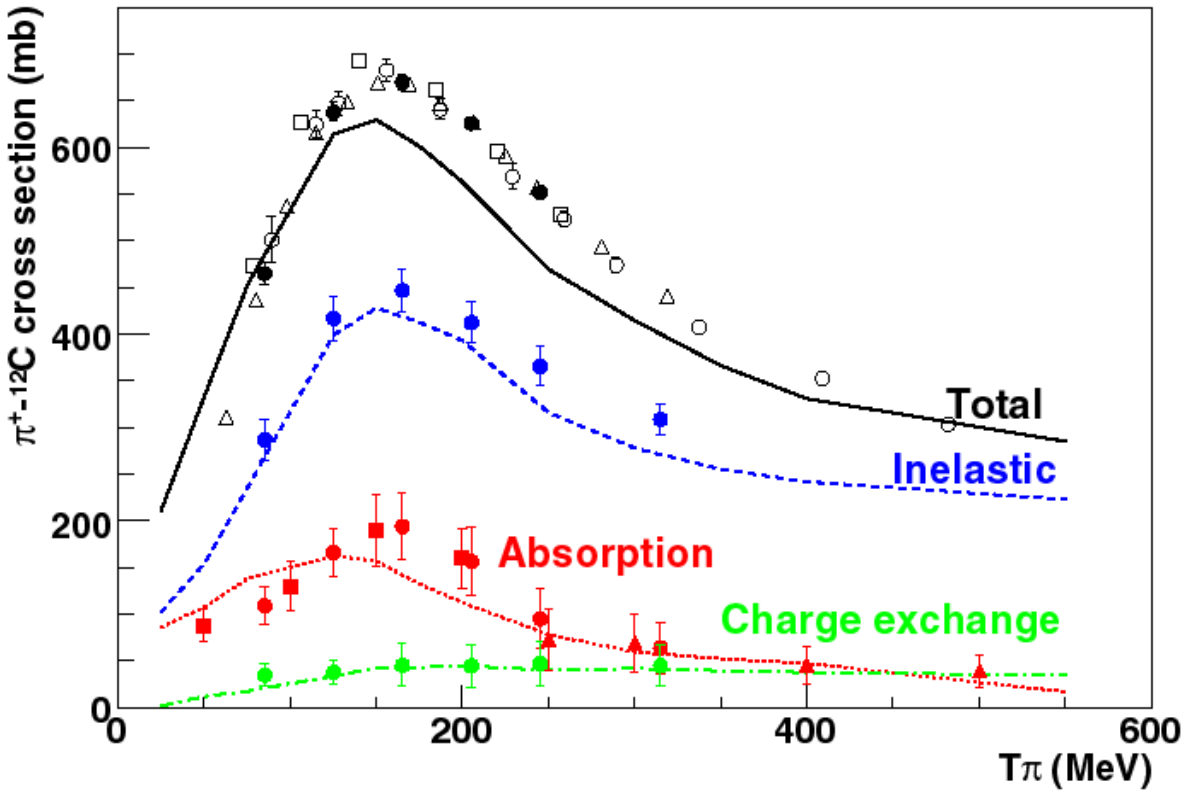

Systematic errors (nuclear effects)

Source	MRD stopped error ($\times 10^{-2}$)		MRD penetrated error ($\times 10^{-2}$)	
Pion absorption cross section	$+0.00$	-0.05	$+0.11$	-0.00
Pion inelastic cross section	$+0.17$	-0.00	$+0.04$	-0.00
Nucleon re-scattering cross section	$+0.11$	-0.05	$+0.15$	-0.08
Fermi momentum	$+0.02$	-0.02	$+0.03$	-0.03
Subtotal	$+0.20$	-0.07	$+0.19$	-0.09

Systematic errors (neutrino interaction model)

Source	MRD stopped error ($\times 10^{-2}$)		MRD penetrated error ($\times 10^{-2}$)	
Axial vector mass	$+0.16$	$\cdots$	$+0.05$	$\cdots$
CC resonant $\mu^- n\pi^+/\mu^- p\pi^+$ ratio	$+0.04$	-0.04	$+0.04$	-0.04
Low Q^2 suppression in CC resonant pion	$+0.04$	$\cdots$	$+0.04$	$\cdots$
Subtotal	$+0.17$	-0.04	$+0.08$	-0.04

Systematic errors (Eν spectrum)

- Pi+ production (SW)
- Pi- production (SW)
- K^+ production (FS)
- K^0 production (SW)
- Horn skin effect
- Horn current
- Be-nucleon x-section
- Be-pion x-section

Variation of the cross section ratio using 1,000 multisim parameter sets

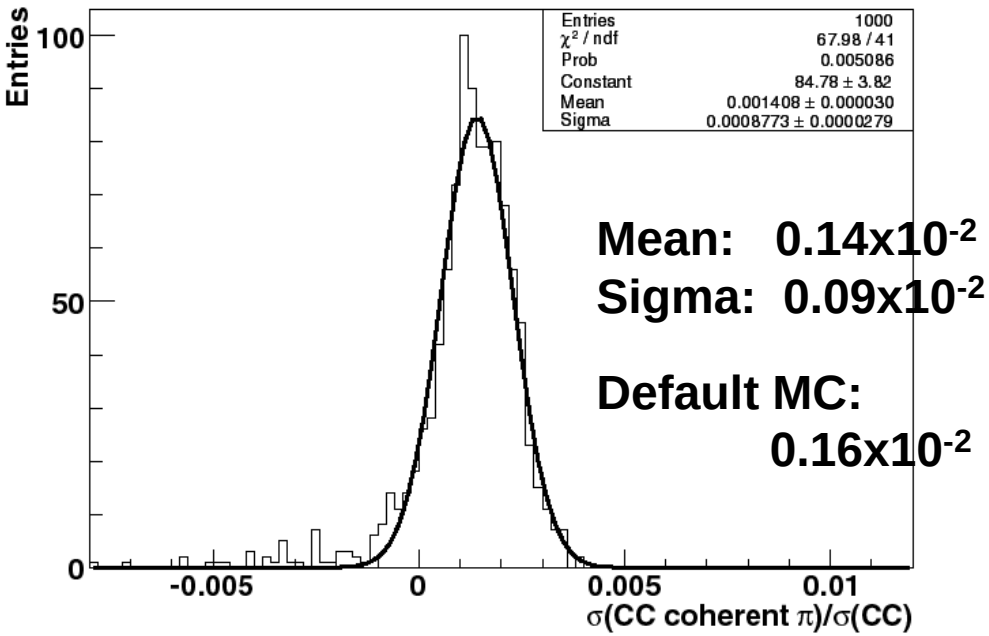

➔(+0.07, -0.11) $\times 10^{-2}$ is assigned for the MRD stopped sample

Systematic errors (Event selection)

$\Delta\theta p$ for the $\mu+\pi$ events

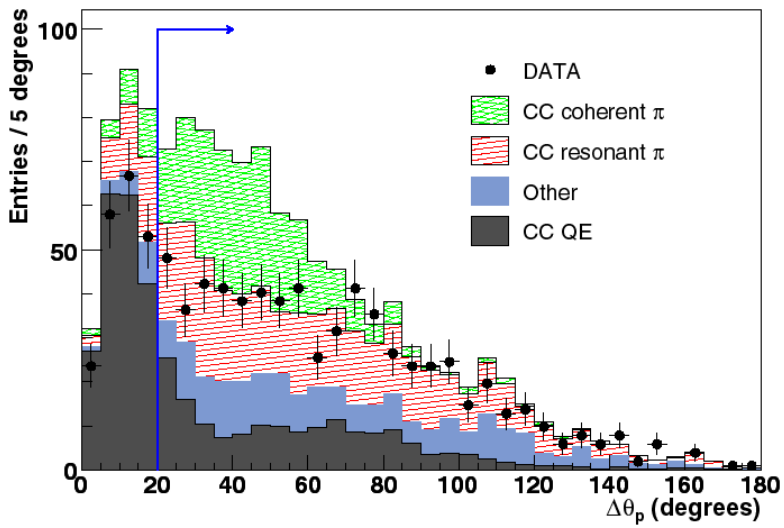

Vary $\Delta\theta p$ cut by +/-5degrees
Take the change as systematic error

Low Q^2 suppression in CC resonant π

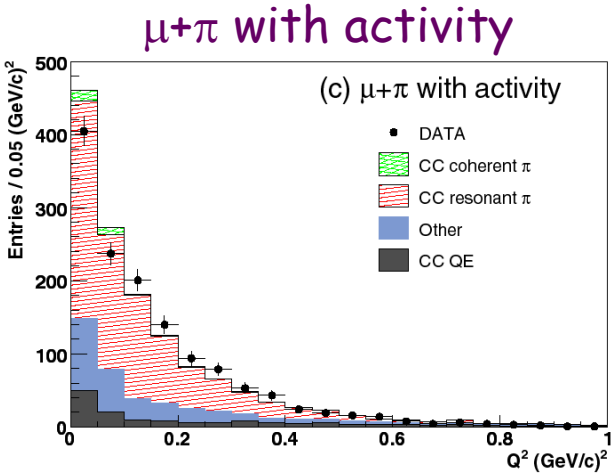

low Q^2 data deficit is observed in CC resonant pion enriched sample

The Q^2 shape uncertainty affects background estimation for CC coherent pion sample

Low Q^2 suppression in CC resonant π

Rec. Q^2 assuming Δ-resonance

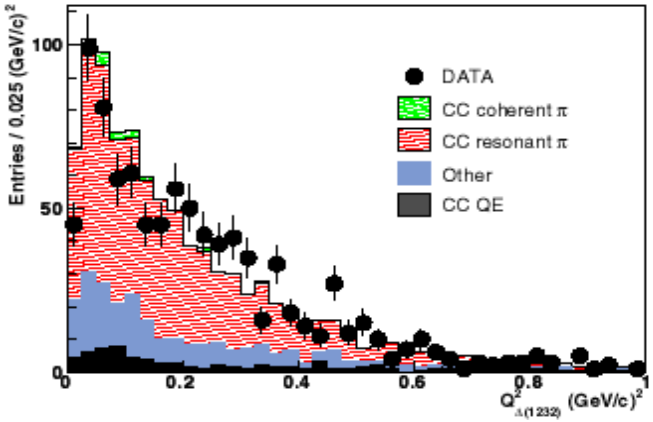

Q^2 resolution (rec-true)

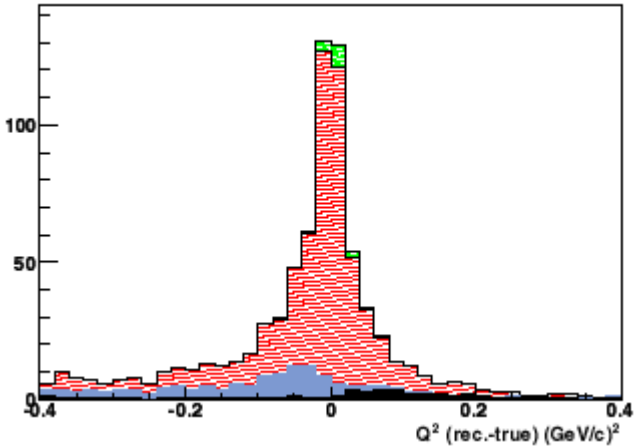

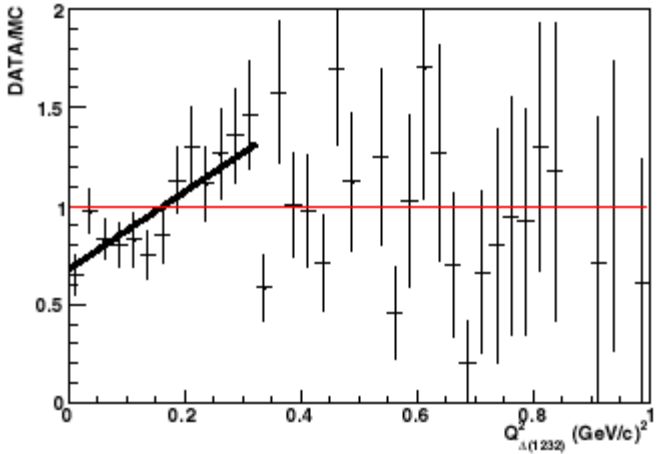

Apply this weighting function to CC coherent π sample in order to estimate systematic error

Uncertainty in CC resonant $\mu n\pi/\mu p\pi$ ratio

The uncertainty in the CC resonant $\mu n\pi/\mu p\pi$ ratio causes migration between low/high activity samples

- $\nu\ n \rightarrow \mu\ n\ \pi^+$
- $\nu\ p \rightarrow \mu\ p\ \pi^+$

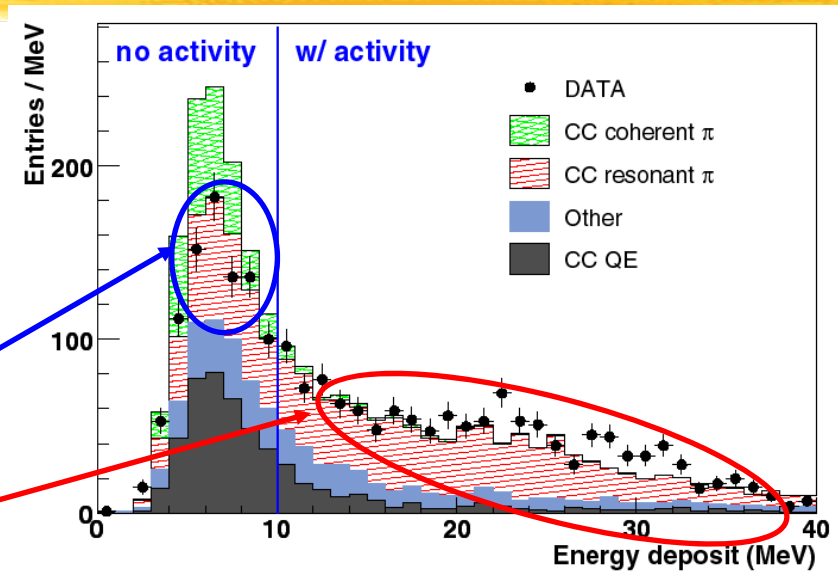

The uncertainty in the CC resonant $\mu n\pi/\mu p\pi$ ratio is ~7%, estimated using SciBooNE sub-samples

➔ $\delta(\sigma(coh)/\sigma(CC)) = +/-0.04\times10^{-2}$ considered as systematic error